WEL COME

On Screen Evaluation

Evaluator Guide

Dr. Shrikant Kokare, Director, Board of Examinations and Evaluation

EVALUATOR SIGIN IN PAGE

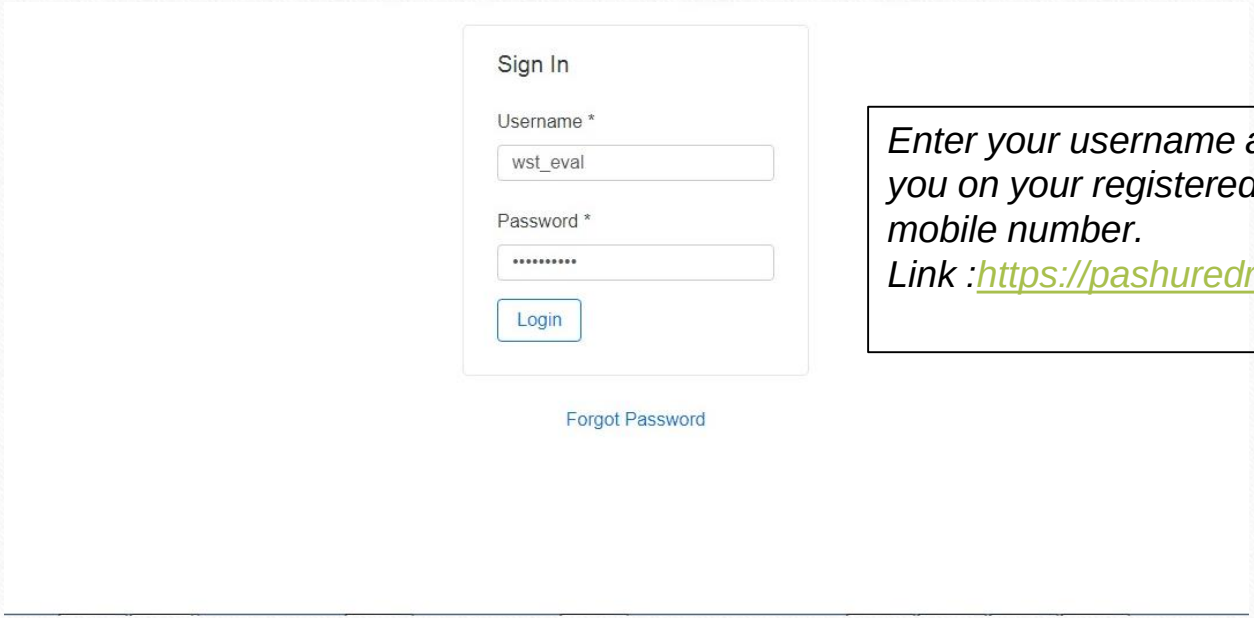

Enter your username and password sent to you on your registered email address and mobile number.
Link :https://pashuredressal.weshinetech.in

VERIFY PASSCODE

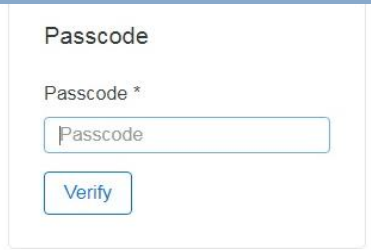

If your username and password is correct, you will receive a one time passcode on your registered email and mobile number. You have to enter the passcode here to pass two-factor authentication

DASHBOARD PAGE

You will see this dashboard after you successfully login. Dashboard shows evaluation summary of all tests assigned to you.

You can click on "Assign Answer Paper" link. It will automatically assign an answer paper to you.

ANSWER BOOK

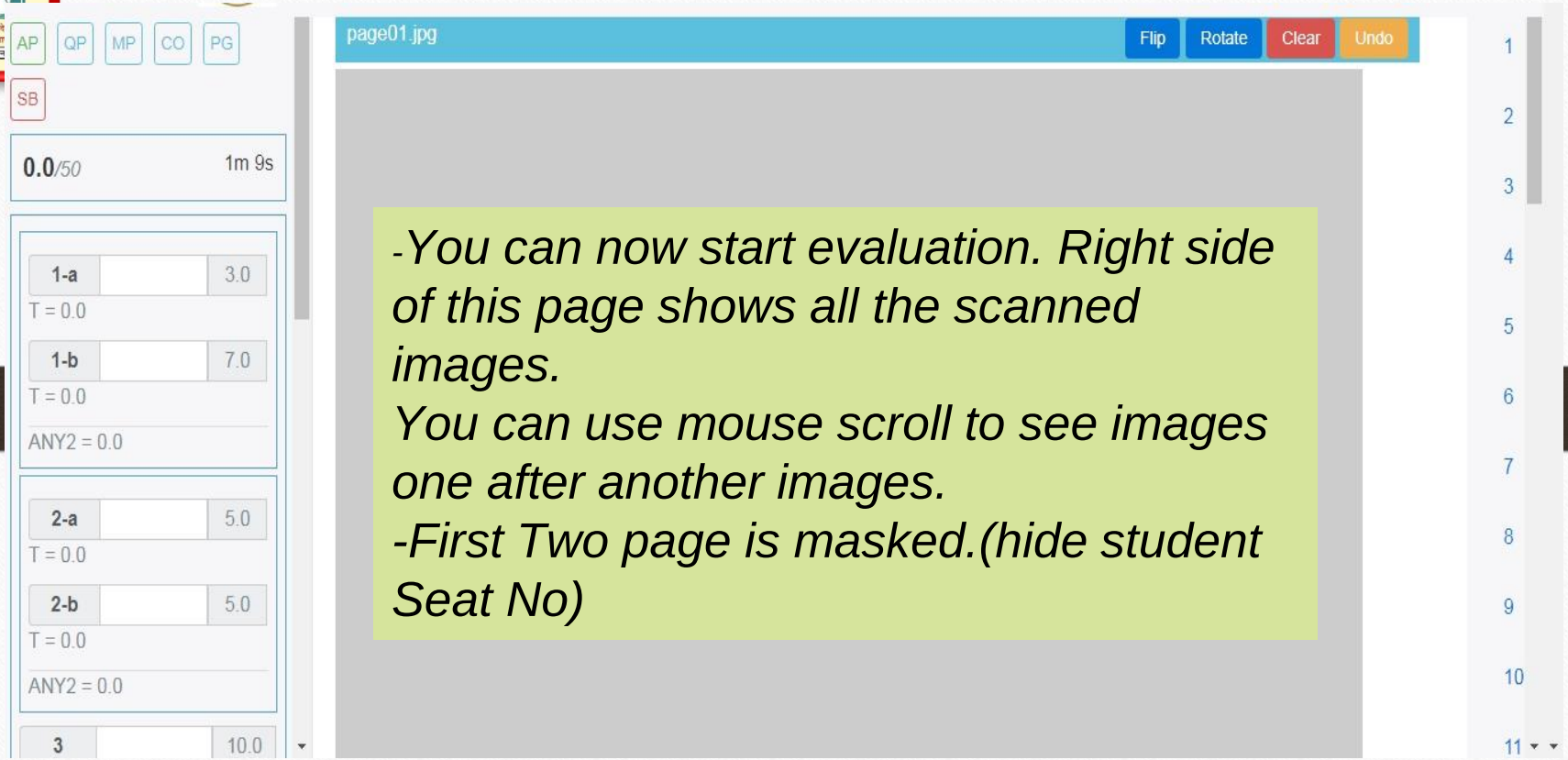
AP
QP
MP
CO
PG
SB
0.0/50
1m 9s
1-a
3.0
T = 0.0
1-b
7.0
T = 0.0
ANY2 = 0.0
2-a
5.0
T = 0.0
2-b
5.0
T = 0.0
ANY2 = 0.0
3
10.0
page01.jpg
Flip
Rotate
Clear
Undo
-You can now start evaluation. Right side of this page shows all the scanned images.
You can use mouse scroll to see images one after another images.
-First Two page is masked.(hide student Seat No)
1
2
3
4
5
6
7
8
9
10
11

DETAIL OPTION

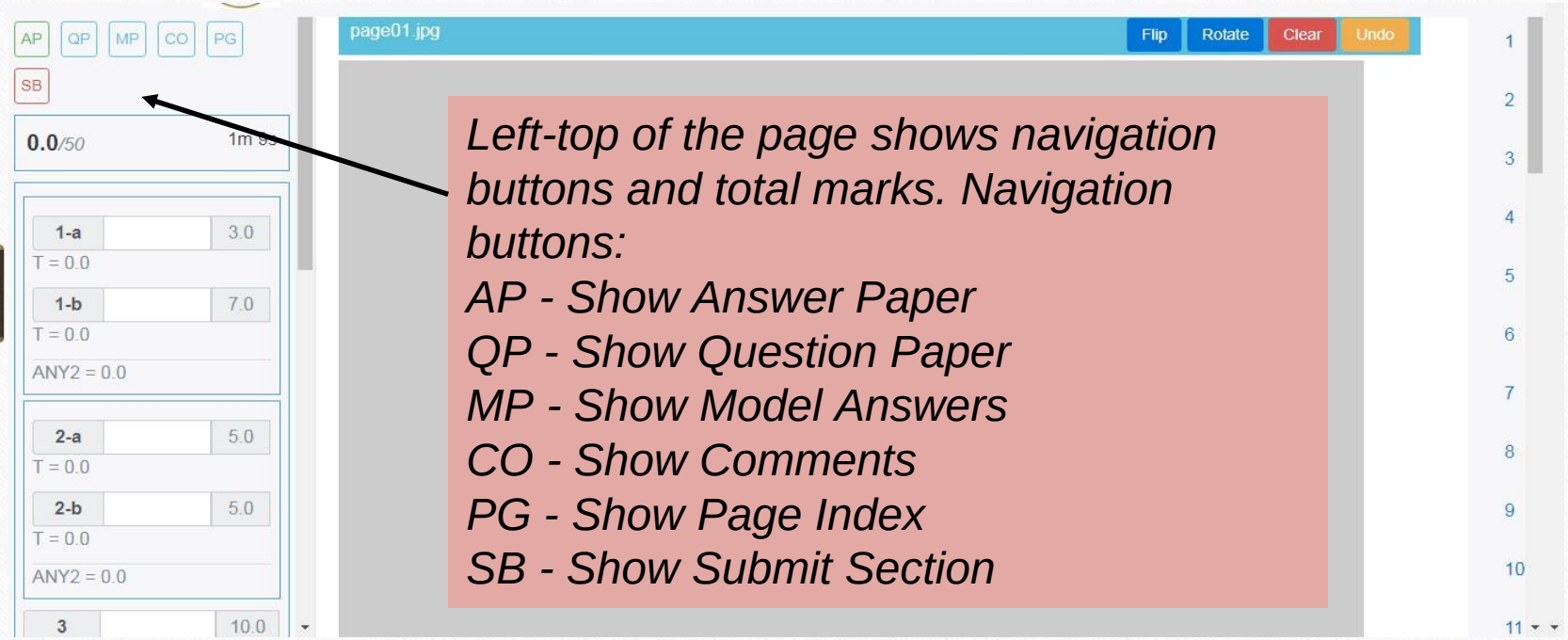

MARKS SUBMITED

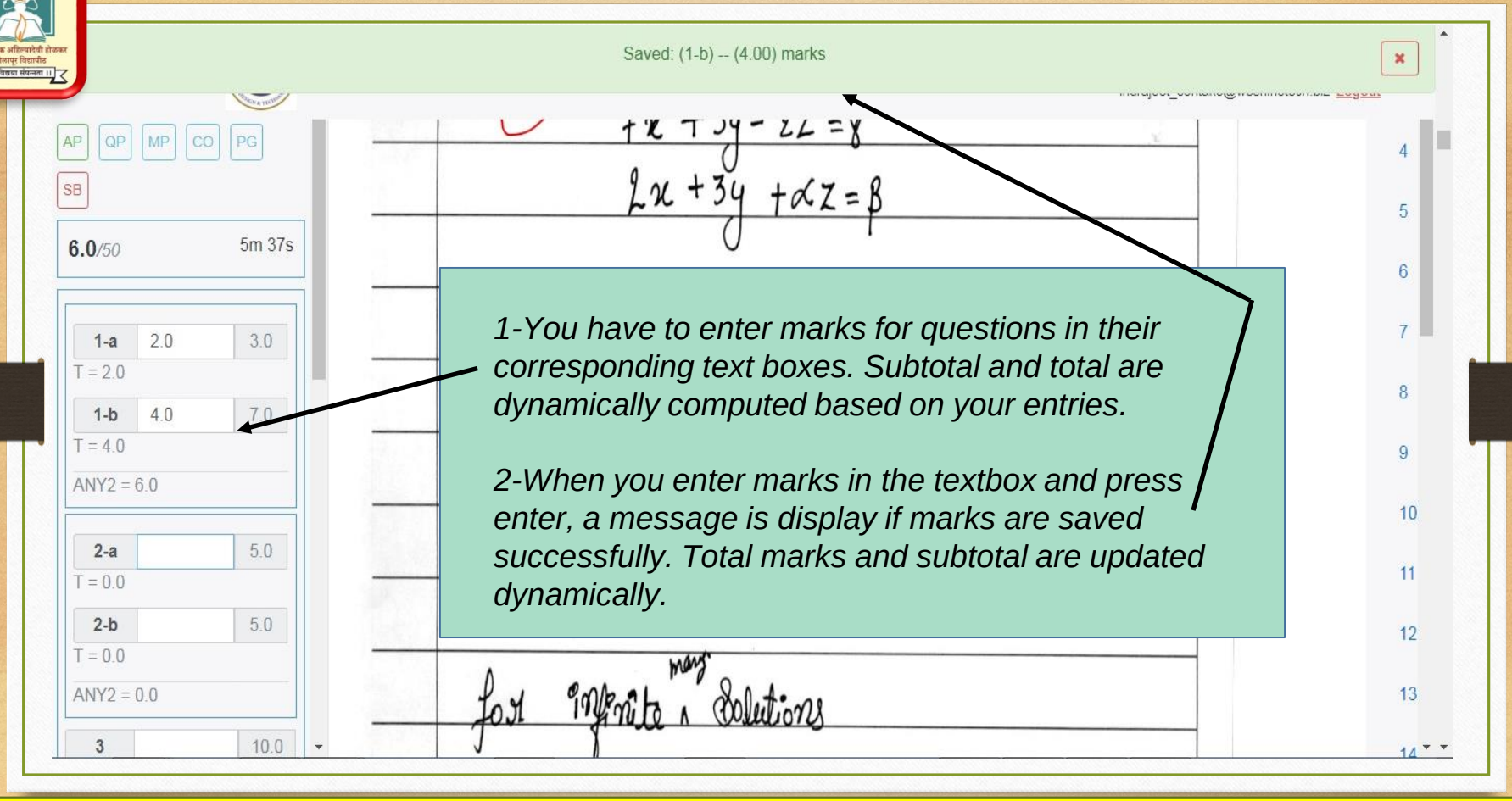

DRAW MARK

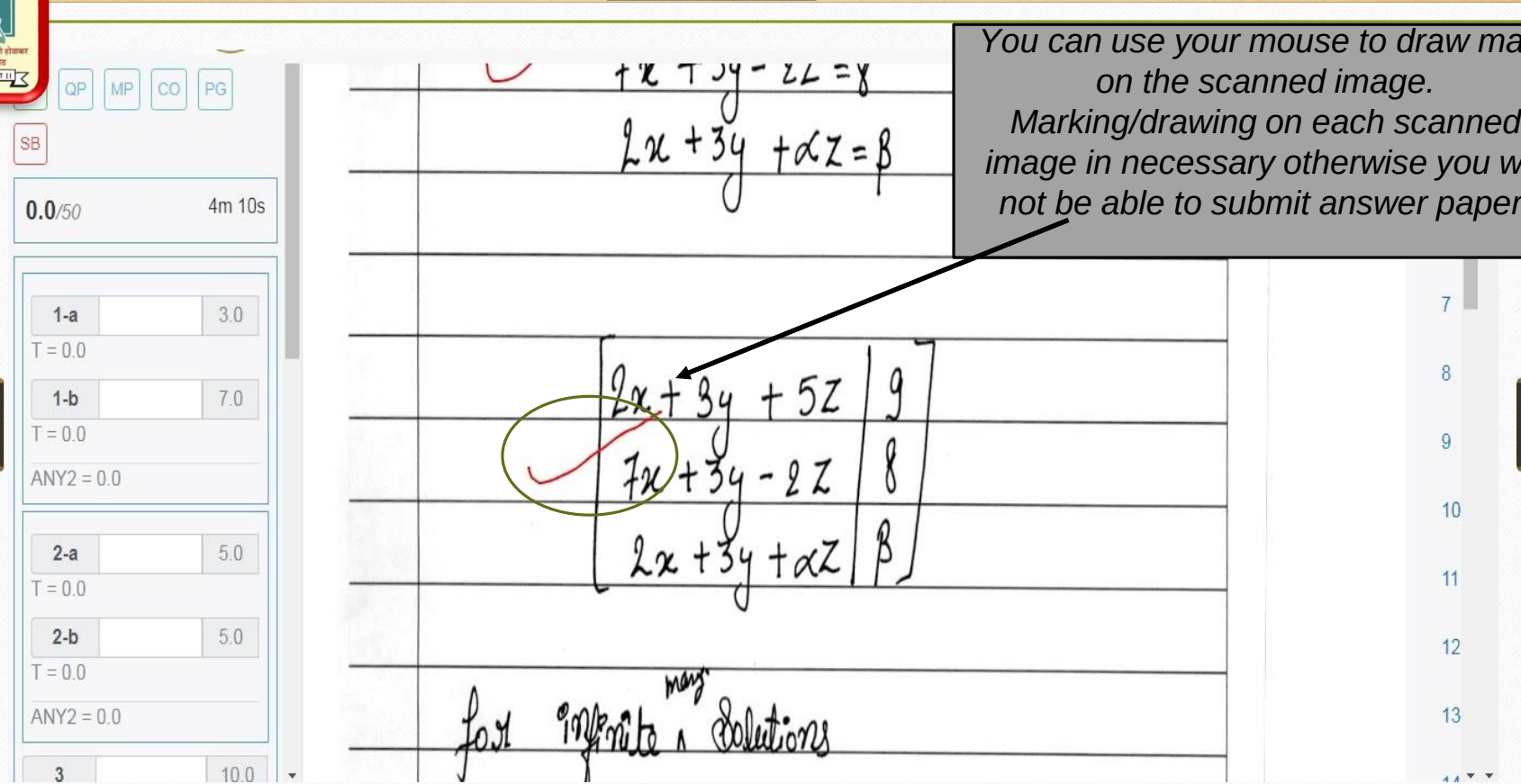
QP
MP
CO
PG
SB
0.0/50
4m 10s
1-a
3.0
T = 0.0
1-b
7.0
T = 0.0
ANY2 = 0.0
2-a
5.0
T = 0.0
2-b
5.0
T = 0.0
ANY2 = 0.0
3
10.0
2x + 3y + αz = β
2x + 3y + 5z | 9
7x + 3y - 2z | 8
2x + 3y + αz | β
for infinite many Solutions
You can use your mouse to draw mark on the scanned image. Marking/drawing on each scanned image in necessary otherwise you will not be able to submit answer paper.

AP QP MP CO PG

SB

11.0/50 8m 7s

1-a	2.0	3.0
T = 2.0		
1-b	4.0	7.0
T = 4.0		
ANY2 = 6.0		
2-a	2.0	5.0
T = 2.0		
2-b	3.0	5.0
T = 3.0		
ANY2 = 5.0		
3		10.0

DEMO_questionpaper.pdf 1 / 2

Question paper view. Clicking on QP button will show this section.

End Semester Examinations – May-June 2018

Maharashtra Academy of Naval Education & Training

IInd Semester B.Sc. (Nautical Science)

NS/T23: Nautical Physics & Electronics-II

Date : 01-06-2018 Max. Marks: 60

Time : 10.00 am to 01.00 pm

Instructions for the Cadets:

1. Do not write anything other than the Enrolment Number on the Question Paper.
2. PART A consist of "Long answer type Questions (LAQ)" with optional questions. ANSWER ANY FOUR of them. Each LAQ type question carries 10 marks which requires a typical answer of about 60 to 80 lines.
3. PART B consist of "Short answer type question (SAQ)" which are compulsory questions. Each SAQ type question carries 5 marks. which requires a typical answer of about 08 to 10 lines.
4. Figures to right indicate the marks allotted to the questions.
5. Leave enough margin on all the sides and start each new question on a new page.

1 2 3 4 5 6 7 8 9 10 11

QP MP CO PG

SB

11.0/50 8m 58s

1-a	2.0	3.0
T = 2.0		
1-b	4.0	7.0
T = 4.0		
ANY2 = 6.0		
2-a	2.0	5.0
T = 2.0		
2-b	3.0	5.0
T = 3.0		
ANY2 = 5.0		
3		10.0

DEMO_modelanswers.pdf 1 / 2

Model Answers View. Clicking on MP button will show this section. This section will show model answers if available.

Model Answer

End Semester Examinations – May-June 2018

Semester:- IV
Course Name:- B.Tech. (Marine Engineering)
Course Code : ME/T46: Ship Stability

1	Assigning correct SM (2 marks) Correct tabulation of data (2 marks) a) Area of bulkhead = 17.6 m² (2 marks) b) Load on bulkhead = 328.2 KN (2 marks) c) Position of centre of pressure = 2.647m (2 marks).	10
	Trimming moment /MCTC = 200 x 14 =2800/MCTC120 total trim 23.3 cm(1mark) Trim aft 46/96 x 23.3 = 11.18(1mark)	

1 2 3 4 5 6 7 8 9 10 11

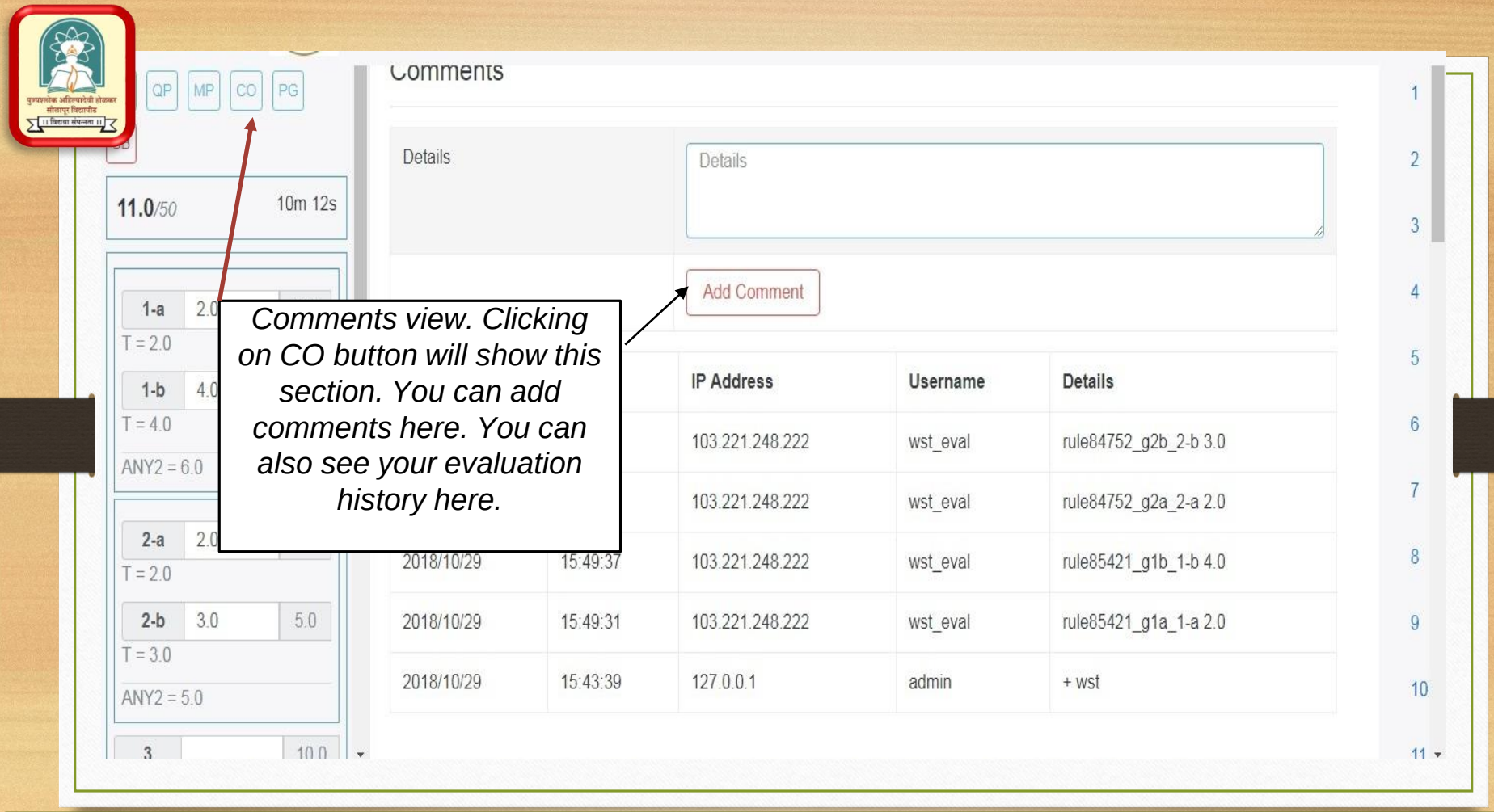
QP
MP
CO
PG
11.0/50
10m 12s
1-a
2.0
T = 2.0
1-b
4.0
T = 4.0
ANY2 = 6.0
2-a
2.0
T = 2.0
2-b
3.0
5.0
T = 3.0
ANY2 = 5.0
3
10.0
Comments
Details
Details
Add Comment
IP Address
Username
Details
103.221.248.222
wst_eval
rule84752_g2b_2-b 3.0
103.221.248.222
wst_eval
rule84752_g2a_2-a 2.0
2018/10/29
15:49:37
103.221.248.222
wst_eval
rule85421_g1b_1-b 4.0
2018/10/29
15:49:31
103.221.248.222
wst_eval
rule85421_g1a_1-a 2.0
2018/10/29
15:43:39
127.0.0.1
admin
+ wst
Comments view. Clicking on CO button will show this section. You can add comments here. You can also see your evaluation history here.

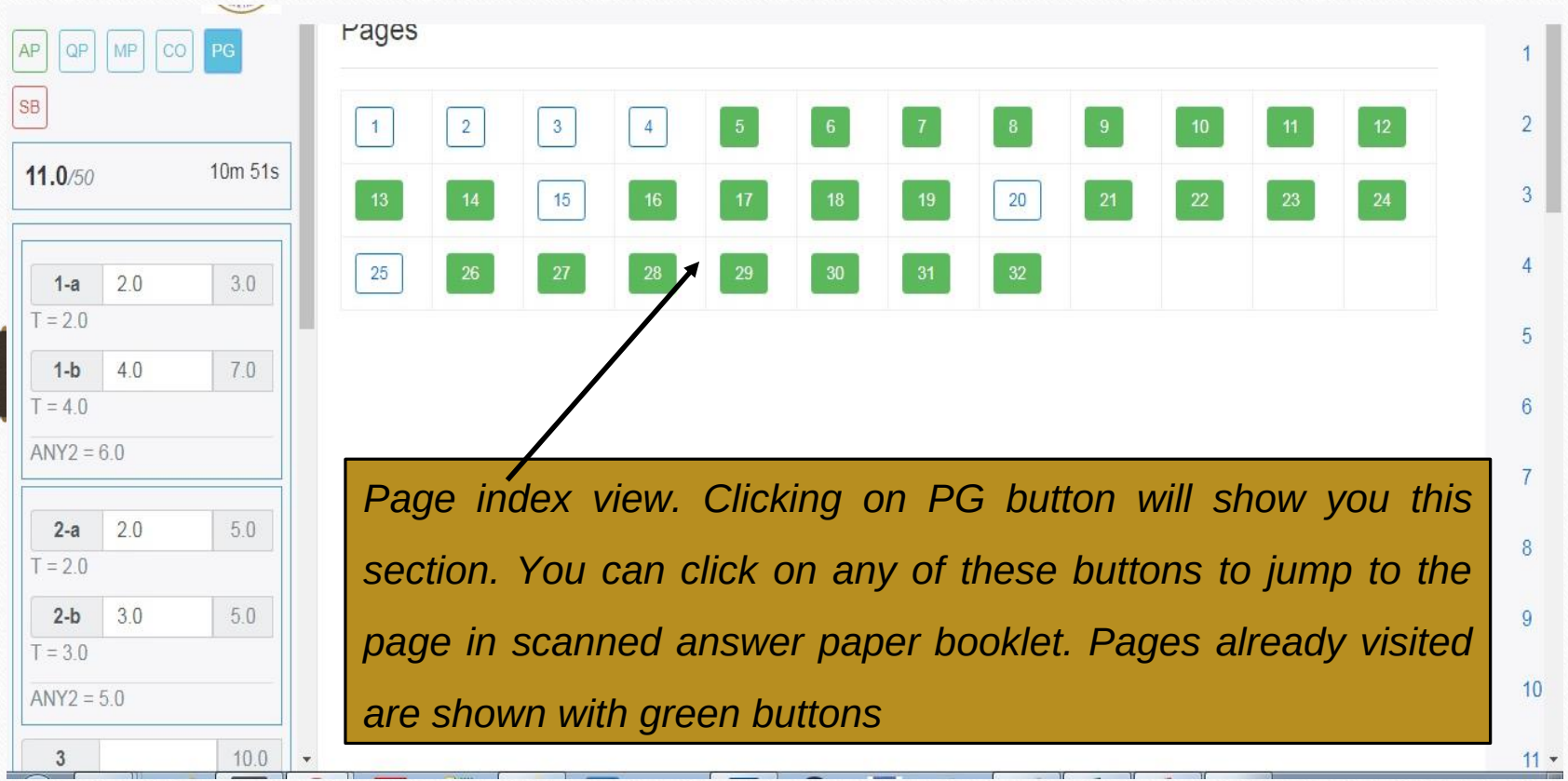
AP
QP
MP
CO
PG
SB
11.0/50
10m 51s
1-a 2.0 3.0
T = 2.0
1-b 4.0 7.0
T = 4.0
ANY2 = 6.0
2-a 2.0 5.0
T = 2.0
2-b 3.0 5.0
T = 3.0
ANY2 = 5.0
3 10.0
Pages
1 2 3 4 5 6 7 8 9 10 11 12
13 14 15 16 17 18 19 20 21 22 23 24
25 26 27 28 29 30 31 32
1 2 3 4 5 6 7 8 9 10 11
Page index view. Clicking on PG button will show you this section. You can click on any of these buttons to jump to the page in scanned answer paper booklet. Pages already visited are shown with green buttons

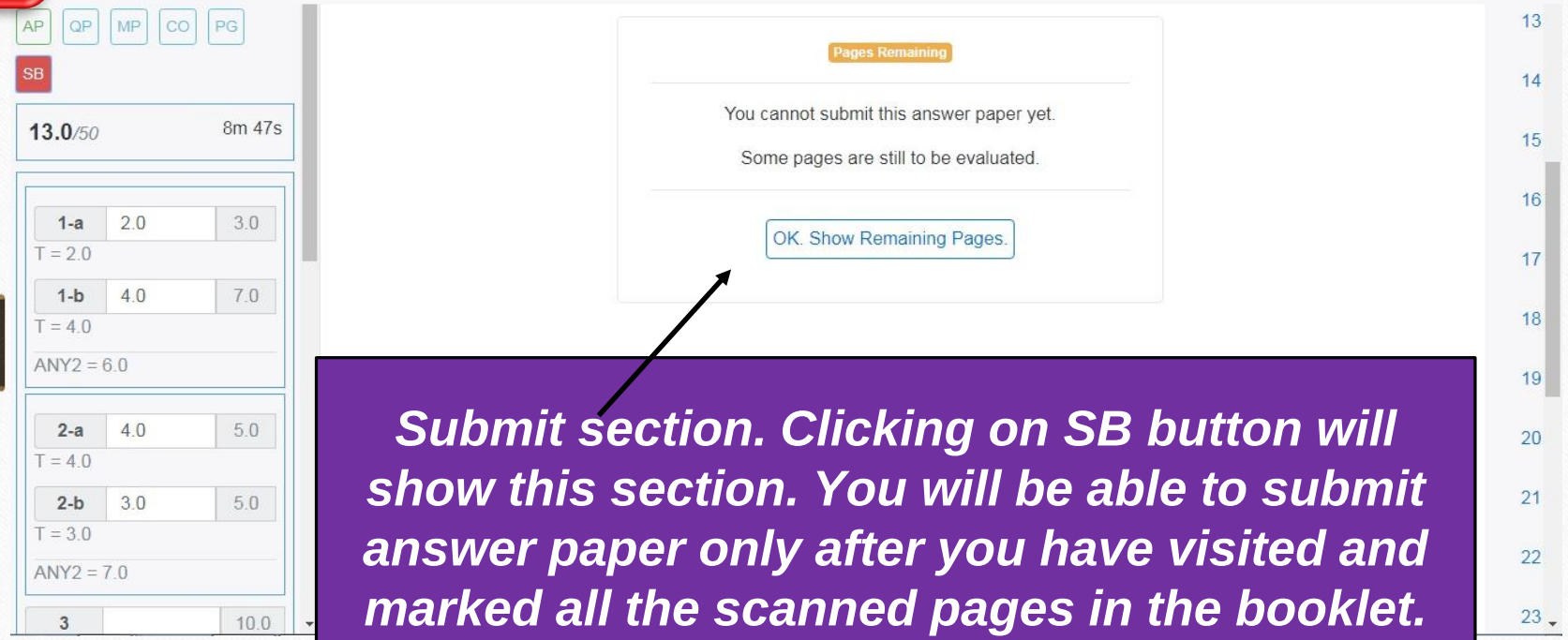

Submit section. Clicking on SB button will show this section. You will be able to submit answer paper only after you have visited and marked all the scanned pages in the booklet. i.e All buttons in PG sections should be green.

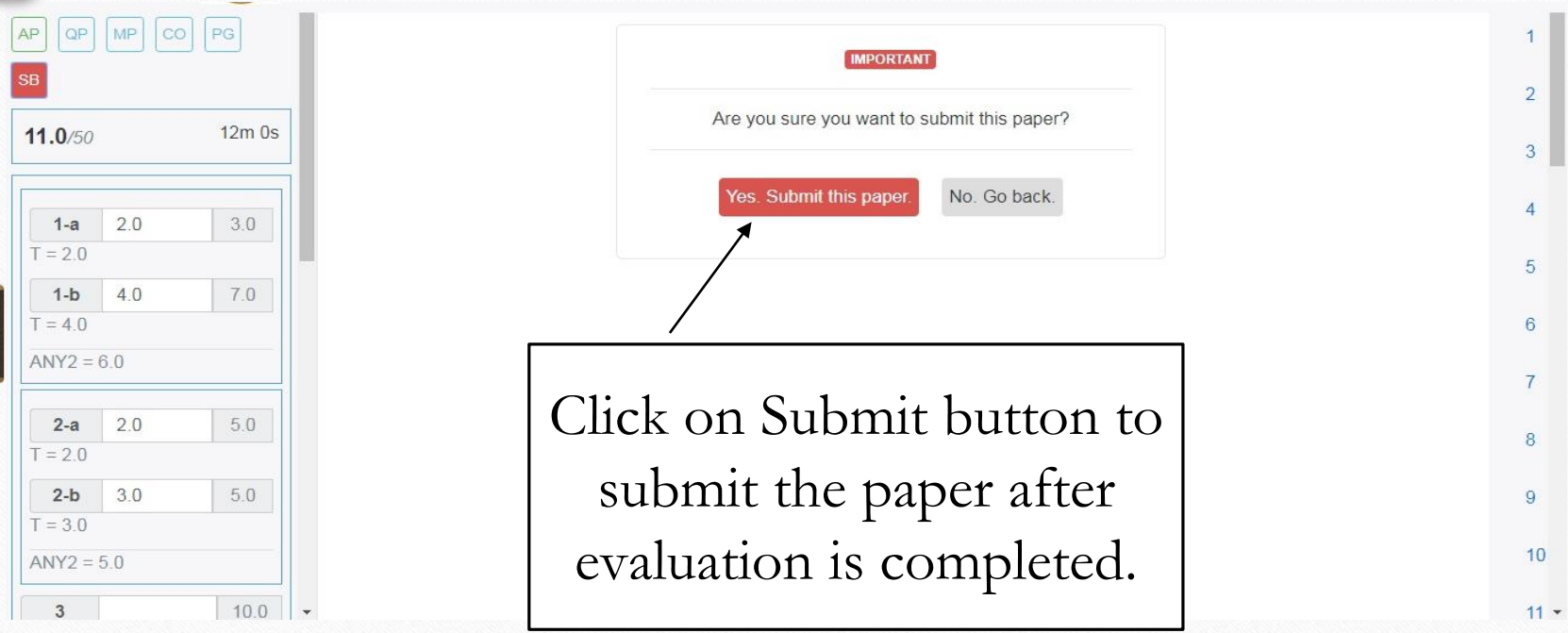

Click on Submit button to submit the paper after evaluation is completed.

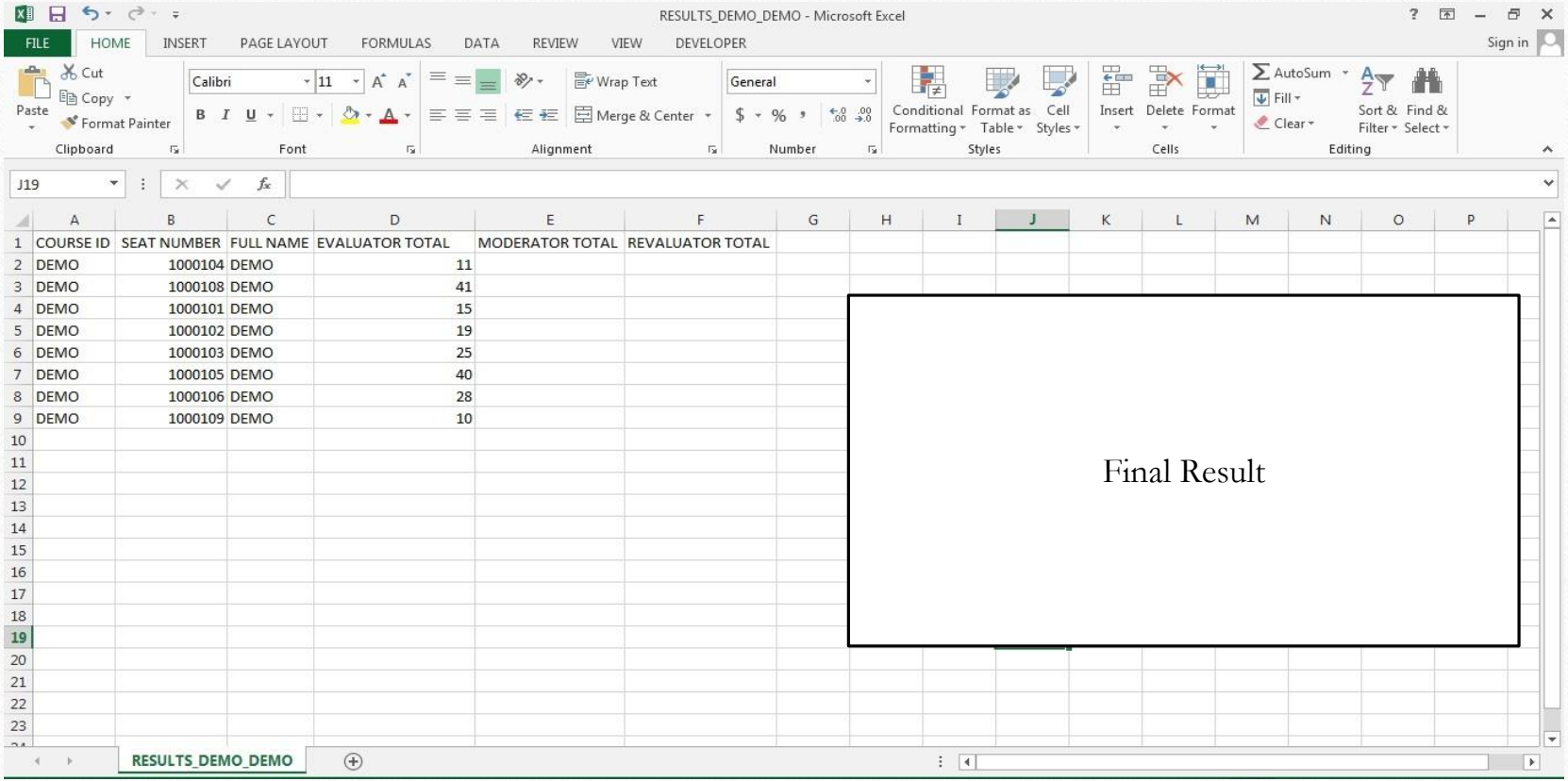

COURSE ID	SEAT NUMBER	FULL NAME	EVALUATOR TOTAL	MODERATOR TOTAL	REVALUATOR TOTAL
DEMO	1000104	DEMO	11		
DEMO	1000108	DEMO	41		
DEMO	1000101	DEMO	15		
DEMO	1000102	DEMO	19		
DEMO	1000103	DEMO	25		
DEMO	1000105	DEMO	40		
DEMO	1000106	DEMO	28		
DEMO	1000109	DEMO	10		

Final Result

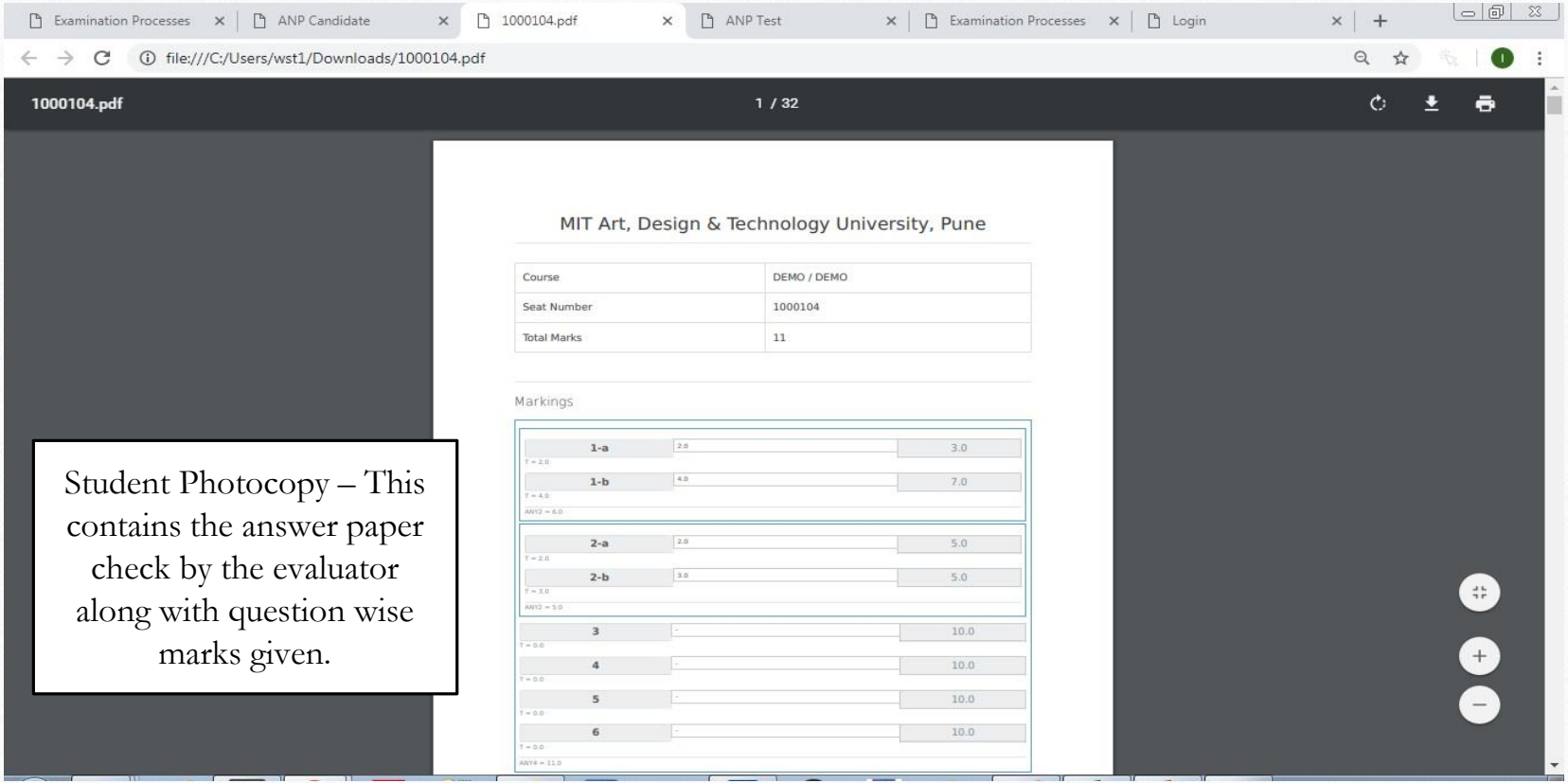

Student Photocopy – This contains the answer paper check by the evaluator along with question wise marks given.

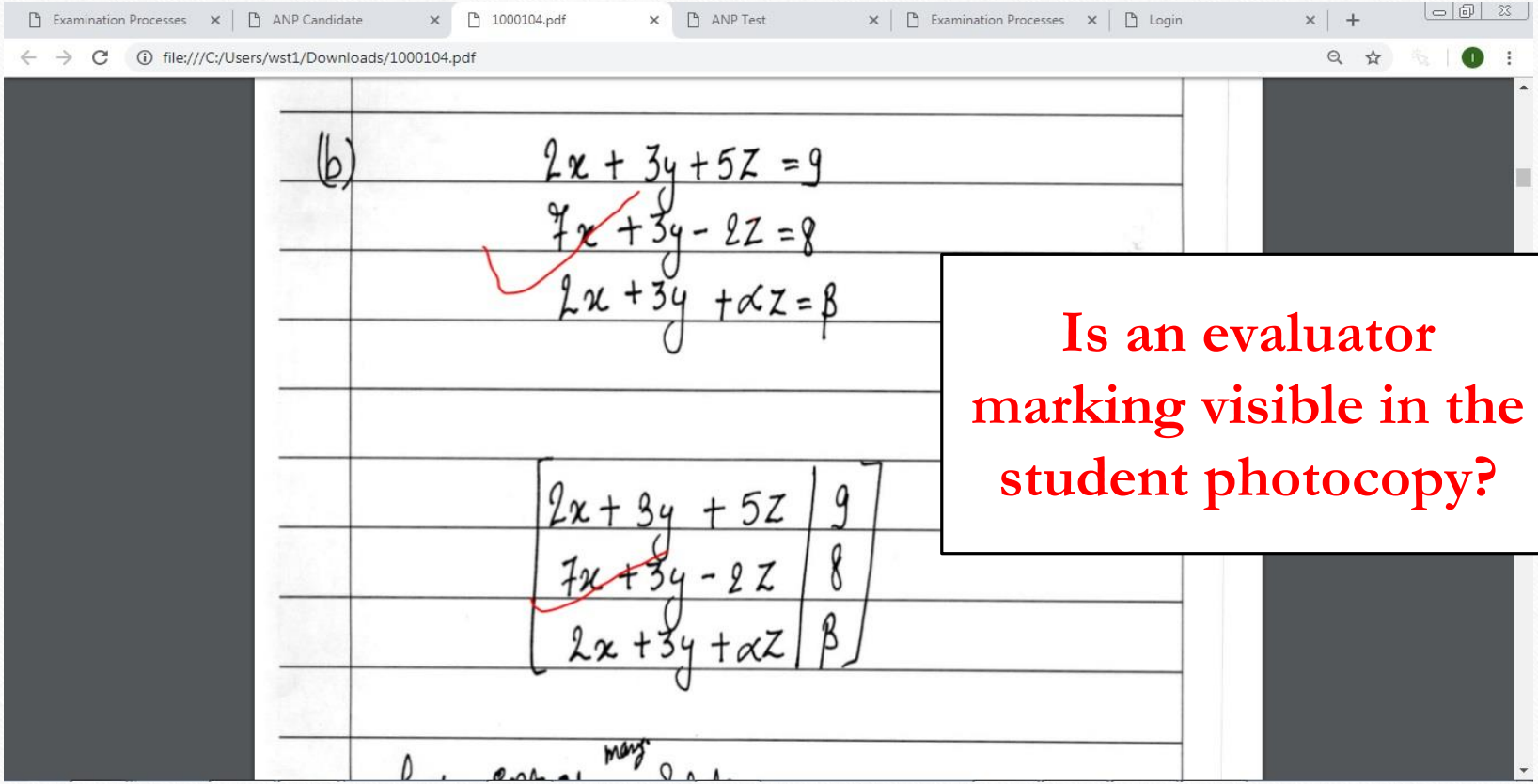

Is an evaluator marking visible in the student photocopy?

Thank You

WHAT?
WHERE?
WHO?
WHEN?
WHY?
HOW?