



Punyashlok Ahilyadevi Holkar Solapur University

Criterion1–CurricularAspects

Key Indicator – 1.4 Feedback Systems

Metric No.	
1.4.1	Structured feedback for design and review of syllabus – semester- wise / year-wise is received from 1) Students, 2) Teachers, 3) Employers and 4) Alumni
	<ul style="list-style-type: none">• URL for stakeholder feedback report• Action taken report of the University on the feedback as stated in the minutes of the Governing Council, Syndicate, Board of Management (Upload)• Any additional information (Upload)

Index

Sr. No.	Stakeholder	Page No.
1	Students feedback	3
2	Alumni feedback	198
3	Parentsfeedback	204
4	Teachers feedback	208
5	Employers feedback	235



Solapur University, Solapur

School of Chemical Sciences

**Online Feedback Reports
For Odd Semesters**

- 1 – Student Feedback on Courses
- 2 – Student Feedback on Teachers
- 3 – Student General Feedback

For the Academic Year
2018-19

Procedure adopted for analysis of student feedback

The student feedback was obtained online using Google forms. Institutional email IDs were provided to every student for their use. The web links for the online forms were sent to each and every student and these links were activated at the time of obtaining the online feedback. The faculties from other departments were engaged in collecting the feedback from the students. Average values are used for the analysis purpose. Graphs are drawn to show the overall performance.

Form – 1

Student Feedback on Course for the academic year 2018–19

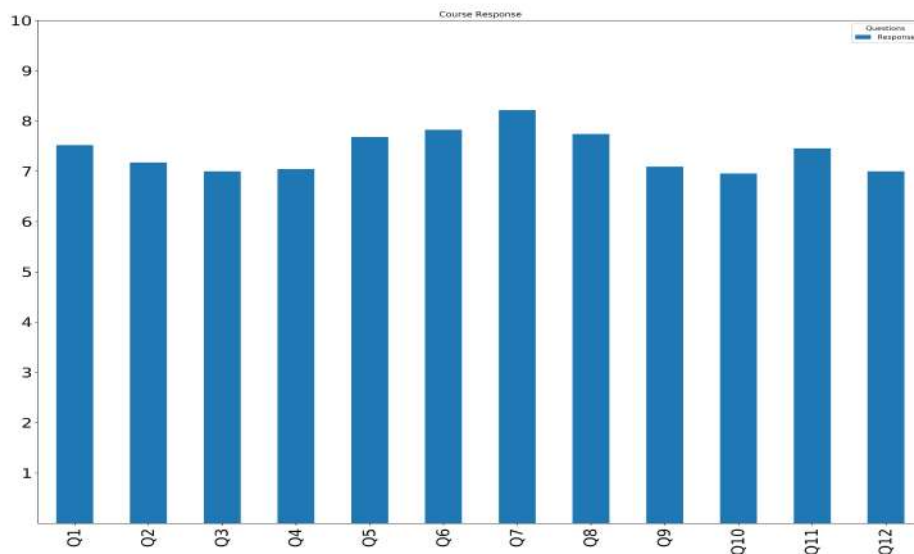
Following is the list of questions:

- Question 1: Learning value (in terms of skills, concepts, knowledge, analytical abilities, or broadening perspective)
- Question 2: Applicability/relevance to real life situations
- Question 3: Depth of course content
- Question 4: Extent of coverage of course
- Question 5: Internal assessment procedure
- Question 6: Clarity and relevance of reading material
- Question 7: Availability of library material
- Question 8: Extent of effort required by students
- Question 9: Relevance/learning value of project/report
- Question 10: Placement value
- Question 11: Conception clarity
- Question 12: Fairness of evaluation

Feedback was obtained from 1 to 10, 1 for poor performance and 10 for Very good performance.

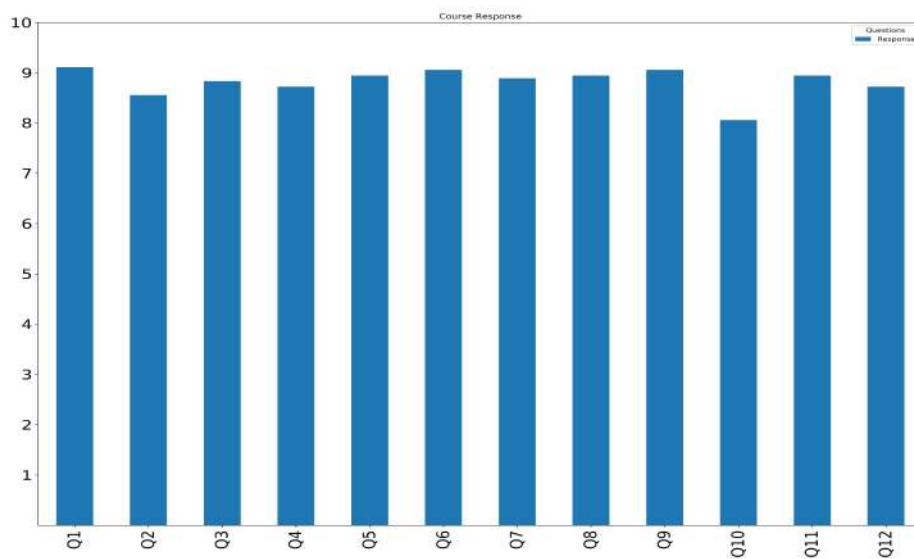
Department:Industrial Chemistry **Semester:**Semester I **Year I Respondents:**[23]

Questions	Q1	Q2	Q3	Q4	Q5	Q6	Q7	Q8	Q9	Q10	Q11	Q12
Response	7.52	7.17	7.0	7.05	7.68	7.83	8.22	7.74	7.09	6.95	7.45	7.0



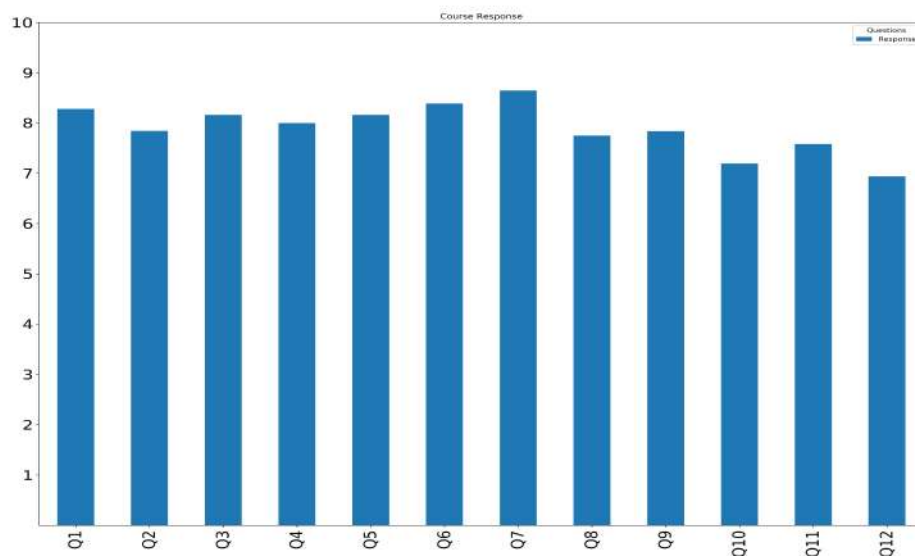
Department:Industrial Chemistry **Semester:**Semester III **Year II Respondents:**[18]

Questions	Q1	Q2	Q3	Q4	Q5	Q6	Q7	Q8	Q9	Q10	Q11	Q12
Response	9.11	8.56	8.83	8.72	8.94	9.06	8.89	8.94	9.06	8.06	8.94	8.72



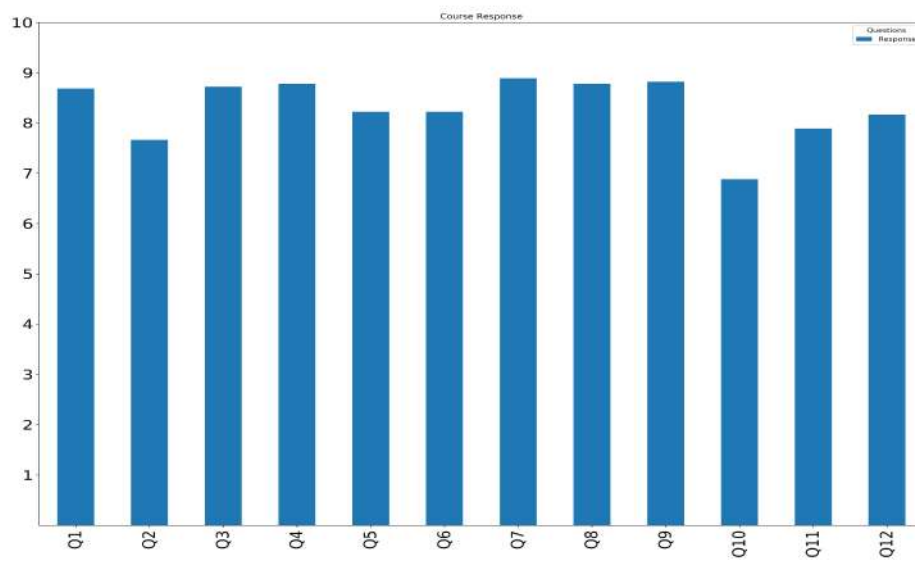
Department:Organic Chemistry Semester:Semester I Year I Respondents:[32]

Questions	Q1	Q2	Q3	Q4	Q5	Q6	Q7	Q8	Q9	Q10	Q11	Q12
Response	8.28	7.84	8.16	8.0	8.16	8.39	8.65	7.75	7.84	7.19	7.58	6.94



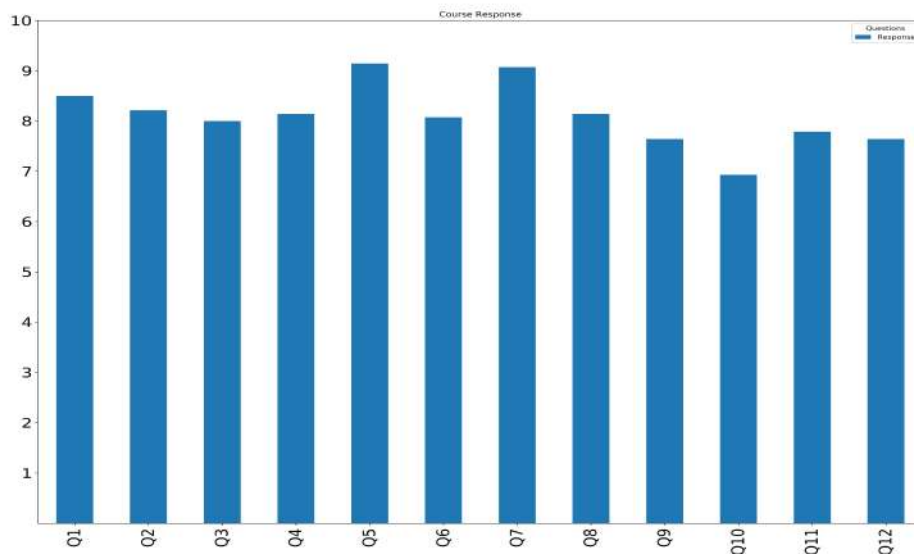
Department:Organic Chemistry Semester:Semester III Year II Respondents:[21]

Questions	Q1	Q2	Q3	Q4	Q5	Q6	Q7	Q8	Q9	Q10	Q11	Q12
Response	8.68	7.67	8.72	8.78	8.22	8.22	8.89	8.78	8.82	6.88	7.89	8.17



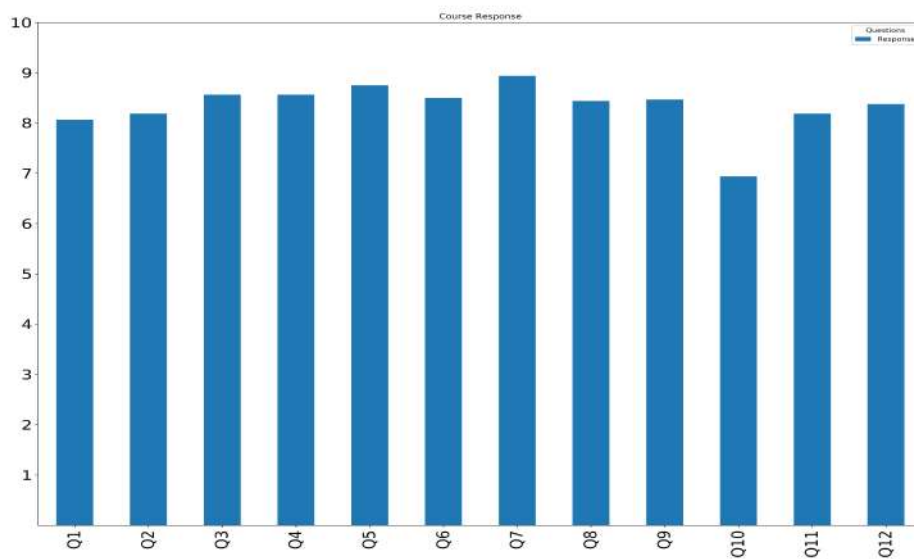
Department:Polymer Chemistry **Semester:**Semester I **Year I Respondents:**[15]

Questions	Q1	Q2	Q3	Q4	Q5	Q6	Q7	Q8	Q9	Q10	Q11	Q12
Response	8.5	8.21	8.0	8.14	9.14	8.07	9.07	8.14	7.64	6.93	7.79	7.64



Department:Polymer Chemistry **Semester:**Semester III **Year II Respondents:**[16]

Questions	Q1	Q2	Q3	Q4	Q5	Q6	Q7	Q8	Q9	Q10	Q11	Q12
Response	8.06	8.19	8.56	8.56	8.75	8.5	8.94	8.44	8.47	6.94	8.19	8.38



Form – 2

Student Feedback on Teachers for the academic year 2018–19

Following is the list of questions:

Question 1: Extent of teacher's class preparation

Question 2: Extent of syllabus taught in class

Question 3: Communication skills (in terms of articulation and comprehensibility)

Question 4: Interest generated by the teacher

Question 5: Ability to integrate course material with environment/other issues to provide a broader perspective

Question 6: Ability to integrate across the courses/draw upon other courses

Question 7: Accessibility of the teacher in and out of the class (includes availability of the teacher to motivate outside class discussion)

Question 8: Ability to design quiz

programs/examinations/assignments/projects to test understanding of the course

Question 9: Provision of sufficient timely feedback

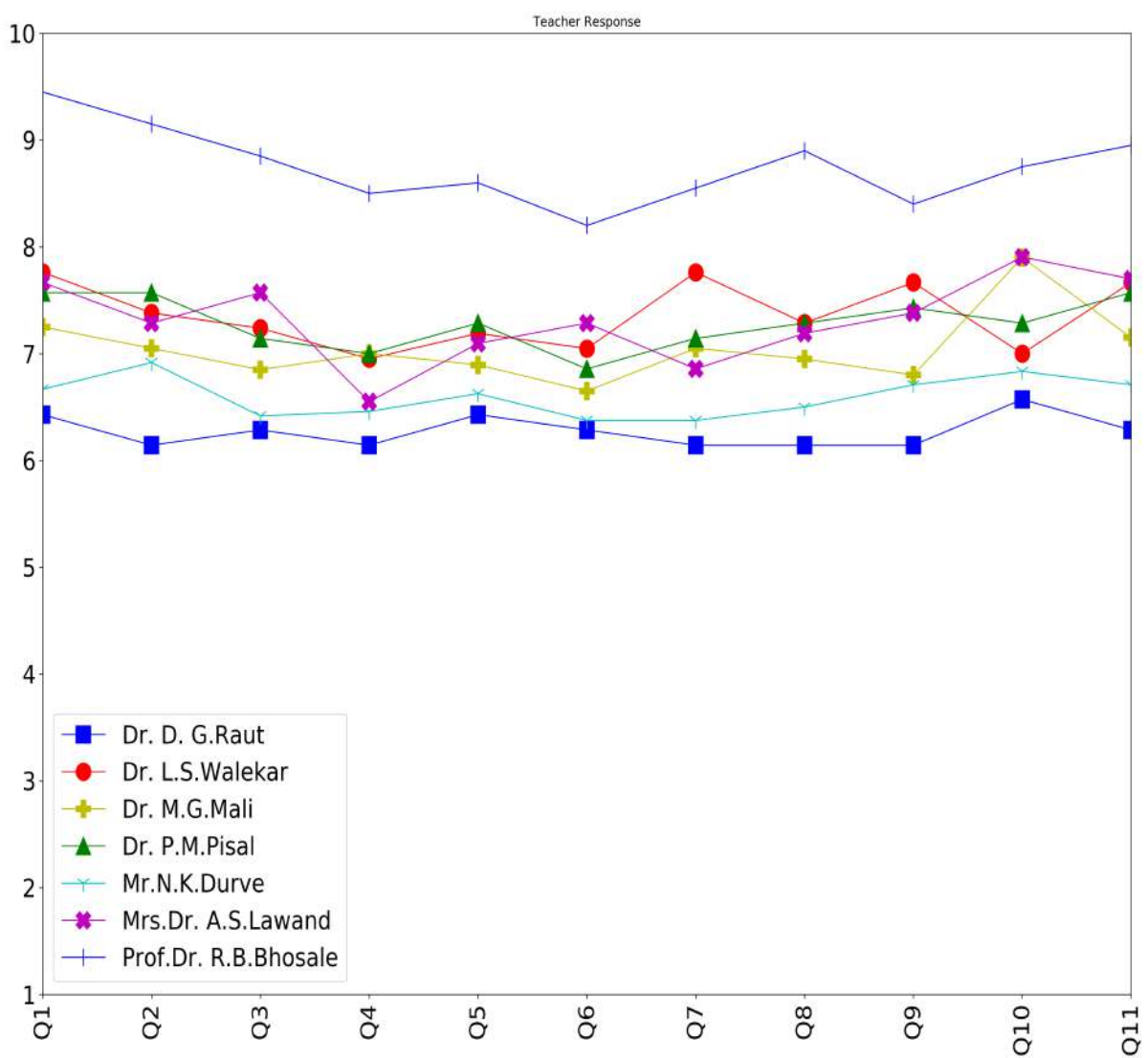
Question 10: Knowledge base of the teacher (as perceived by you)

Question 11: Sincerity/commitment of the teacher

Feedback was obtained from 1 to 10, 1 for poor performance and 10 for Very good performance.

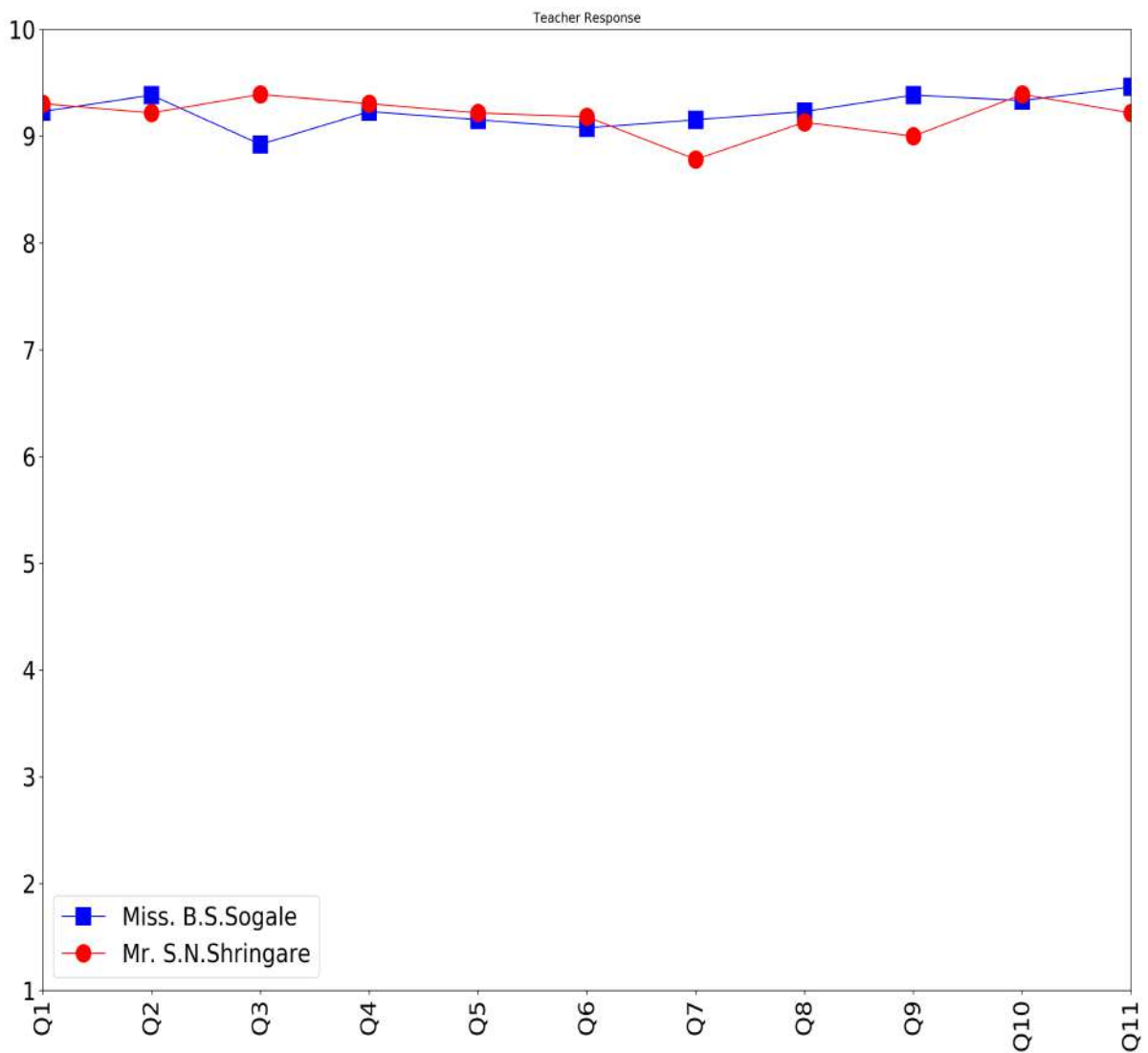
Department:Industrial Chemistry Semester:Semester I Year I

Teacher name	Respondents	Q1	Q2	Q3	Q4	Q5	Q6	Q7	Q8	Q9	Q10	Q11
Dr. D. G.Raut	7	6.43	6.14	6.29	6.14	6.43	6.29	6.14	6.14	6.14	6.57	6.29
Dr. L.S.Walekar	21	7.76	7.38	7.24	6.95	7.19	7.05	7.76	7.29	7.67	7.00	7.67
Dr. M.G.Mali	20	7.25	7.05	6.85	7.00	6.89	6.65	7.05	6.95	6.80	7.90	7.15
Dr. P.M.Pisal	7	7.57	7.57	7.14	7.00	7.29	6.86	7.14	7.29	7.43	7.29	7.57
Mr.N.K.Durve	24	6.67	6.92	6.42	6.46	6.62	6.38	6.38	6.50	6.71	6.83	6.71
Mrs.Dr. A.S.Lawand	21	7.67	7.29	7.57	6.55	7.10	7.29	6.86	7.19	7.38	7.90	7.70
Prof.Dr. R.B.Bhosale	20	9.45	9.15	8.85	8.50	8.60	8.20	8.55	8.90	8.40	8.75	8.95



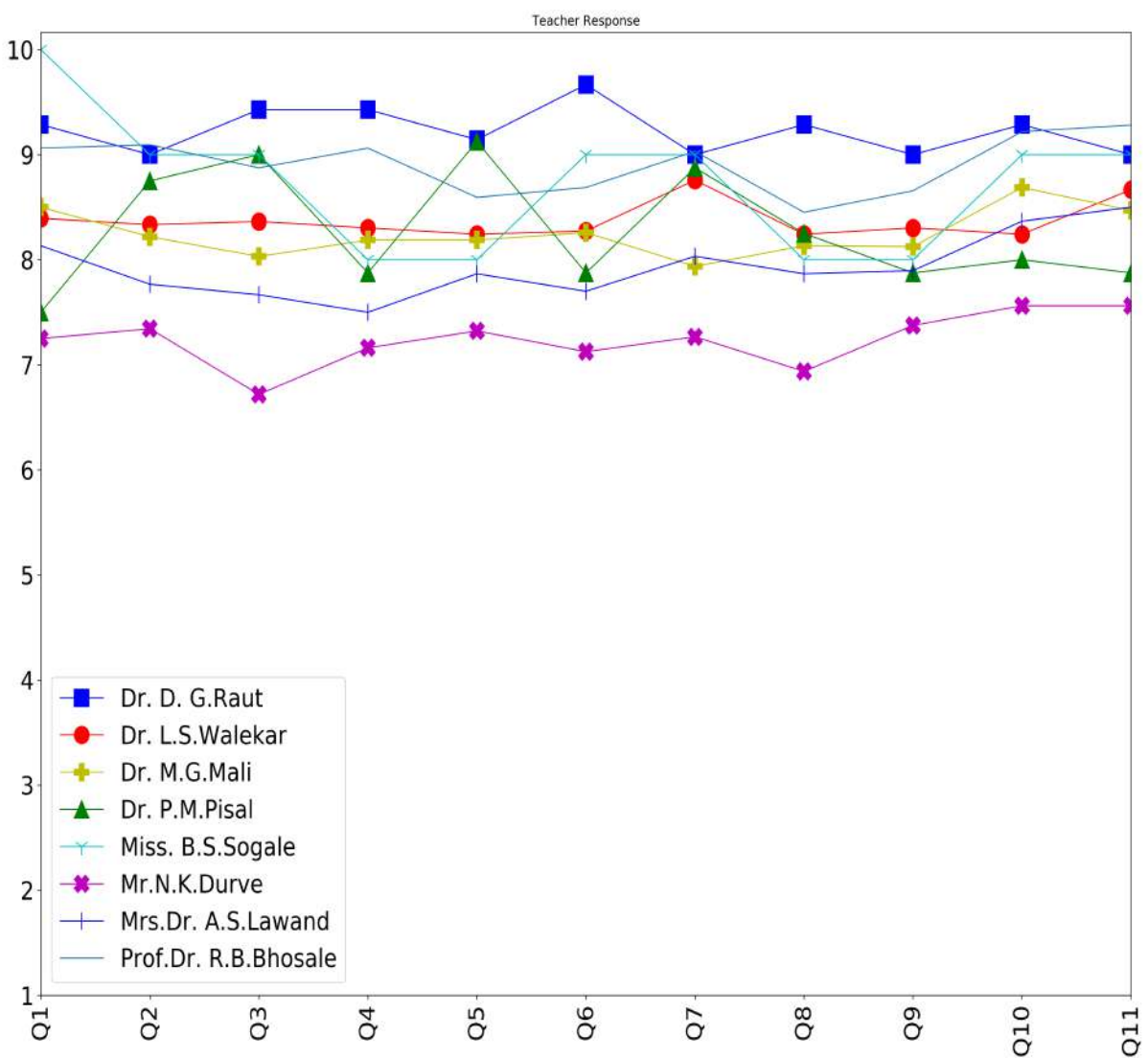
Department:Industrial Chemistry Semester:Semester III Year II

Teacher name	Respondents	Q1	Q2	Q3	Q4	Q5	Q6	Q7	Q8	Q9	Q10	Q11
Miss. B.S.Sogale	13	9.23	9.38	8.92	9.23	9.15	9.08	9.15	9.23	9.38	9.33	9.46
Mr. S.N.Shringare	23	9.30	9.22	9.39	9.30	9.22	9.18	8.78	9.13	9.00	9.39	9.22



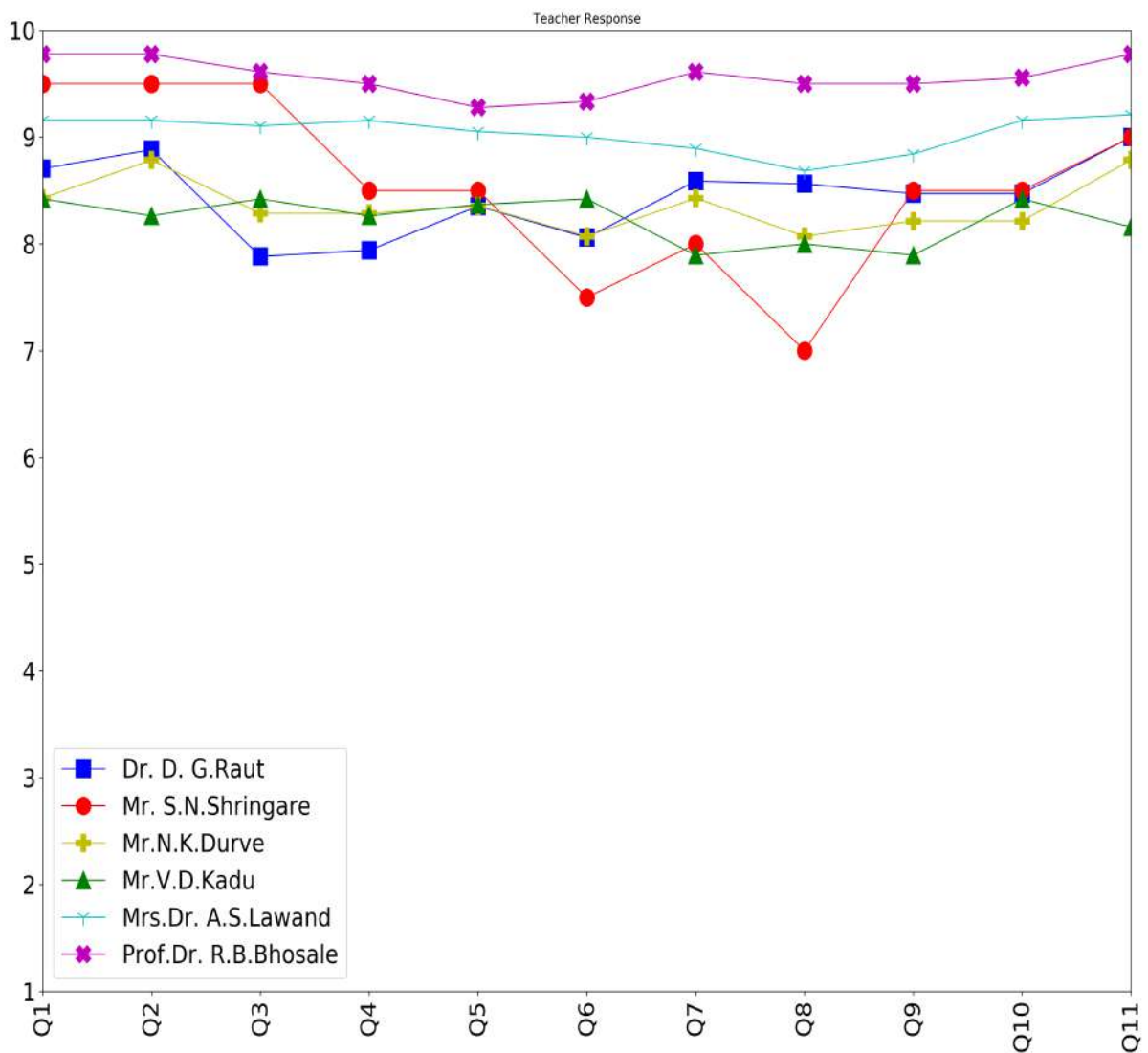
Department:Organic Chemistry Semester:Semester I Year I

Teacher name	Respondents	Q1	Q2	Q3	Q4	Q5	Q6	Q7	Q8	Q9	Q10	Q11
Dr. D. G.Raut	7	9.29	9.00	9.43	9.43	9.14	9.67	9.00	9.29	9.00	9.29	9.00
Dr. L.S.Walekar	33	8.39	8.33	8.36	8.30	8.24	8.27	8.76	8.24	8.30	8.24	8.67
Dr. M.G.Mali	32	8.50	8.22	8.03	8.19	8.19	8.26	7.94	8.13	8.12	8.69	8.47
Dr. P.M.Pisal	8	7.50	8.75	9.00	7.88	9.12	7.88	8.88	8.25	7.88	8.00	7.88
Miss. B.S.Sogale	1	10.00	9.00	9.00	8.00	8.00	9.00	9.00	8.00	8.00	9.00	9.00
Mr.N.K.Durve	32	7.25	7.34	6.72	7.16	7.32	7.12	7.27	6.94	7.38	7.56	7.56
Mrs.Dr. A.S.Lawand	30	8.13	7.77	7.67	7.50	7.87	7.70	8.03	7.87	7.90	8.37	8.50
Prof.Dr. R.B.Bhosale	32	9.06	9.09	8.88	9.06	8.59	8.69	9.03	8.45	8.66	9.22	9.28



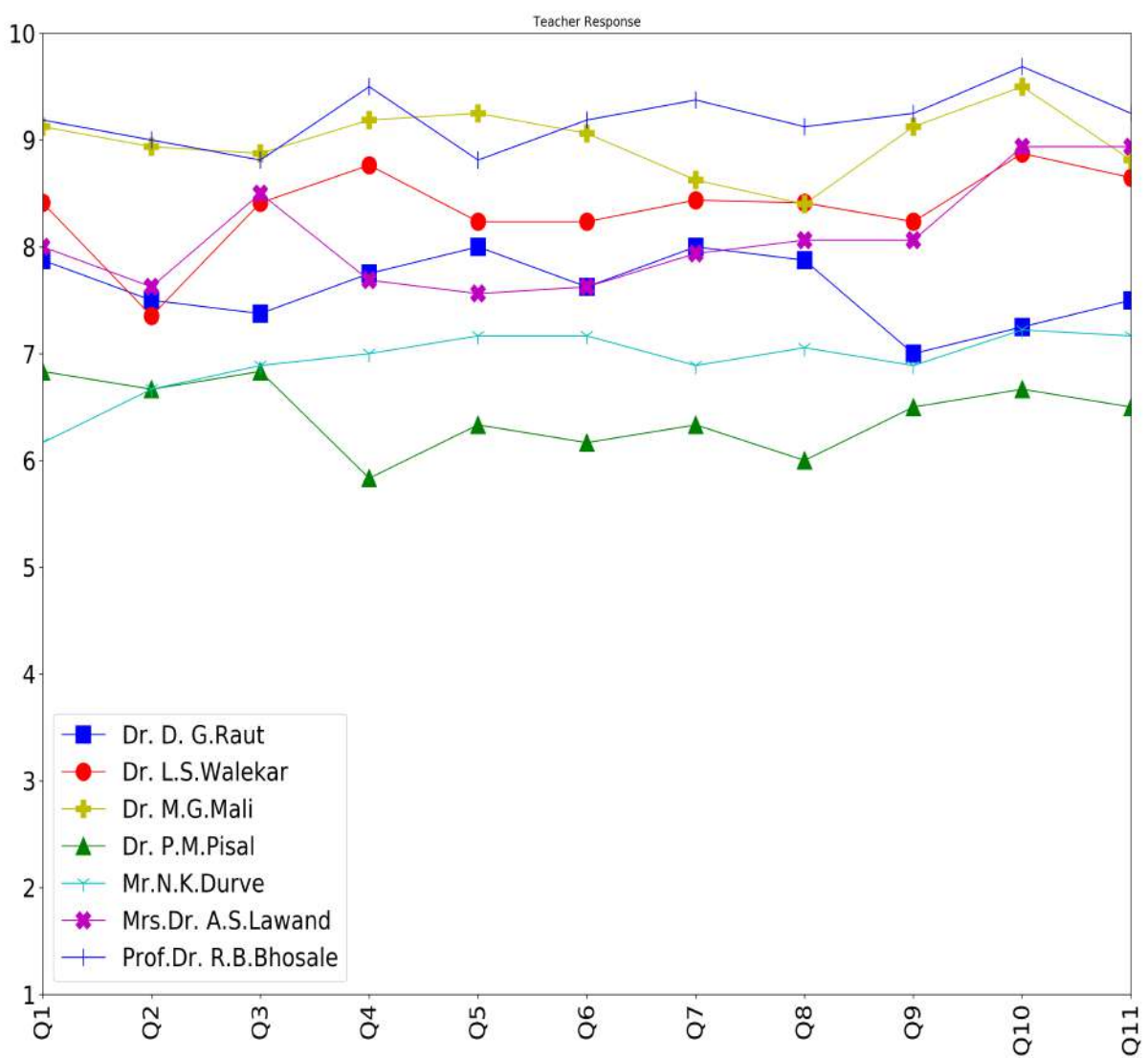
Department:Organic Chemistry Semester:Semester III Year II

Teacher name	Respondents	Q1	Q2	Q3	Q4	Q5	Q6	Q7	Q8	Q9	Q10	Q11
Dr. D. G.Raut	17	8.71	8.88	7.88	7.94	8.35	8.06	8.59	8.56	8.47	8.47	9.00
Mr. S.N.Shringare	2	9.50	9.50	9.50	8.50	8.50	7.50	8.00	7.00	8.50	8.50	9.00
Mr.N.K.Durve	14	8.43	8.79	8.29	8.29	8.36	8.07	8.43	8.07	8.21	8.21	8.79
Mr.V.D.Kadu	19	8.42	8.26	8.42	8.26	8.37	8.42	7.89	8.00	7.89	8.42	8.16
Mrs.Dr. A.S.Lawand	19	9.16	9.16	9.11	9.16	9.05	9.00	8.89	8.68	8.84	9.16	9.21
Prof.Dr. R.B.Bhosale	18	9.78	9.78	9.61	9.50	9.28	9.33	9.61	9.50	9.50	9.56	9.78



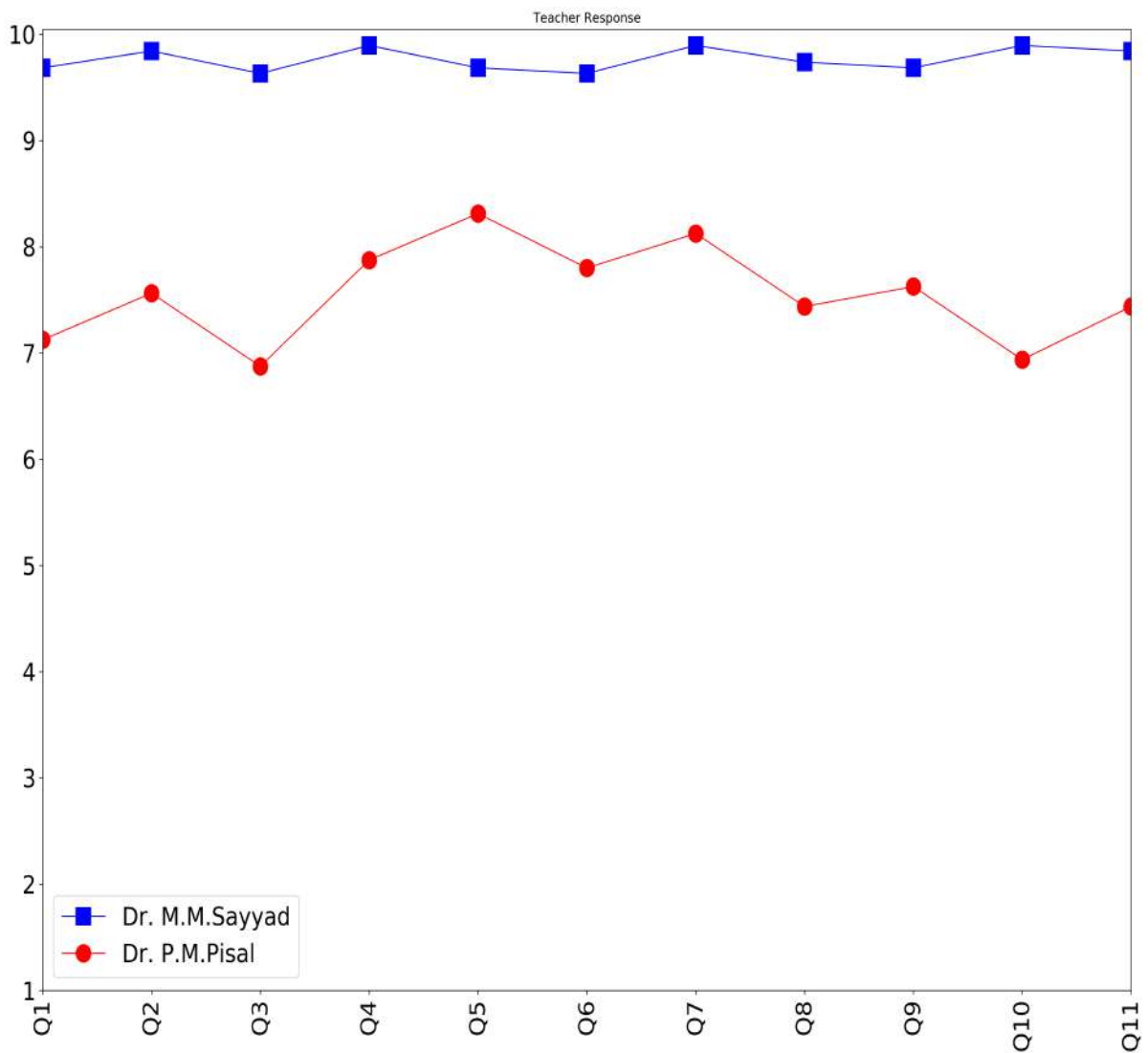
Department:Polymer Chemistry Semester:Semester I Year I

Teacher name	Respondents	Q1	Q2	Q3	Q4	Q5	Q6	Q7	Q8	Q9	Q10	Q11
Dr. D. G.Raut	8	7.88	7.50	7.38	7.75	8.00	7.62	8.00	7.88	7.00	7.25	7.50
Dr. L.S.Walekar	17	8.41	7.35	8.41	8.76	8.24	8.24	8.44	8.41	8.24	8.88	8.65
Dr. M.G.Mali	16	9.12	8.94	8.88	9.19	9.25	9.06	8.62	8.40	9.12	9.50	8.81
Dr. P.M.Pisal	6	6.83	6.67	6.83	5.83	6.33	6.17	6.33	6.00	6.50	6.67	6.50
Mr.N.K.Durve	18	6.17	6.67	6.89	7.00	7.17	7.17	6.89	7.06	6.89	7.22	7.17
Mrs.Dr. A.S.Lawand	16	8.00	7.62	8.50	7.69	7.56	7.62	7.94	8.06	8.06	8.94	8.94
Prof.Dr. R.B.Bhosale	16	9.19	9.00	8.81	9.50	8.81	9.19	9.38	9.12	9.25	9.69	9.25



Department:Polymer Chemistry Semester:Semester III Year II

Teacher name	Respondents	Q1	Q2	Q3	Q4	Q5	Q6	Q7	Q8	Q9	Q10	Q11
Dr. M.M.Sayyad	19	9.68	9.84	9.63	9.89	9.68	9.63	9.89	9.74	9.68	9.89	9.84
Dr. P.M.Pisal	16	7.12	7.56	6.88	7.88	8.31	7.80	8.12	7.44	7.62	6.94	7.44



Student General Feedback for the academic year 2018-19

Q_No	Question description	Options	Response
1	In case no optional courses were available, would you have liked to have some other?	Yes	23
		No	103
			0
			0
2	Was it possible to take a course in other departments?	Yes	59
		No	67
			0
			0
3	If, yes did you benefit from the interdisciplinary study?	Yes	30
		No	94
			0
			0
4	If not, would you have liked to do interdisciplinary course?	Yes	36
		No	82
			0
			0
5	Was the practical/ workshop component of your courses sequenced integrally with theory classes?	Yes	15
		No	110
			0
			0
6	Were the laboratories/workshops adequately equipped and properly maintained?	Yes, fully	67
		Yes, partly	59
		No	0
			0
7	Were you provided training in Library use?	Yes	37
		No	88
			0
			0
8	To what extent were you provided with Computer Internet facilities on Campus/Department?	Excellent	42
		Adequate	70
		Inadequate	4
		None	10
9	To what extent were you provided with sports facilities on campus?	Excellent	45
		Adequate	40
		Inadequate	17
		None	22
10	Is the internal assessment system conducive to regular work ?	regular work	12
		understanding the course	114
		early discovery of difficulties	0
		interaction with the teacher	0
11	Is the internal assessment system conducive to understanding the course ?	Yes	16
		No	110
			0
			0
12	Is the internal assessment system conducive to early discovery of difficulties	Yes	42
		No	84
			0
			0
13	Is the internal assessment system conducive to interaction with the teacher?	Yes	14
		No	112
			0
		0	

Q_No	Question_description	Options	Response
14	Did the Department have provision to take case of grievances?	Yes	29
		No	97
			0
15	At the end of the programme of study you came out	the same as before	65
		better informed and skilled	6
		more enthusiastic for further study	21
		less enthusiastic for further study	32
16	When you meet students who have taken a similar programme at other institutions do you feel?	Inferior	17
		superior	15
		equal	34
		can't say	60
17	How do you rate the student-teacher relationship in your department?	very good	47
		good	11
		satisfactory	10
		unsatisfactory	57
18	How do you find the institution's administrative offices?	very helpful	3
		helpful	66
		indifferent	13
		cumbersome	44
19	Are you satisfied with the hostel facilities?	good	12
		good but inadequate	55
		unsatisfactory	49
		bad	9
20	How do you rate the facilities at the Heath Centre?	good	3
		good but inadequate	77
		unsatisfactory	36
		bad	9
21	Are the health facilities available on time?	Yes	22
		No	100
			0
22	Did you participate in any of the extracurricular activities of the department/institution?	always	48
		often	17
		sometimes	28
		never	33
23	Has your time at the University been intellectually enriching?	Yes	68
		mostly	18
		marginally	31
		no	8
24	After having completed the present course what is your reaction about - Teacher	Proudly	6
		Indifferently	16
		Negatively	6
		Humorously	95
25	After having completed the present course what is your reaction about -Department	Proudly	1
		Indifferently	23
		Negatively	7
		Humorously	93
26	After having completed the present course what is your reaction about -Non Teaching Staff	Proudly	3
		Indifferently	13
		Negatively	8
		Humorously	101
27	After having completed the present course what is your reaction about -Institution	Proudly	2
		Indifferently	19
		Negatively	4

Q_No	Question_description	Options	Response
28	Have you made any friendships during the course which you expect will last long?	Humorously	101
		many	11
		some	82
		a few	3
29	What is your opinion about the SET/NET coaching organized by your Department?	none	29
		Most useful	48
		Useful	11
		of no use	55
30	What is your opinion about the Department Study Tour?	Not applicable	10
		Educational	48
		Entertaining	32
		Educational & Entertaining	17
31	How do you find the Departmental Climate?	Not applicable	28
		Healthy	71
		Satisfactory	3
		Unsatisfactory	44
32	Have you benefited from the Work on Demand of the University?	Poor	6
		Very useful	9
		Useful but obstacle in way of Studies	8
		Facilities were insufficient	25
33	Are you satisfied with the Banking facilities?	Not Applicable	83
		Most useful	37
		Useful	21
		No use	20
34	Are you satisfied with the Postal facilities?	Not applicable	48
		Most useful	42
		Useful	17
		No use	9
35	Are you satisfied with the canteen facilities?	Not applicable	57
		Most useful	32
		Useful	28
		No use	5
		Not applicable	61



Solapur University, Solapur

School of Commerce and Management

**Online Feedback Reports
For Odd Semesters**

- 1 – Student Feedback on Courses
- 2 – Student Feedback on Teachers
- 3 – Student General Feedback

For the Academic Year
2018-19

Procedure adopted for analysis of student feedback

The student feedback was obtained online using Google forms. Institutional email IDs were provided to every student for their use. The web links for the online forms were sent to each and every student and these links were activated at the time of obtaining the online feedback. The faculties from other departments were engaged in collecting the feedback from the students. Average values are used for the analysis purpose. Graphs are drawn to show the overall performance.

Form – 1

Student Feedback on Course for the academic year 2018–19

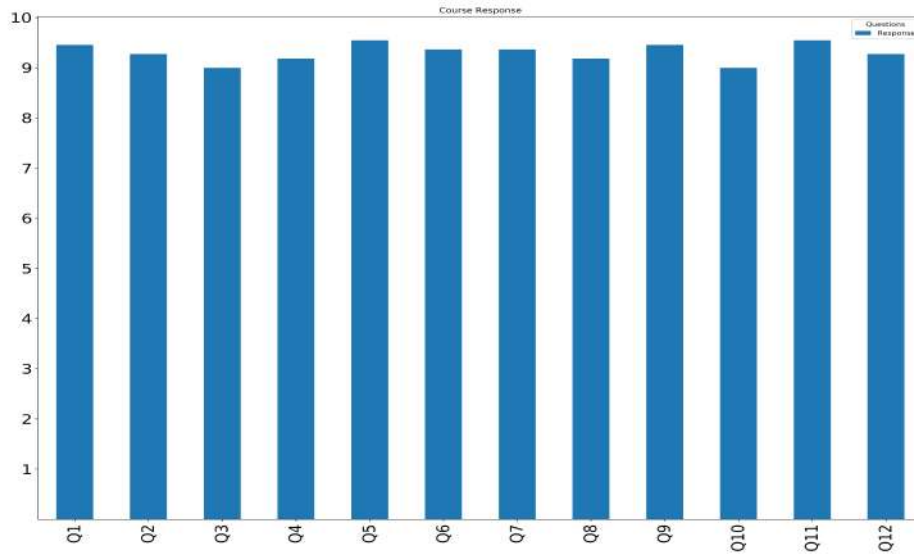
Following is the list of questions:

- Question 1: Learning value (in terms of skills, concepts, knowledge, analytical abilities, or broadening perspective)
- Question 2: Applicability/relevance to real life situations
- Question 3: Depth of course content
- Question 4: Extent of coverage of course
- Question 5: Internal assessment procedure
- Question 6: Clarity and relevance of reading material
- Question 7: Availability of library material
- Question 8: Extent of effort required by students
- Question 9: Relevance/learning value of project/report
- Question 10: Placement value
- Question 11: Conception clarity
- Question 12: Fairness of evaluation

Feedback was obtained from 1 to 10, 1 for poor performance and 10 for Very good performance.

Department:M. Com Semester:Semester I Year I Respondents:[11]

Questions	Q1	Q2	Q3	Q4	Q5	Q6	Q7	Q8	Q9	Q10	Q11	Q12
Response	9.45	9.27	9.0	9.18	9.55	9.36	9.36	9.18	9.45	9.0	9.55	9.27



Form – 2

Student Feedback on Teachers for the academic year 2018–19

Following is the list of questions:

Question 1: Extent of teacher's class preparation

Question 2: Extent of syllabus taught in class

Question 3: Communication skills (in terms of articulation and comprehensibility)

Question 4: Interest generated by the teacher

Question 5: Ability to integrate course material with environment/other issues to provide a broader perspective

Question 6: Ability to integrate across the courses/draw upon other courses

Question 7: Accessibility of the teacher in and out of the class (includes availability of the teacher to motivate outside class discussion)

Question 8: Ability to design quiz

programs/examinations/assignments/projects to test understanding of the course

Question 9: Provision of sufficient timely feedback

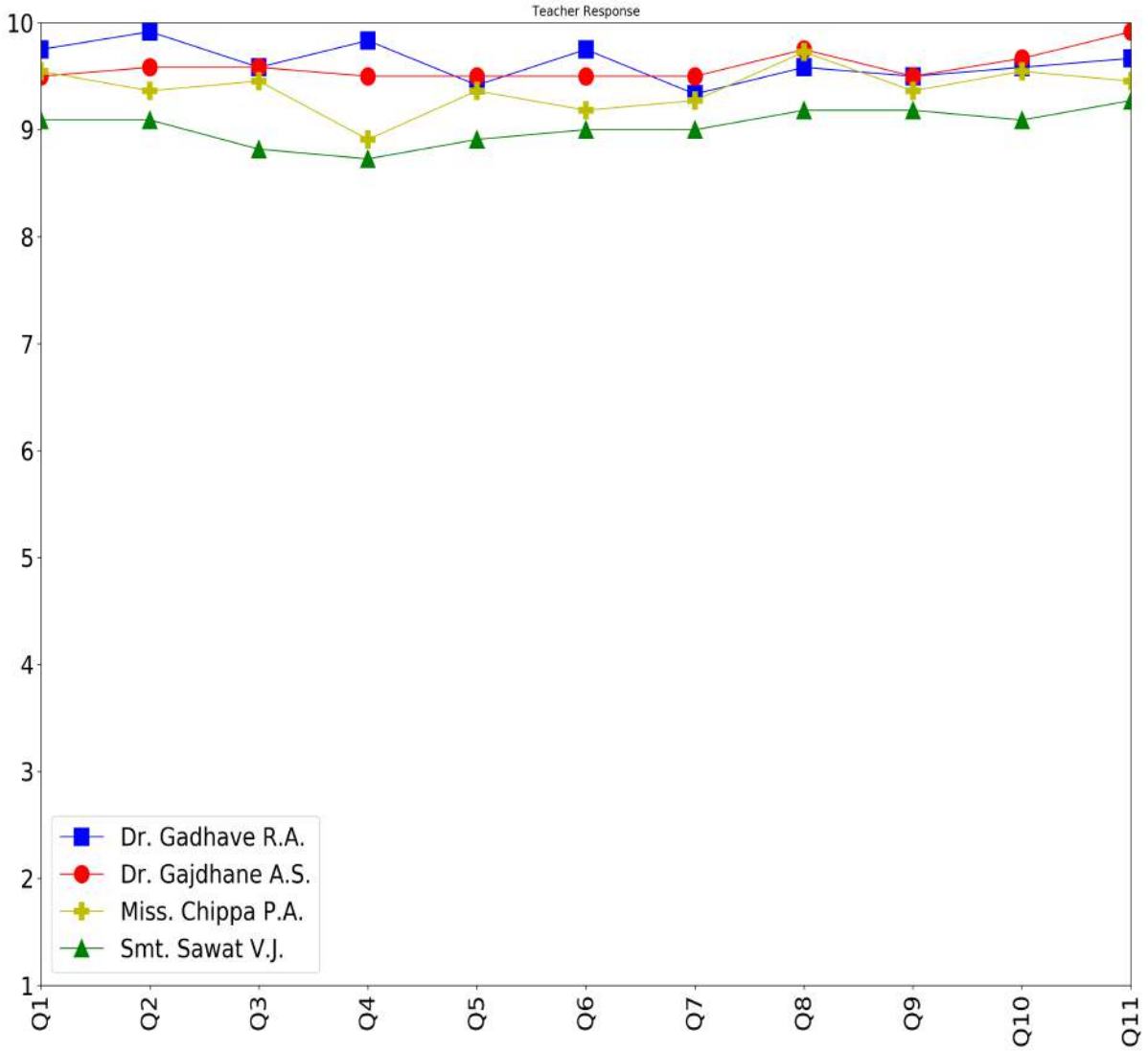
Question 10: Knowledge base of the teacher (as perceived by you)

Question 11: Sincerity/commitment of the teacher

Feedback was obtained from 1 to 10, 1 for poor performance and 10 for Very good performance.

Department:Commerce and Management Semester:Semester I Year I

Teacher name	Respondents	Q1	Q2	Q3	Q4	Q5	Q6	Q7	Q8	Q9	Q10	Q11
Dr. Gadhave R.A.	12	9.75	9.92	9.58	9.83	9.42	9.75	9.33	9.58	9.50	9.58	9.67
Dr. Gajdhane A.S.	12	9.50	9.58	9.58	9.50	9.50	9.50	9.50	9.75	9.50	9.67	9.92
Miss. Chippa P.A.	11	9.55	9.36	9.45	8.91	9.36	9.18	9.27	9.73	9.36	9.55	9.45
Smt. Sawat V.J.	11	9.09	9.09	8.82	8.73	8.91	9.00	9.00	9.18	9.18	9.09	9.27



Form – 3

Student General Feedback for the academic year 2018-19

Q_No	Question_description	Options	Response
1	In case no optional courses were available, would you have liked to have some other?	Yes	13
		No	0
			0
			0
2	Was it possible to take a course in other departments?	Yes	2
		No	11
			0
			0
3	If, yes did you benefit from the interdisciplinary study?	Yes	2
		No	11
			0
			0
4	If not, would you have liked to do interdisciplinary course?	Yes	4
		No	9
			0
			0
5	Was the practical/ workshop component of your courses sequenced integrally with theory classes?	Yes	2
		No	11
			0
			0
6	Were the laboratories/workshops adequately equipped and properly maintained?	Yes, fully	7
		Yes, partly	6
		No	0
			0
7	Were you provided training in Library use?	Yes	2
		No	11
			0
			0
8	To what extent were you provided with Computer Internet facilities on Campus/Department?	Excellent	4
		Adequate	9
		Inadequate	0
		None	0
			0
9	To what extent were you provided with sports facilities on campus?	Excellent	4
		Adequate	4
		Inadequate	1
		None	4
			0
10	Is the internal assessment system conducive to regular work ?	regular work	1
		understanding the course	12
		early discovery of difficulties	0
		interaction with the teacher	0
			0
11	Is the internal assessment system conducive to understanding the course ?	Yes	13
		No	0
			0
			0
12	Is the internal assessment system conducive to early discovery of difficulties	Yes	13
		No	0
			0
			0
13	Is the internal assessment system conducive to interaction with the teacher?	Yes	1
		No	12
			0
			0

Q_No	Question_description	Options	Response
14	Did the Department have provision to take case of grievances?	Yes	2
		No	11
			0
15	At the end of the programme of study you came out	the same as before	6
		better informed and skilled	5
		more enthusiastic for further study	2
		less enthusiastic for further study	0
16	When you meet students who have taken a similar programme at other institutions do you feel?	Inferior	6
		superior	7
		equal	0
		can't say	0
17	How do you rate the student-teacher relationship in your department?	very good	3
		good	10
		satisfactory	0
		unsatisfactory	0
18	How do you find the institution's administrative offices?	very helpful	6
		helpful	7
		indifferent	0
		cumbersome	0
19	Are you satisfied with the hostel facilities?	good	3
		good but inadequate	3
		unsatisfactory	5
		bad	2
20	How do you rate the facilities at the Heath Centre?	good	4
		good but inadequate	5
		unsatisfactory	2
		bad	2
21	Are the health facilities available on time?	Yes	6
		No	7
			0
22	Did you participate in any of the extracurricular activities of the department/institution?	always	9
		often	1
		sometimes	3
		never	0
23	Has your time at the University been intellectually enriching?	Yes	8
		mostly	1
		marginally	4
		no	0
24	After having completed the present course what is your reaction about - Teacher	Proudly	2
		Indifferently	11
		Negatively	0
		Humorously	0
25	After having completed the present course what is your reaction about -Department	Proudly	2
		Indifferently	11
		Negatively	0
		Humorously	0
26	After having completed the present course what is your reaction about -Non Teaching Staff	Proudly	5
		Indifferently	8
		Negatively	0
		Humorously	0
27	After having completed the present course what is your reaction about -Institution	Proudly	3
		Indifferently	10
		Negatively	0

Q_No	Question_description	Options	Response
28	Have you made any friendships during the course which you expect will last long?	Humorously	0
		many	9
		some	4
		a few	0
		none	0
29	What is your opinion about the SET/NET coaching organized by your Department?	Most useful	8
		Useful	4
		of no use	1
		Not applicable	0
30	What is your opinion about the Department Study Tour?	Educational	6
		Entertaining	5
		Educational & Entertaining	1
		Not applicable	1
31	How do you find the Departmental Climate?	Healthy	8
		Satisfactory	5
		Unsatisfactory	0
		Poor	0
32	Have you benefited from the Work on Demand of the University?	Very useful	4
		Useful but obstacle in way of Studies	9
		Facilities were insufficient	0
		Not Applicable	0
33	Are you satisfied with the Banking facilities?	Most useful	5
		Useful	1
		No use	7
		Not applicable	0
34	Are you satisfied with the Postal facilities?	Most useful	6
		Useful	1
		No use	6
		Not applicable	0
35	Are you satisfied with the canteen facilities?	Most useful	3
		Useful	2
		No use	1
		Not applicable	7



Solapur University, Solapur

School of Computational Sciences

**Online Feedback Reports
For Odd Semesters**

- 1 – Student Feedback on Courses
- 2 – Student Feedback on Teachers
- 3 – Student General Feedback

For the Academic Year
2018-19

Procedure adopted for analysis of student feedback

The student feedback was obtained online using Google forms. Institutional email IDs were provided to every student for their use. The web links for the online forms were sent to each and every student and these links were activated at the time of obtaining the online feedback. The faculties from other departments were engaged in collecting the feedback from the students. Average values are used for the analysis purpose. Graphs are drawn to show the overall performance.

Form – 1

Student Feedback on Course for the academic year 2018–19

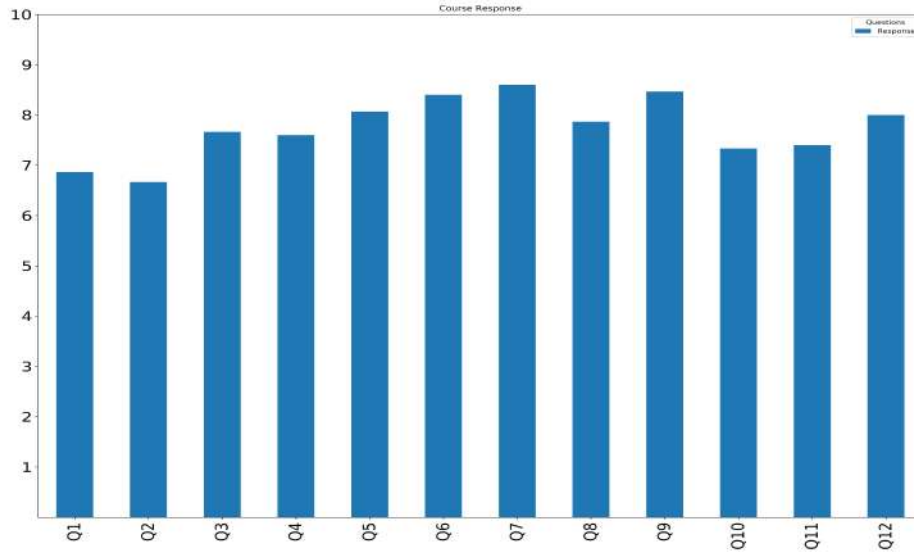
Following is the list of questions:

- Question 1: Learning value (in terms of skills, concepts, knowledge, analytical abilities, or broadening perspective)
- Question 2: Applicability/relevance to real life situations
- Question 3: Depth of course content
- Question 4: Extent of coverage of course
- Question 5: Internal assessment procedure
- Question 6: Clarity and relevance of reading material
- Question 7: Availability of library material
- Question 8: Extent of effort required by students
- Question 9: Relevance/learning value of project/report
- Question 10: Placement value
- Question 11: Conception clarity
- Question 12: Fairness of evaluation

Feedback was obtained from 1 to 10, 1 for poor performance and 10 for Very good performance.

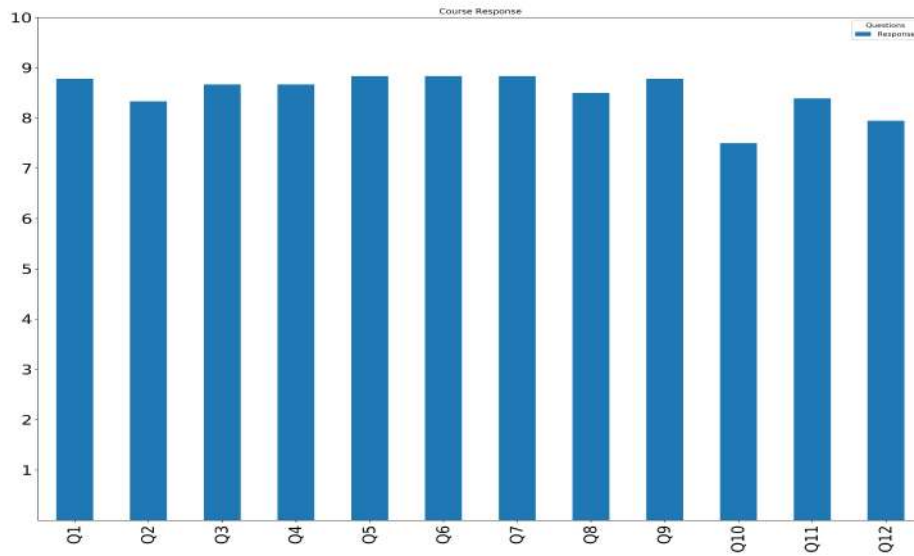
Department:Computer Science **Semester:**Semester I **Year I Respondents:**[15]

Questions	Q1	Q2	Q3	Q4	Q5	Q6	Q7	Q8	Q9	Q10	Q11	Q12
Response	6.87	6.67	7.67	7.6	8.07	8.4	8.6	7.87	8.47	7.33	7.4	8.0



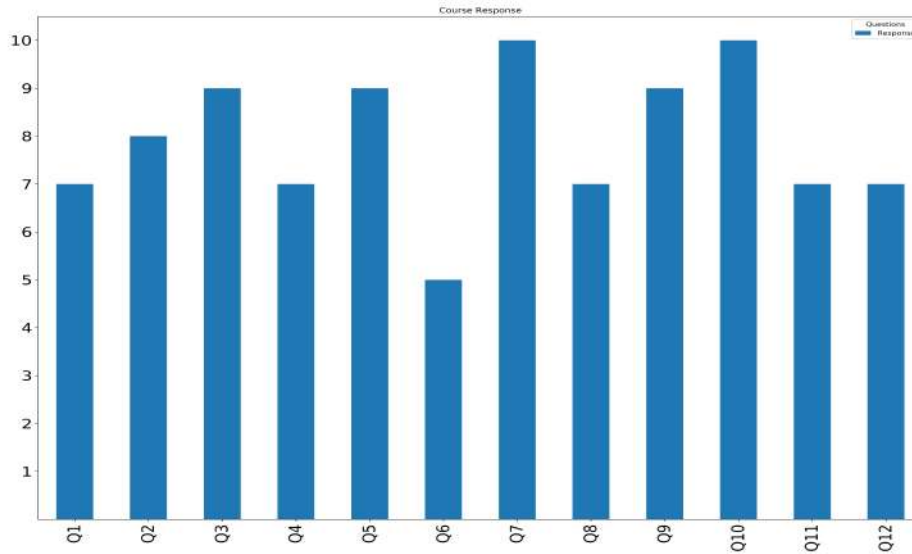
Department:Computer Science **Semester:**Semester III **Year II Respondents:**[18]

Questions	Q1	Q2	Q3	Q4	Q5	Q6	Q7	Q8	Q9	Q10	Q11	Q12
Response	8.78	8.33	8.67	8.67	8.83	8.83	8.83	8.5	8.78	7.5	8.39	7.94



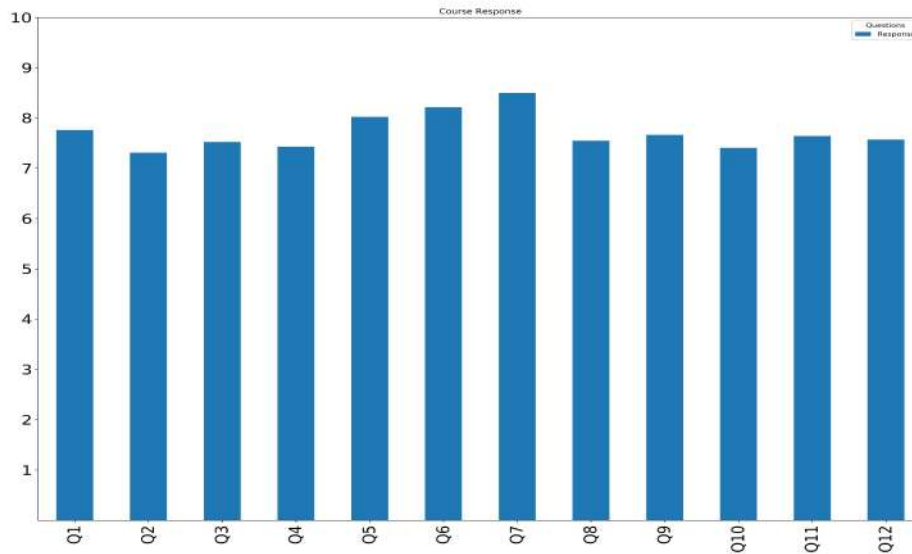
Department:Computer Science **Semester:**Semester V **Year III Respondents:**[1]

Questions	Q1	Q2	Q3	Q4	Q5	Q6	Q7	Q8	Q9	Q10	Q11	Q12
Response	7.0	8.0	9.0	7.0	9.0	5.0	10.0	7.0	9.0	10.0	7.0	7.0



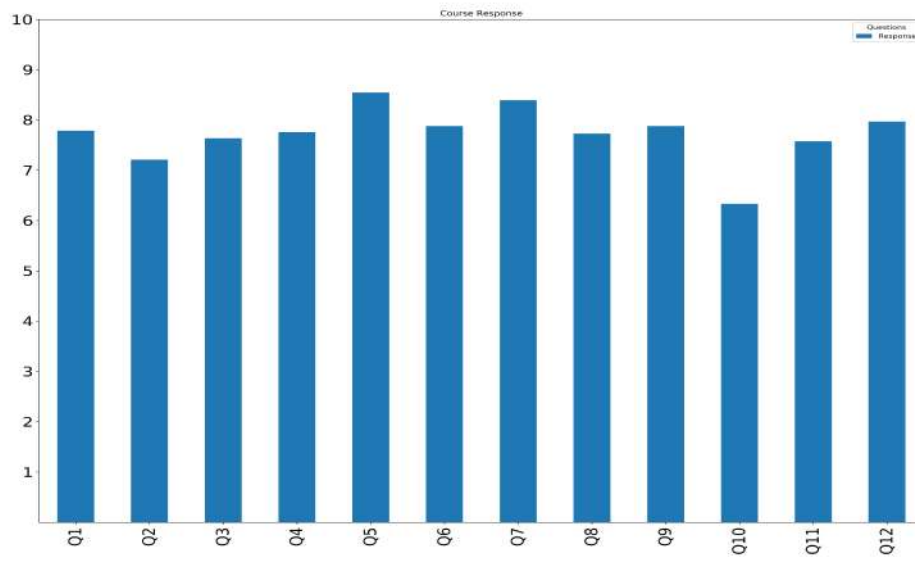
Department:Mathematics **Semester:**Semester I **Year I Respondents:**[42]

Questions	Q1	Q2	Q3	Q4	Q5	Q6	Q7	Q8	Q9	Q10	Q11	Q12
Response	7.76	7.31	7.52	7.43	8.02	8.21	8.5	7.55	7.67	7.4	7.64	7.57



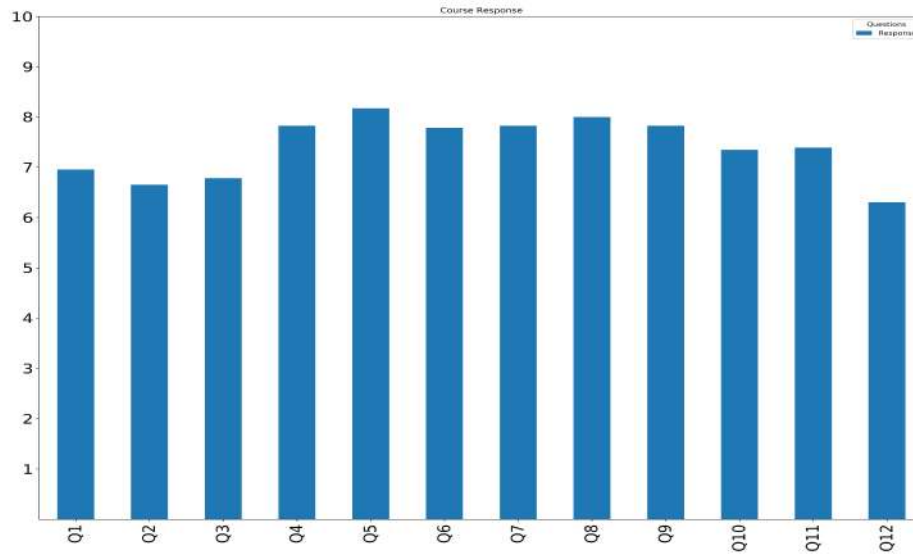
Department:Mathematics **Semester:**Semester III **Year II Respondents:**[33]

Questions	Q1	Q2	Q3	Q4	Q5	Q6	Q7	Q8	Q9	Q10	Q11	Q12
Response	7.79	7.21	7.64	7.76	8.55	7.88	8.39	7.73	7.88	6.33	7.58	7.97



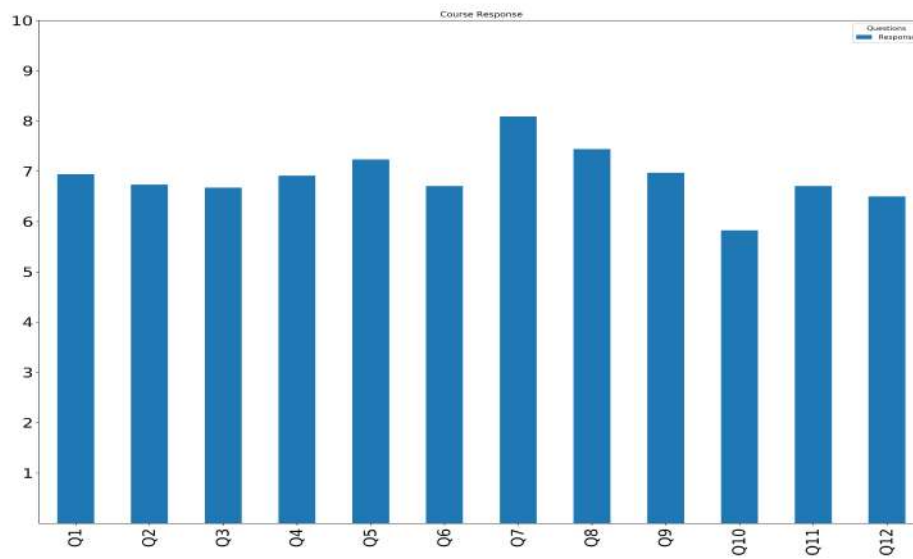
Department:MCA Semester:Semester I Year I Respondents:[23]

Questions	Q1	Q2	Q3	Q4	Q5	Q6	Q7	Q8	Q9	Q10	Q11	Q12
Response	6.96	6.65	6.78	7.83	8.17	7.78	7.83	8.0	7.83	7.35	7.39	6.3



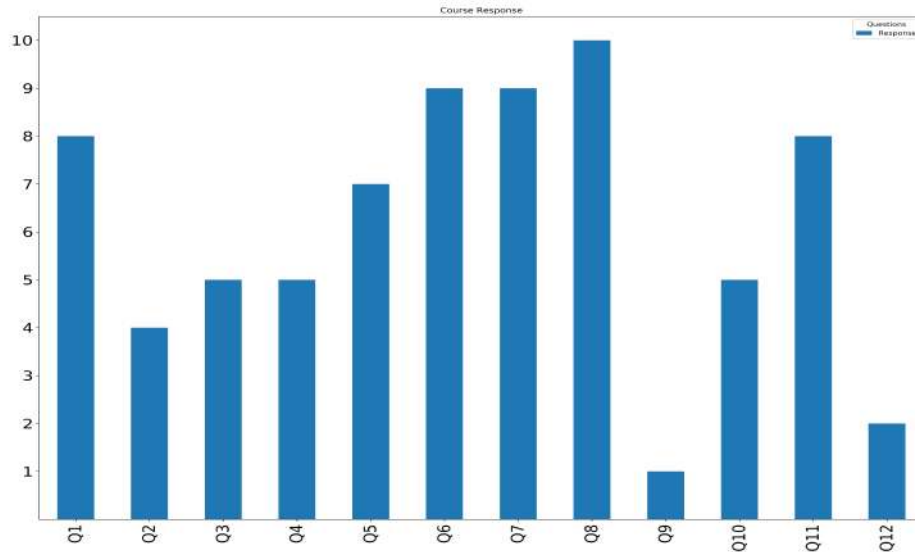
Department:MCA Semester:Semester V Year III Respondents:[34]

Questions	Q1	Q2	Q3	Q4	Q5	Q6	Q7	Q8	Q9	Q10	Q11	Q12
Response	6.94	6.74	6.68	6.91	7.24	6.71	8.09	7.44	6.97	5.82	6.71	6.5



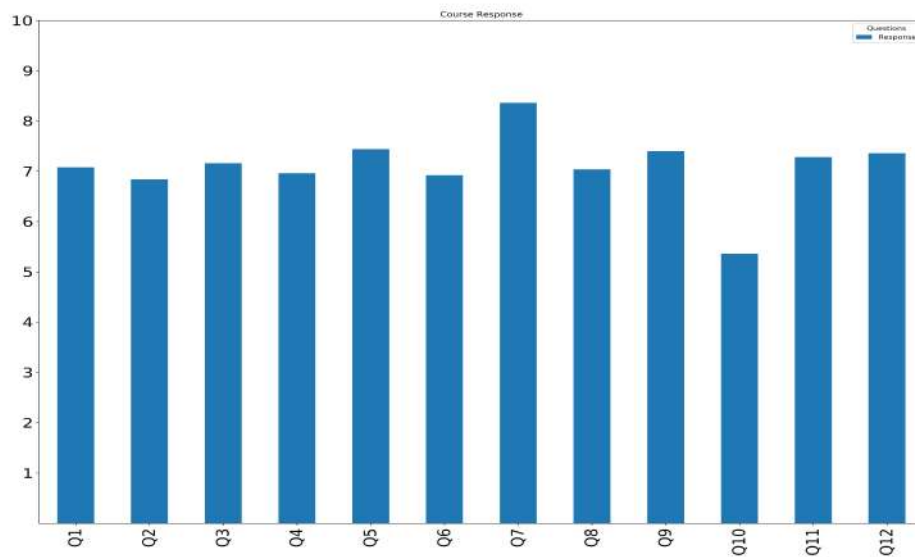
Department:MCA Semester:Semester VI Year III Respondents:[1]

Questions	Q1	Q2	Q3	Q4	Q5	Q6	Q7	Q8	Q9	Q10	Q11	Q12
Response	8.0	4.0	5.0	5.0	7.0	9.0	9.0	10.0	1.0	5.0	8.0	2.0



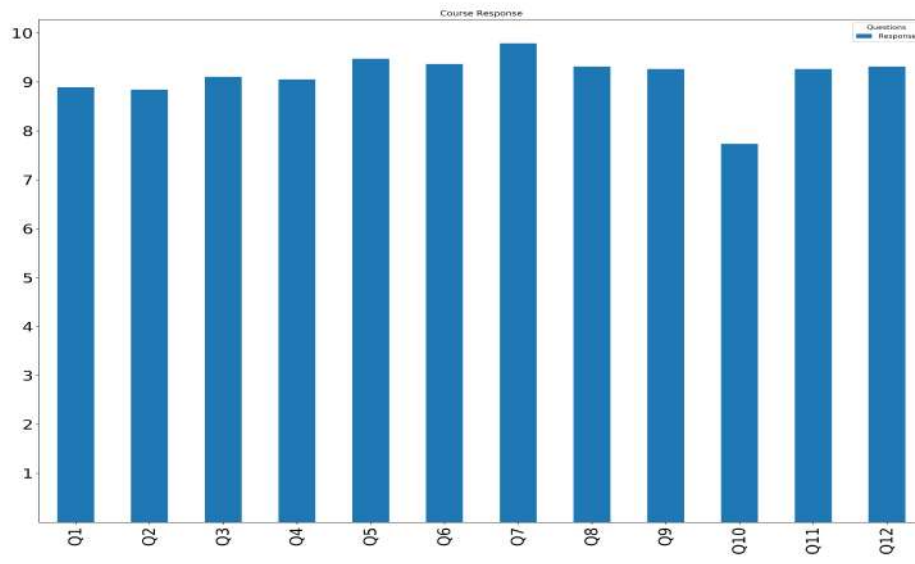
Department:Statistics Semester:Semester I Year I Respondents:[25]

Questions	Q1	Q2	Q3	Q4	Q5	Q6	Q7	Q8	Q9	Q10	Q11	Q12
Response	7.08	6.84	7.16	6.96	7.44	6.92	8.36	7.04	7.4	5.36	7.28	7.36



Department:Statistics Semester:Semester III Year II Respondents:[19]

Questions	Q1	Q2	Q3	Q4	Q5	Q6	Q7	Q8	Q9	Q10	Q11	Q12
Response	8.89	8.84	9.11	9.05	9.47	9.37	9.79	9.32	9.26	7.74	9.26	9.32



Form – 2

Student Feedback on Teachers for the academic year 2018–19

Following is the list of questions:

Question 1: Extent of teacher's class preparation

Question 2: Extent of syllabus taught in class

Question 3: Communication skills (in terms of articulation and comprehensibility)

Question 4: Interest generated by the teacher

Question 5: Ability to integrate course material with environment/other issues to provide a broader perspective

Question 6: Ability to integrate across the courses/draw upon other courses

Question 7: Accessibility of the teacher in and out of the class (includes availability of the teacher to motivate outside class discussion)

Question 8: Ability to design quiz

programs/examinations/assignments/projects to test understanding of the course

Question 9: Provision of sufficient timely feedback

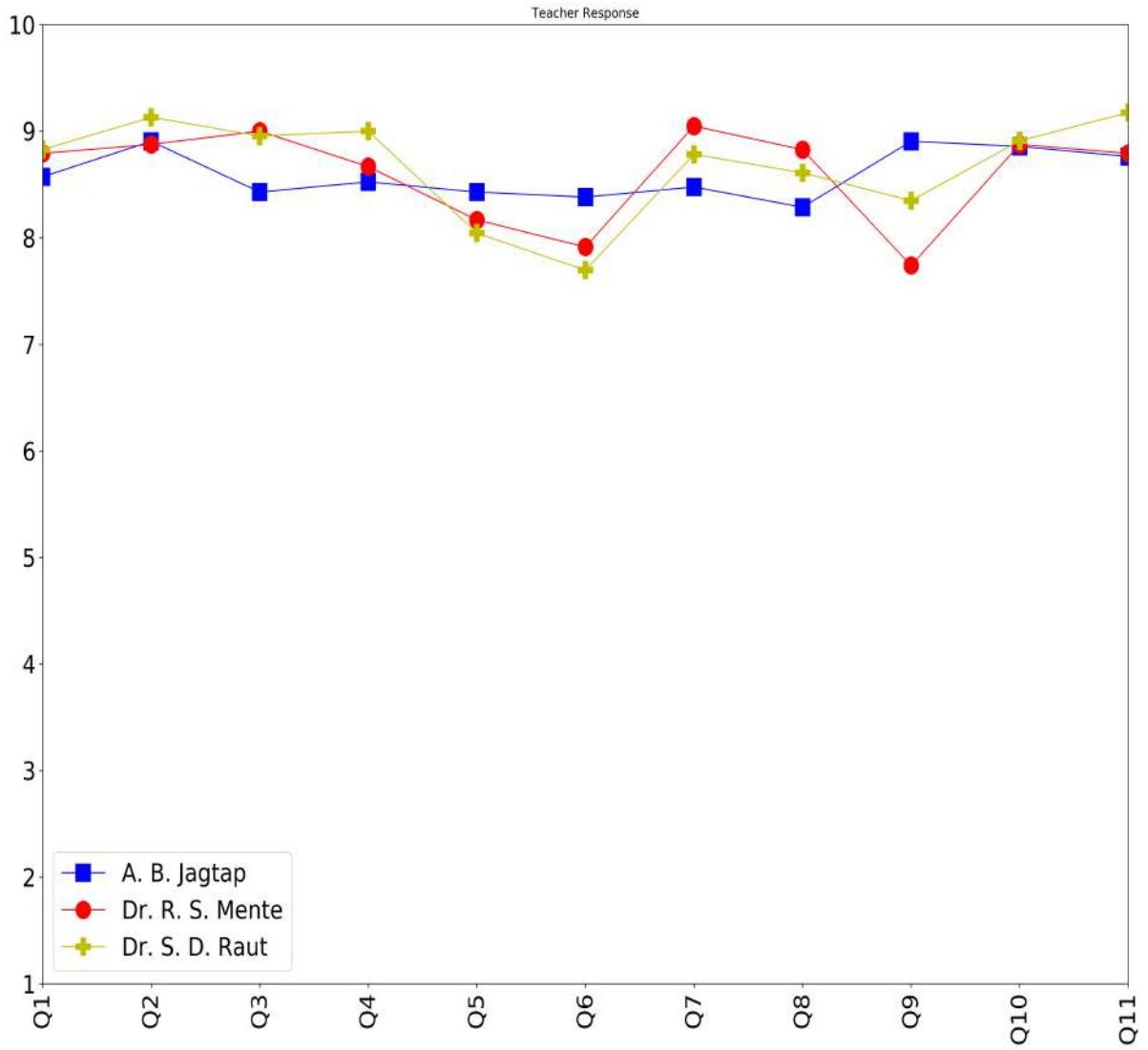
Question 10: Knowledge base of the teacher (as perceived by you)

Question 11: Sincerity/commitment of the teacher

Feedback was obtained from 1 to 10, 1 for poor performance and 10 for Very good performance.

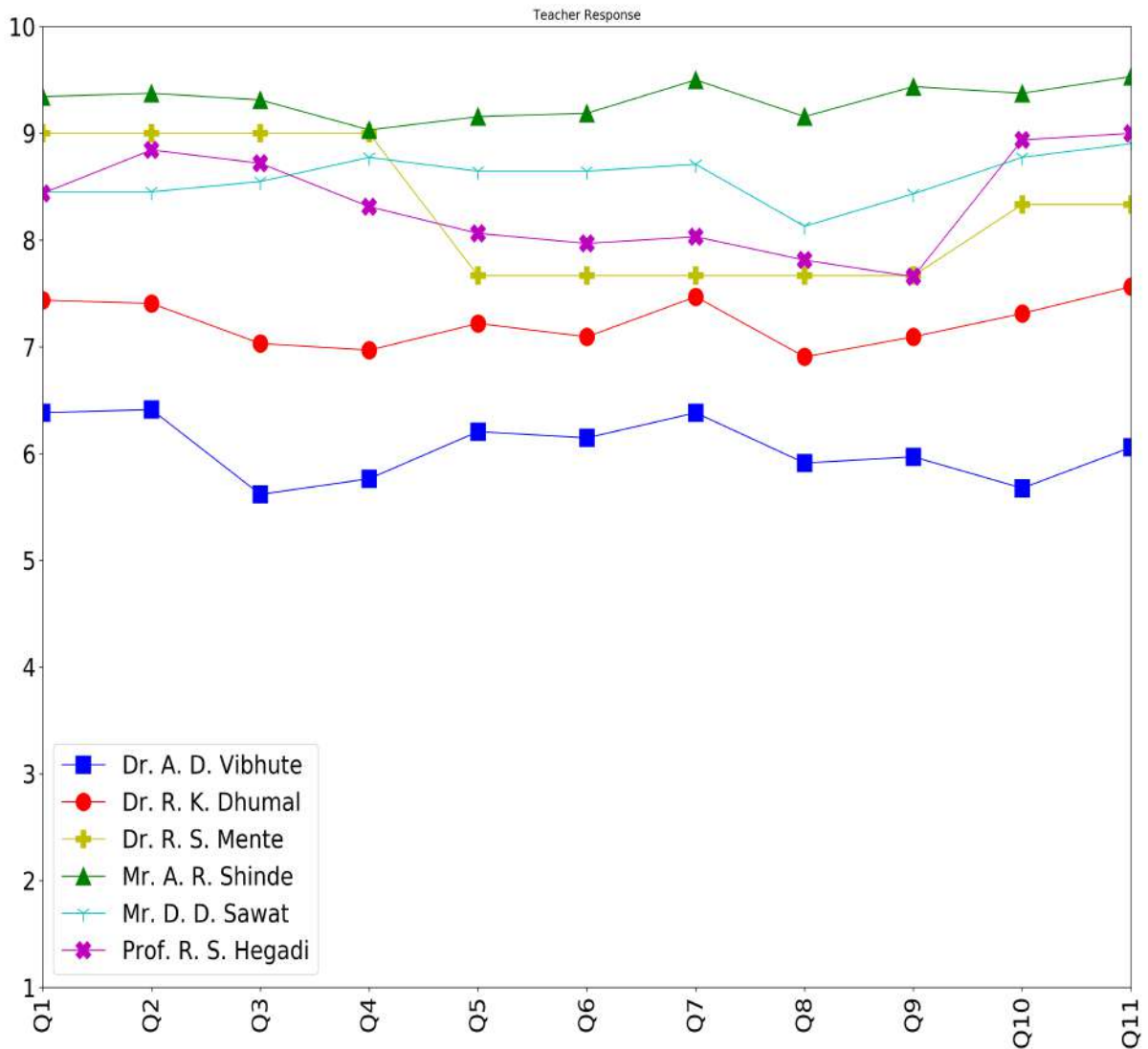
Department:Computer Application Semester:Semester I Year I

Teacher name	Respondents	Q1	Q2	Q3	Q4	Q5	Q6	Q7	Q8	Q9	Q10	Q11
A. B. Jagtap	21	8.57	8.90	8.43	8.52	8.43	8.38	8.48	8.29	8.90	8.86	8.76
Dr. R. S. Mente	24	8.79	8.88	9.00	8.67	8.17	7.91	9.05	8.83	7.74	8.88	8.79
Dr. S. D. Raut	23	8.83	9.13	8.95	9.00	8.04	7.70	8.78	8.61	8.35	8.91	9.17



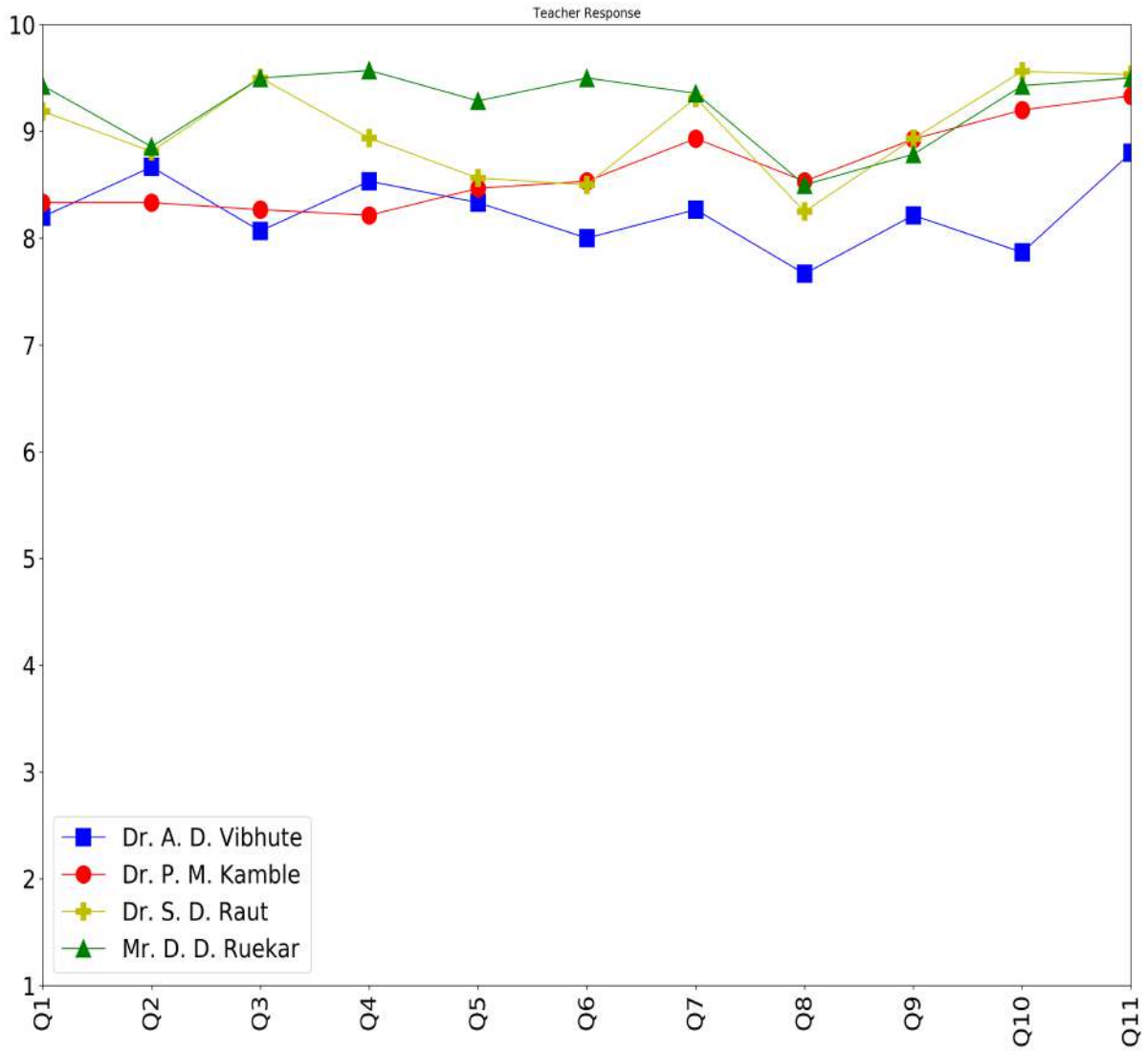
Department:Computer Application Semester:Semester V Year III

Teacher name	Respondents	Q1	Q2	Q3	Q4	Q5	Q6	Q7	Q8	Q9	Q10	Q11
Dr. A. D. Vibhute	34	6.38	6.41	5.62	5.76	6.21	6.15	6.38	5.91	5.97	5.68	6.06
Dr. R. K. Dhumal	32	7.44	7.41	7.03	6.97	7.22	7.09	7.47	6.91	7.09	7.31	7.56
Dr. R. S. Mente	3	9.00	9.00	9.00	9.00	7.67	7.67	7.67	7.67	7.67	8.33	8.33
Mr. A. R. Shinde	32	9.34	9.38	9.31	9.03	9.16	9.19	9.50	9.16	9.44	9.38	9.53
Mr. D. D. Sawat	31	8.45	8.45	8.55	8.77	8.65	8.65	8.71	8.13	8.43	8.77	8.90
Prof. R. S. Hegadi	32	8.44	8.84	8.72	8.31	8.06	7.97	8.03	7.81	7.66	8.94	9.00



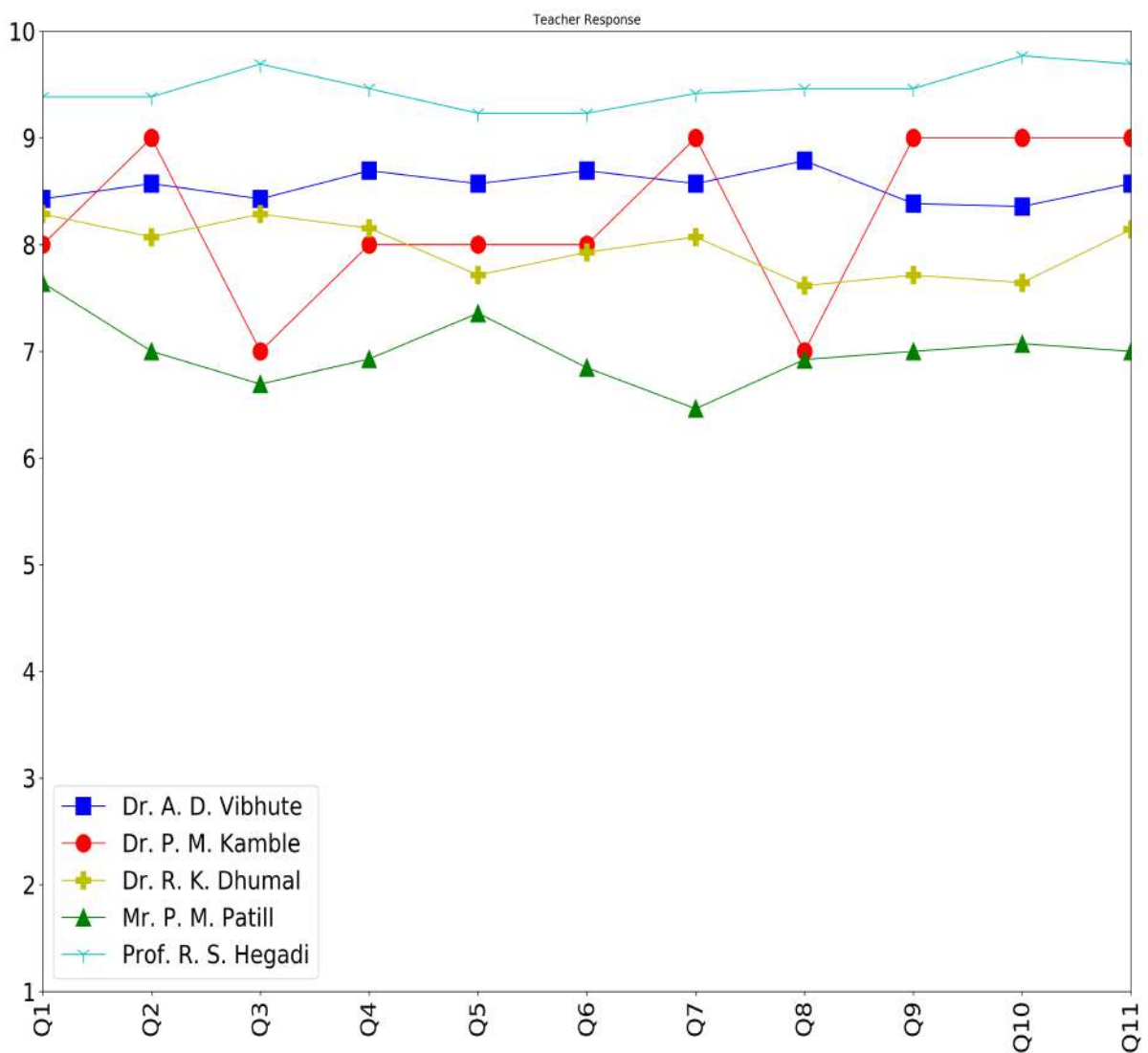
Department:Computer Science Semester:Semester I Year I

Teacher name	Respondents	Q1	Q2	Q3	Q4	Q5	Q6	Q7	Q8	Q9	Q10	Q11
Dr. A. D. Vibhute	15	8.20	8.67	8.07	8.53	8.33	8.00	8.27	7.67	8.21	7.87	8.80
Dr. P. M. Kamble	15	8.33	8.33	8.27	8.21	8.47	8.53	8.93	8.53	8.93	9.20	9.33
Dr. S. D. Raut	16	9.19	8.81	9.50	8.94	8.56	8.50	9.31	8.25	8.93	9.56	9.53
Mr. D. D. Ruekar	14	9.43	8.86	9.50	9.57	9.29	9.50	9.36	8.50	8.79	9.43	9.50



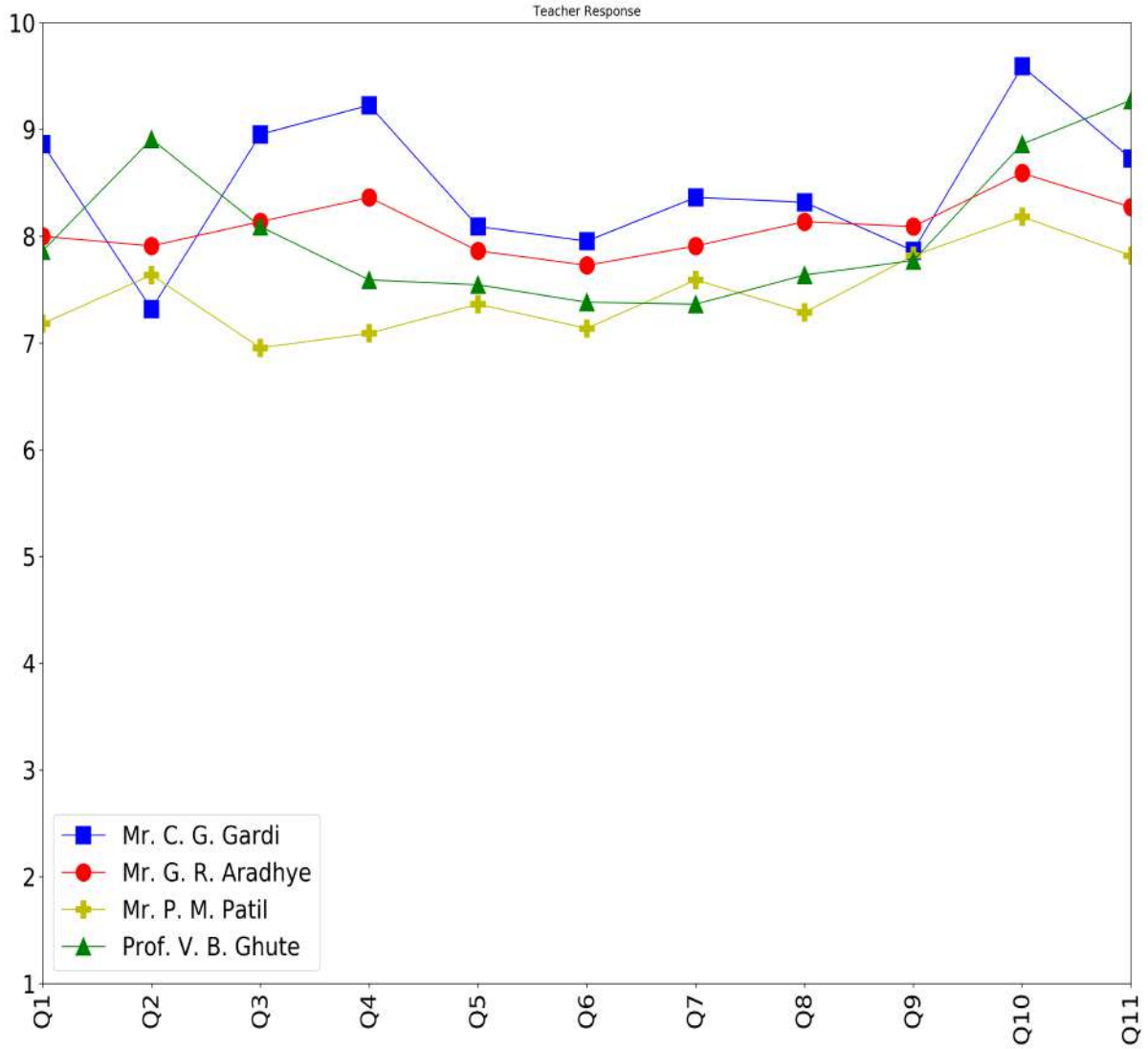
Department:Computer Science Semester:Semester III Year II

Teacher name	Respondents	Q1	Q2	Q3	Q4	Q5	Q6	Q7	Q8	Q9	Q10	Q11
Dr. A. D. Vibhute	14	8.43	8.57	8.43	8.69	8.57	8.69	8.57	8.79	8.38	8.36	8.57
Dr. P. M. Kamble	1	8.00	9.00	7.00	8.00	8.00	8.00	9.00	7.00	9.00	9.00	9.00
Dr. R. K. Dhumal	14	8.29	8.07	8.29	8.15	7.71	7.93	8.07	7.62	7.71	7.64	8.14
Mr. P. M. Patill	14	7.64	7.00	6.69	6.93	7.36	6.85	6.46	6.92	7.00	7.07	7.00
Prof. R. S. Hegadi	13	9.38	9.38	9.69	9.46	9.23	9.23	9.42	9.46	9.46	9.77	9.69



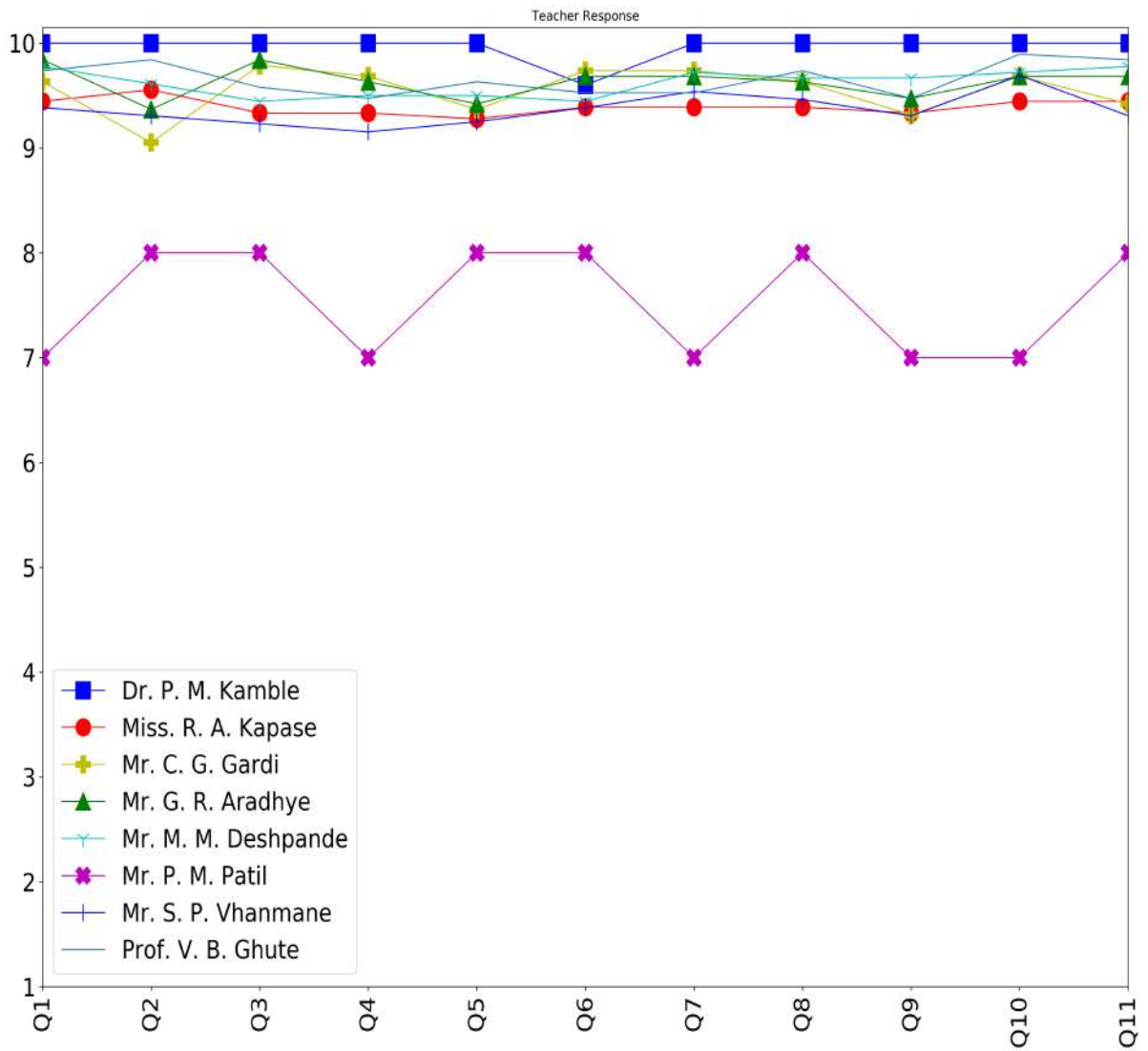
Department:Statistics Semester:Semester I Year I

Teacher name	Respondents	Q1	Q2	Q3	Q4	Q5	Q6	Q7	Q8	Q9	Q10	Q11
Mr. C. G. Gardi	22	8.86	7.32	8.95	9.23	8.09	7.95	8.36	8.32	7.86	9.59	8.73
Mr. G. R. Aradhya	22	8.00	7.91	8.14	8.36	7.86	7.73	7.91	8.14	8.09	8.59	8.27
Mr. P. M. Patil	22	7.18	7.64	6.95	7.09	7.36	7.14	7.59	7.29	7.82	8.18	7.82
Prof. V. B. Ghute	22	7.86	8.91	8.09	7.59	7.55	7.38	7.36	7.64	7.77	8.86	9.27



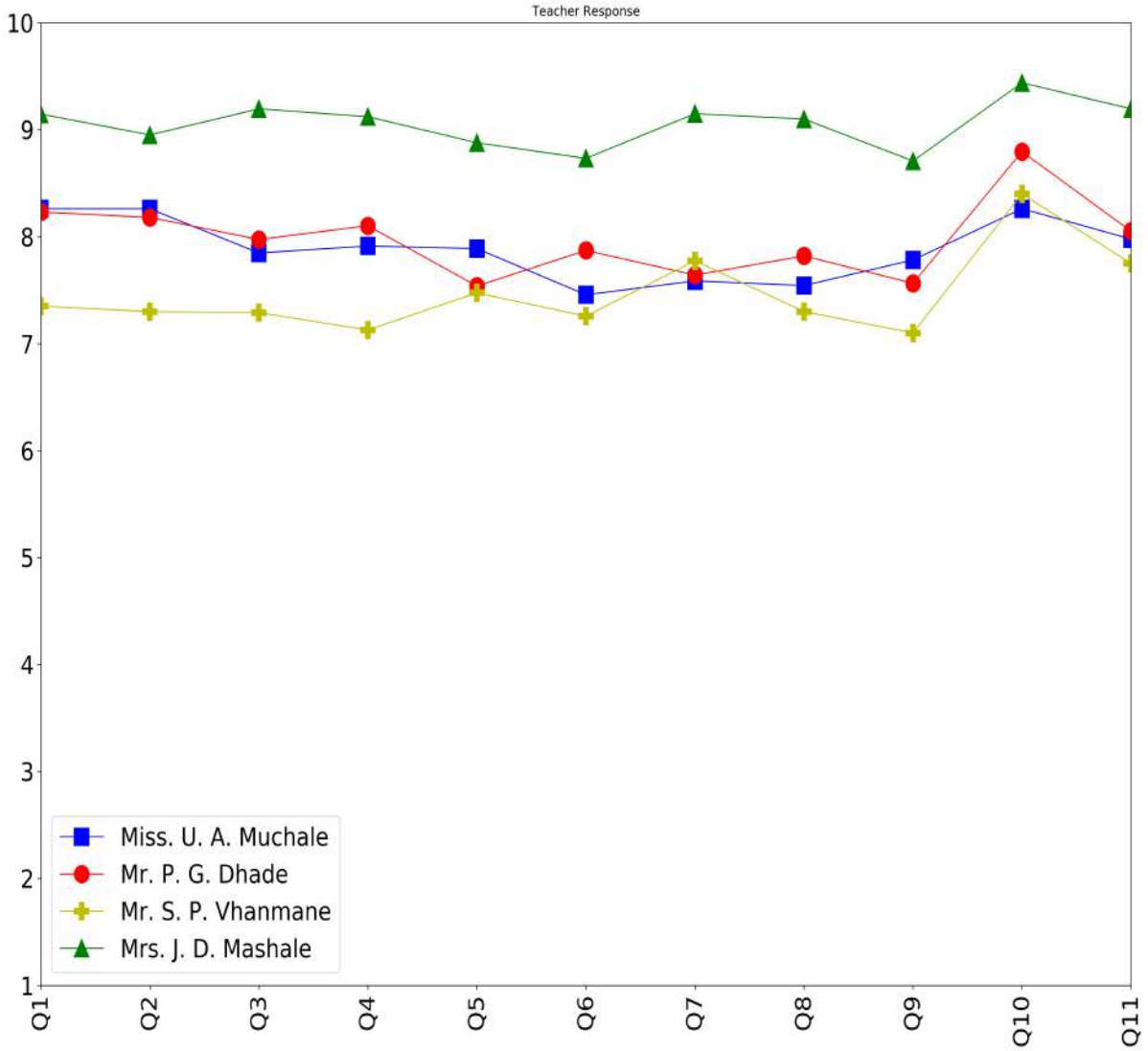
Department:Statistics Semester:Semester III Year II

Teacher name	Respondents	Q1	Q2	Q3	Q4	Q5	Q6	Q7	Q8	Q9	Q10	Q11
Dr. P. M. Kamble	5	10.00	10.00	10.00	10.00	10.00	9.60	10.00	10.00	10.00	10.00	10.00
Miss. R. A. Kapase	18	9.44	9.56	9.33	9.33	9.28	9.39	9.39	9.39	9.33	9.44	9.44
Mr. C. G. Gardi	19	9.63	9.05	9.79	9.68	9.37	9.74	9.74	9.63	9.32	9.68	9.42
Mr. G. R. Aradhye	19	9.84	9.37	9.84	9.63	9.42	9.68	9.68	9.63	9.47	9.68	9.68
Mr. M. M. Deshpande	18	9.78	9.61	9.44	9.50	9.50	9.44	9.72	9.67	9.67	9.72	9.78
Mr. P. M. Patil	1	7.00	8.00	8.00	7.00	8.00	8.00	7.00	8.00	7.00	7.00	8.00
Mr. S. P. Vhanmane	13	9.38	9.31	9.23	9.15	9.25	9.38	9.54	9.46	9.31	9.69	9.31
Prof. V. B. Ghute	19	9.74	9.84	9.58	9.47	9.63	9.53	9.53	9.74	9.47	9.89	9.84



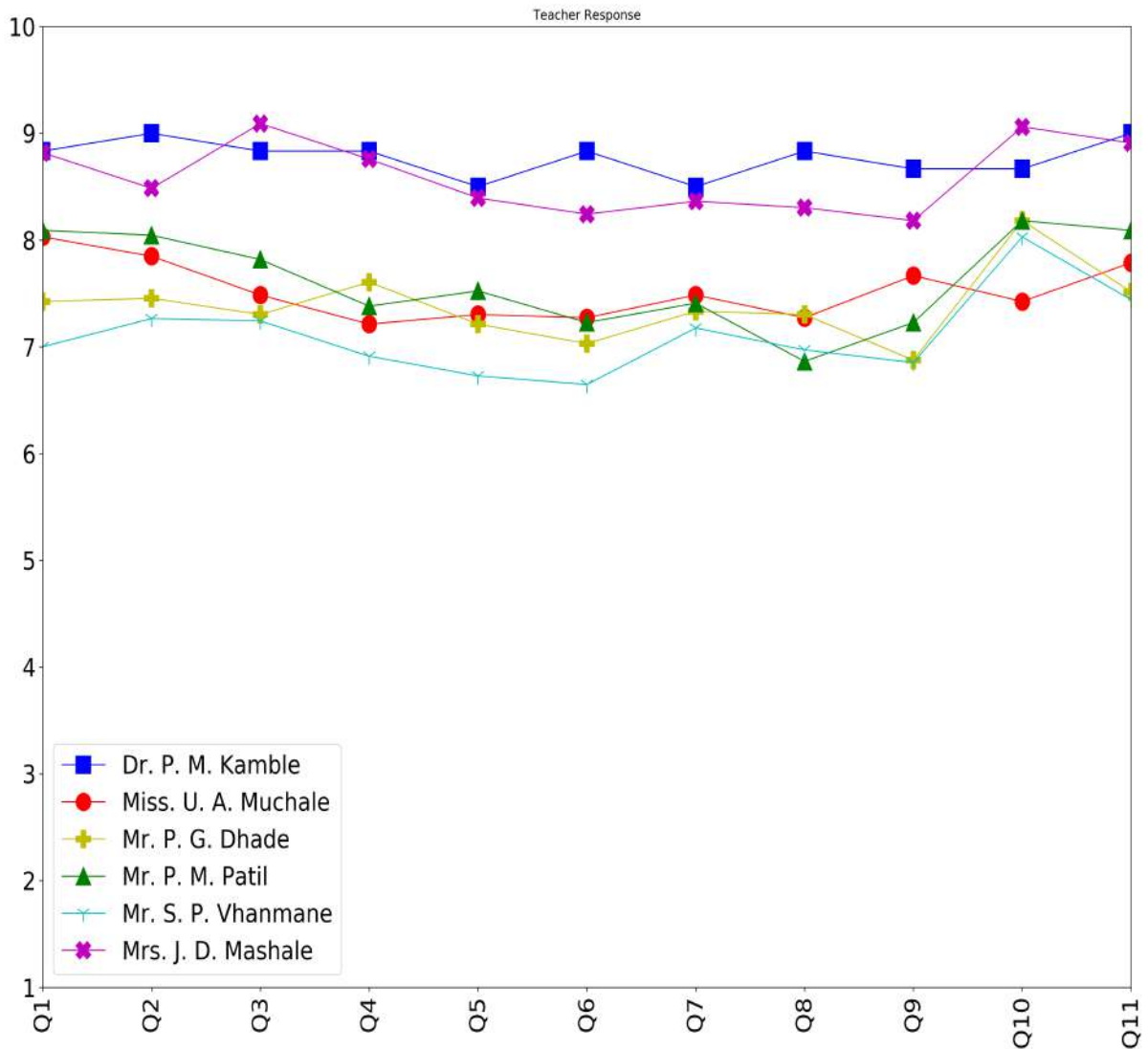
Department:Mathematics Semester:Semester I Year I

Teacher name	Respondents	Q1	Q2	Q3	Q4	Q5	Q6	Q7	Q8	Q9	Q10	Q11
Miss. U. A. Muchale	46	8.26	8.26	7.85	7.91	7.89	7.46	7.59	7.54	7.78	8.26	7.98
Mr. P. G. Dhade	39	8.23	8.18	7.97	8.10	7.54	7.87	7.64	7.82	7.56	8.79	8.05
Mr. S. P. Vhanmane	40	7.35	7.30	7.29	7.13	7.48	7.26	7.78	7.30	7.10	8.40	7.75
Mrs. J. D. Mashale	41	9.15	8.95	9.20	9.12	8.88	8.73	9.15	9.10	8.71	9.44	9.20



Department:Mathematics Semester:Semester III Year II

Teacher name	Respondents	Q1	Q2	Q3	Q4	Q5	Q6	Q7	Q8	Q9	Q10	Q11
Dr. P. M. Kamble	6	8.83	9.00	8.83	8.83	8.50	8.83	8.50	8.83	8.67	8.67	9.00
Miss. U. A. Muchale	33	8.03	7.85	7.48	7.21	7.30	7.27	7.48	7.27	7.67	7.42	7.79
Mr. P. G. Dhade	33	7.42	7.45	7.30	7.61	7.21	7.03	7.33	7.30	6.88	8.18	7.52
Mr. P. M. Patil	22	8.09	8.05	7.82	7.38	7.52	7.23	7.41	6.86	7.23	8.18	8.09
Mr. S. P. Vhanmane	34	7.00	7.26	7.24	6.91	6.73	6.65	7.18	6.97	6.85	8.03	7.44
Mrs. J. D. Mashale	33	8.82	8.48	9.09	8.76	8.39	8.24	8.36	8.30	8.18	9.06	8.91



Form – 3

Student General Feedback for the academic year 2018-19

Q_No	Question_description	Options	Response
1	In case no optional courses were available, would you have liked to have some other?	Yes	35
		No	158
			0
			0
2	Was it possible to take a course in other departments?	Yes	75
		No	118
			0
			0
3	If, yes did you benefit from the interdisciplinary study?	Yes	42
		No	145
			0
			0
4	If not, would you have liked to do interdisciplinary course?	Yes	73
		No	110
			0
			0
5	Was the practical/ workshop component of your courses sequenced integrally with theory classes?	Yes	25
		No	165
			0
			0
6	Were the laboratories/workshops adequately equipped and properly maintained?	Yes, fully	7
		Yes, partly	105
		No	80
			0
7	Were you provided training in Library use?	Yes	71
		No	121
			0
			0
8	To what extent were you provided with Computer Internet facilities on Campus/Department?	Excellent	70
		Adequate	109
		Inadequate	11
		None	2
9	To what extent were you provided with sports facilities on campus?	Excellent	76
		Adequate	42
		Inadequate	35
		None	39
10	Is the internal assessment system conducive to regular work ?	regular work	14
		understanding the course	179
		early discovery of difficulties	0
		interaction with the teacher	0
11	Is the internal assessment system conducive to understanding the course ?	Yes	14
		No	179
			0
			0
12	Is the internal assessment system conducive to early discovery of difficulties	Yes	52
		No	141
			0
			0
13	Is the internal assessment system conducive to interaction with the teacher?	Yes	12
		No	181
			0
			0

Q_No	Question_description	Options	Response
14	Did the Department have provision to take case of grievances?	Yes	45
		No	148
			0
15	At the end of the programme of study you came out	the same as before	117
		better informed and skilled	4
		more enthusiastic for further study	33
		less enthusiastic for further study	38
16	When you meet students who have taken a similar programme at other institutions do you feel?	Inferior	28
		superior	21
		equal	60
		can't say	84
17	How do you rate the student-teacher relationship in your department?	very good	66
		good	21
		satisfactory	3
		unsatisfactory	103
18	How do you find the institution's administrative offices?	very helpful	2
		helpful	111
		indifferent	14
		cumbersome	64
19	Are you satisfied with the hostel facilities?	good	20
		good but inadequate	58
		unsatisfactory	70
		bad	39
20	How do you rate the facilities at the Heath Centre?	good	1
		good but inadequate	111
		unsatisfactory	60
		bad	20
21	Are the health facilities available on time?	Yes	31
		No	161
			0
22	Did you participate in any of the extracurricular activities of the department/institution?	always	76
		often	11
		sometimes	35
		never	71
23	Has your time at the University been intellectually enriching?	Yes	91
		mostly	25
		marginally	68
		no	9
24	After having completed the present course what is your reaction about - Teacher	Proudly	45
		Indifferently	6
		Negatively	141
		Humorously	0
25	After having completed the present course what is your reaction about -Department	Proudly	1
		Indifferently	33
		Negatively	8
		Humorously	149
26	After having completed the present course what is your reaction about -Non Teaching Staff	Proudly	5
		Indifferently	60
		Negatively	8
		Humorously	118
27	After having completed the present course what is your reaction about -Institution	Proudly	4
		Indifferently	41
		Negatively	8

Q_No	Question_description	Options	Response
28	Have you made any friendships during the course which you expect will last long?	Humorously	139
		many	18
		some	109
		a few	5
29	What is your opinion about the SET/NET coaching organized by your Department?	none	59
		Most useful	73
		Useful	8
		of no use	100
30	What is your opinion about the Department Study Tour?	Not applicable	11
		Educational	66
		Entertaining	74
		Educational & Entertaining	12
31	How do you find the Departmental Climate?	Not applicable	39
		Healthy	104
		Satisfactory	2
		Unsatisfactory	79
32	Have you benefited from the Work on Demand of the University?	Poor	7
		Very useful	19
		Useful but obstacle in way of Studies	5
		Facilities were insufficient	66
33	Are you satisfied with the Banking facilities?	Not Applicable	102
		Most useful	46
		Useful	27
		No use	29
34	Are you satisfied with the Postal facilities?	Not applicable	89
		Most useful	43
		Useful	25
		No use	11
35	Are you satisfied with the canteen facilities?	Not applicable	110
		Most useful	33
		Useful	37
		No use	13
		Not applicable	109



Solapur University, Solapur

School of Earth Sciences

**Online Feedback Reports
For Odd Semesters**

- 1 – Student Feedback on Courses
- 2 – Student Feedback on Teachers
- 3 – Student General Feedback

For the Academic Year
2018-19

Procedure adopted for analysis of student feedback

The student feedback was obtained online using Google forms. Institutional email IDs were provided to every student for their use. The web links for the online forms were sent to each and every student and these links were activated at the time of obtaining the online feedback. The faculties from other departments were engaged in collecting the feedback from the students. Average values are used for the analysis purpose. Graphs are drawn to show the overall performance.

Form – 1

Student Feedback on Course for the academic year 2018–19

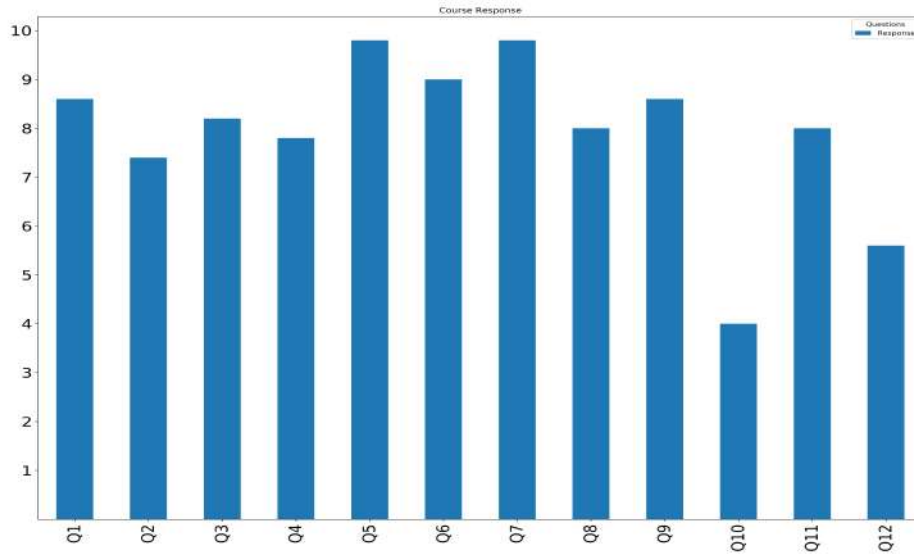
Following is the list of questions:

- Question 1: Learning value (in terms of skills, concepts, knowledge, analytical abilities, or broadening perspective)
- Question 2: Applicability/relevance to real life situations
- Question 3: Depth of course content
- Question 4: Extent of coverage of course
- Question 5: Internal assessment procedure
- Question 6: Clarity and relevance of reading material
- Question 7: Availability of library material
- Question 8: Extent of effort required by students
- Question 9: Relevance/learning value of project/report
- Question 10: Placement value
- Question 11: Conception clarity
- Question 12: Fairness of evaluation

Feedback was obtained from 1 to 10, 1 for poor performance and 10 for Very good performance.

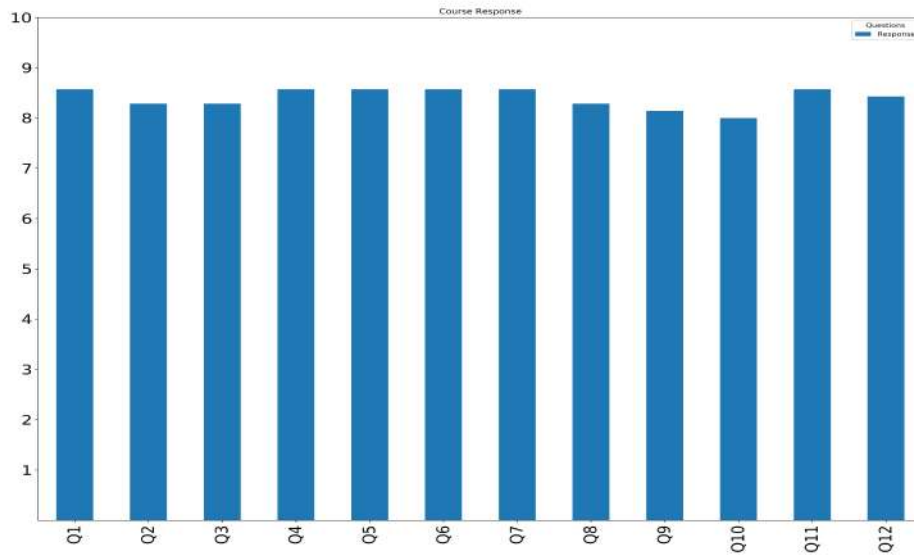
Department:Applied Geology **Semester:**Semester I **Year I** **Respondents:**[5]

Questions	Q1	Q2	Q3	Q4	Q5	Q6	Q7	Q8	Q9	Q10	Q11	Q12
Response	8.6	7.4	8.2	7.8	9.8	9.0	9.8	8.0	8.6	4.0	8.0	5.6



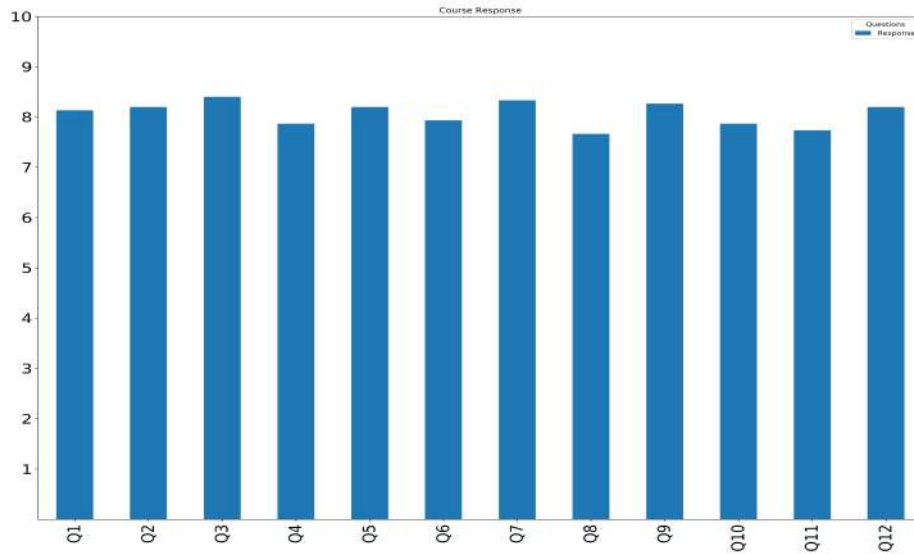
Department:Applied Geology **Semester:**Semester III **Year II** **Respondents:**[7]

Questions	Q1	Q2	Q3	Q4	Q5	Q6	Q7	Q8	Q9	Q10	Q11	Q12
Response	8.57	8.29	8.29	8.57	8.57	8.57	8.57	8.29	8.14	8.0	8.57	8.43



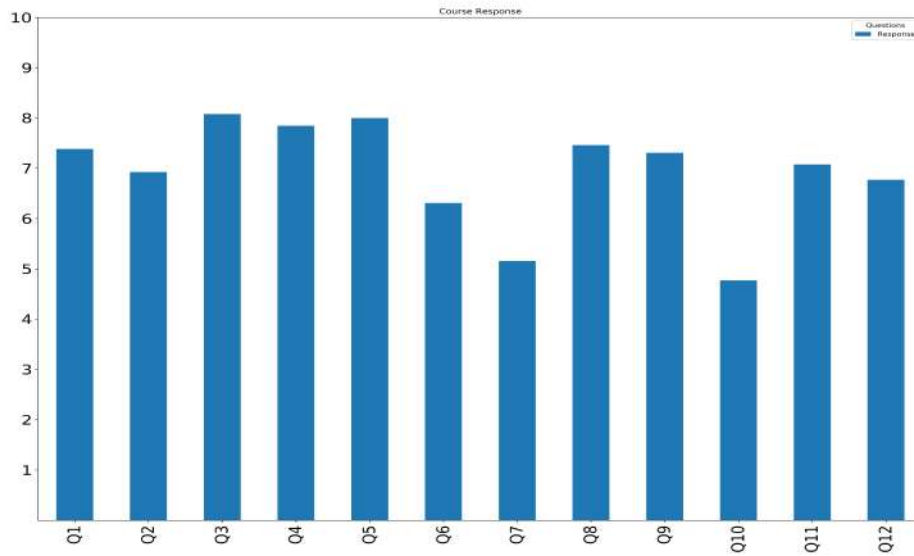
Department:Environmental Science **Semester:**Semester I **Year I Respondents:**[15]

Questions	Q1	Q2	Q3	Q4	Q5	Q6	Q7	Q8	Q9	Q10	Q11	Q12
Response	8.13	8.2	8.4	7.87	8.2	7.93	8.33	7.67	8.27	7.87	7.73	8.2



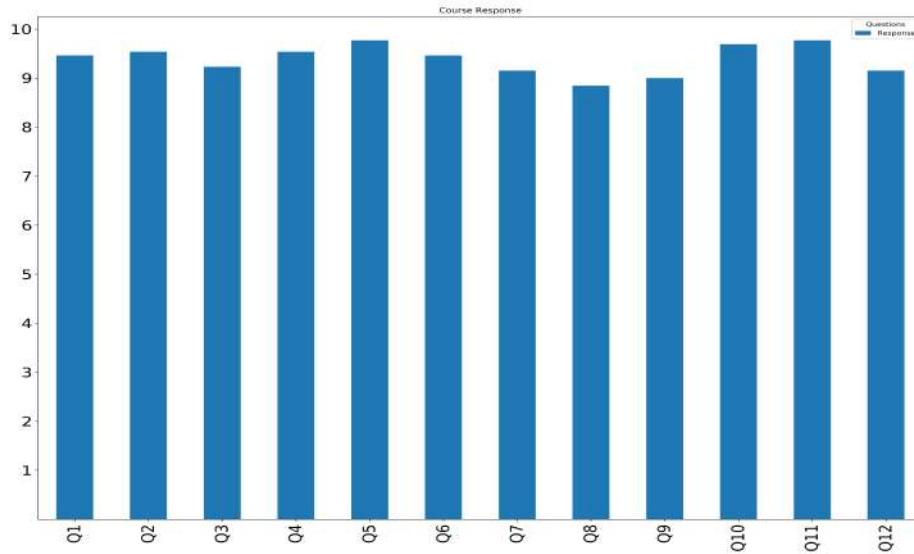
Department:Environmental Science **Semester:**Semester III **Year II Respondents:**[13]

Questions	Q1	Q2	Q3	Q4	Q5	Q6	Q7	Q8	Q9	Q10	Q11	Q12
Response	7.38	6.92	8.08	7.85	8.0	6.31	5.15	7.46	7.31	4.77	7.08	6.77



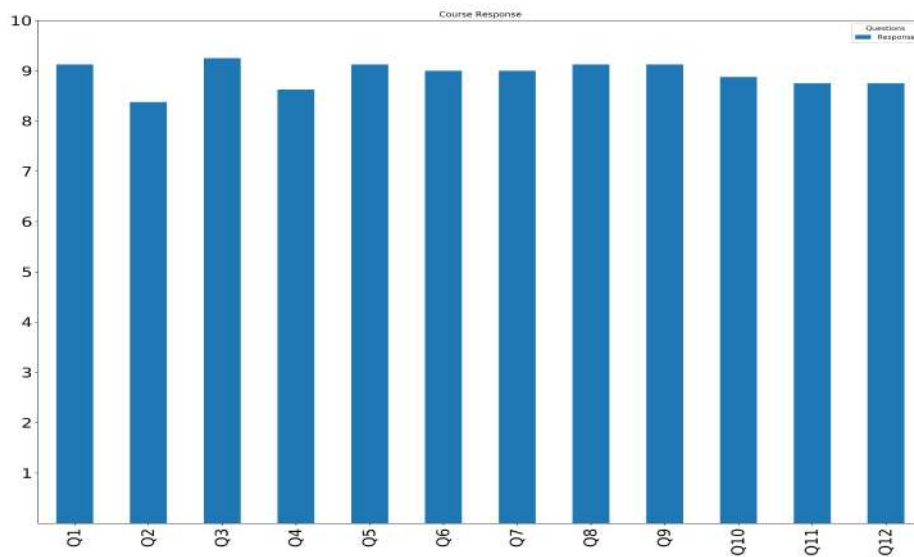
Department:Geoinformatics Semester:Semester I Year I Respondents:[13]

Questions	Q1	Q2	Q3	Q4	Q5	Q6	Q7	Q8	Q9	Q10	Q11	Q12
Response	9.46	9.54	9.23	9.54	9.77	9.46	9.15	8.85	9.0	9.69	9.77	9.15



Department:Geoinformatics Semester:Semester III Year II Respondents:[8]

Questions	Q1	Q2	Q3	Q4	Q5	Q6	Q7	Q8	Q9	Q10	Q11	Q12
Response	9.12	8.38	9.25	8.62	9.12	9.0	9.0	9.12	9.12	8.88	8.75	8.75



Form – 2

Student Feedback on Teachers for the academic year 2018–19

Following is the list of questions:

Question 1: Extent of teacher's class preparation

Question 2: Extent of syllabus taught in class

Question 3: Communication skills (in terms of articulation and comprehensibility)

Question 4: Interest generated by the teacher

Question 5: Ability to integrate course material with environment/other issues to provide a broader perspective

Question 6: Ability to integrate across the courses/draw upon other courses

Question 7: Accessibility of the teacher in and out of the class (includes availability of the teacher to motivate outside class discussion)

Question 8: Ability to design quiz

programs/examinations/assignments/projects to test understanding of the course

Question 9: Provision of sufficient timely feedback

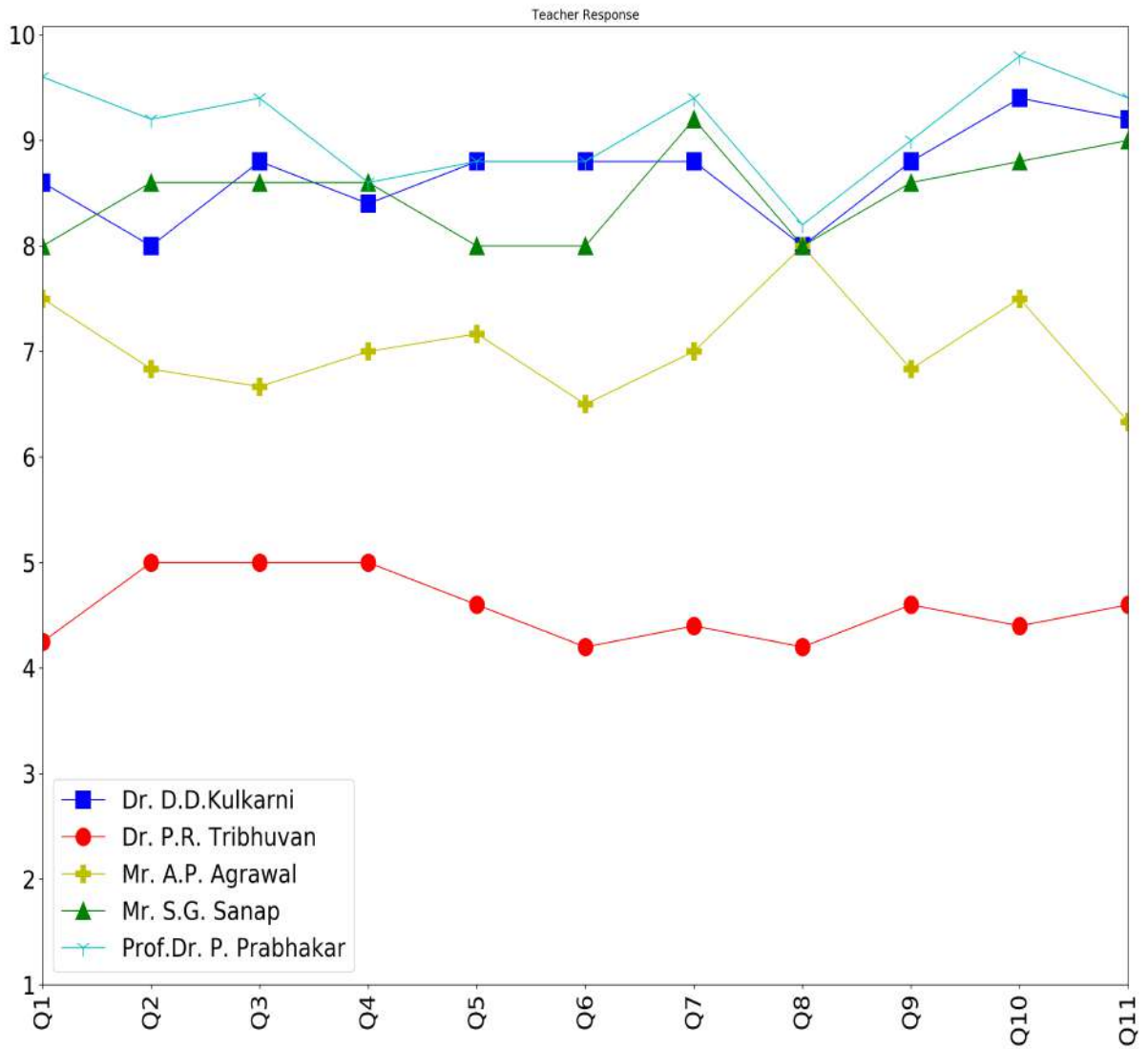
Question 10: Knowledge base of the teacher (as perceived by you)

Question 11: Sincerity/commitment of the teacher

Feedback was obtained from 1 to 10, 1 for poor performance and 10 for Very good performance.

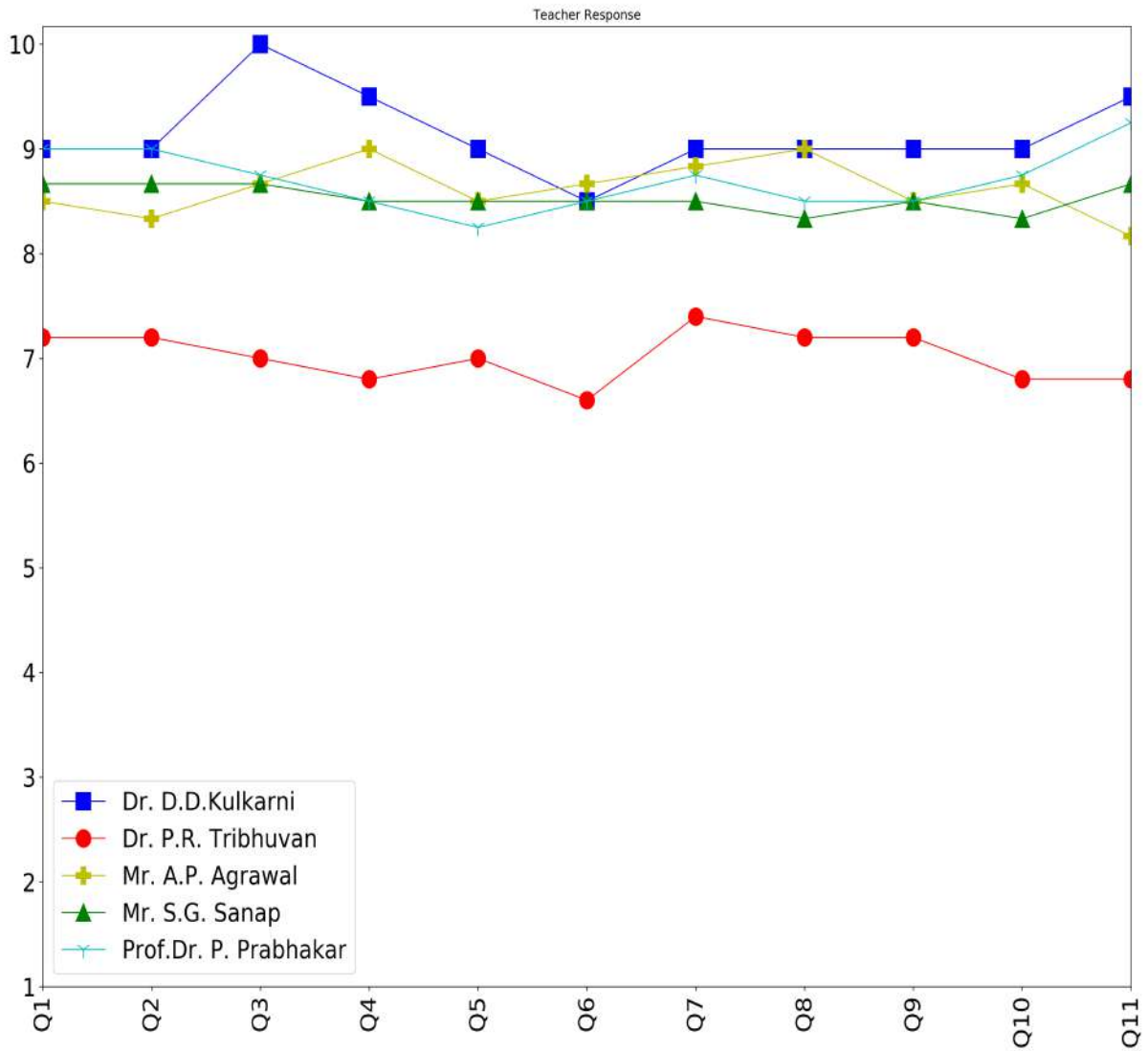
Department:Applied Geology Semester:Semester I Year I

Teacher name	Respondents	Q1	Q2	Q3	Q4	Q5	Q6	Q7	Q8	Q9	Q10	Q11
Dr. D.D.Kulkarni	5	8.60	8.00	8.80	8.4	8.80	8.8	8.8	8.0	8.80	9.4	9.20
Dr. P.R. Tribhuvan	5	4.25	5.00	5.00	5.0	4.60	4.2	4.4	4.2	4.60	4.4	4.60
Mr. A.P. Agrawal	6	7.50	6.83	6.67	7.0	7.17	6.5	7.0	8.0	6.83	7.5	6.33
Mr. S.G. Sanap	5	8.00	8.60	8.60	8.6	8.00	8.0	9.2	8.0	8.60	8.8	9.00
Prof.Dr. P. Prabhakar	5	9.60	9.20	9.40	8.6	8.80	8.8	9.4	8.2	9.00	9.8	9.40



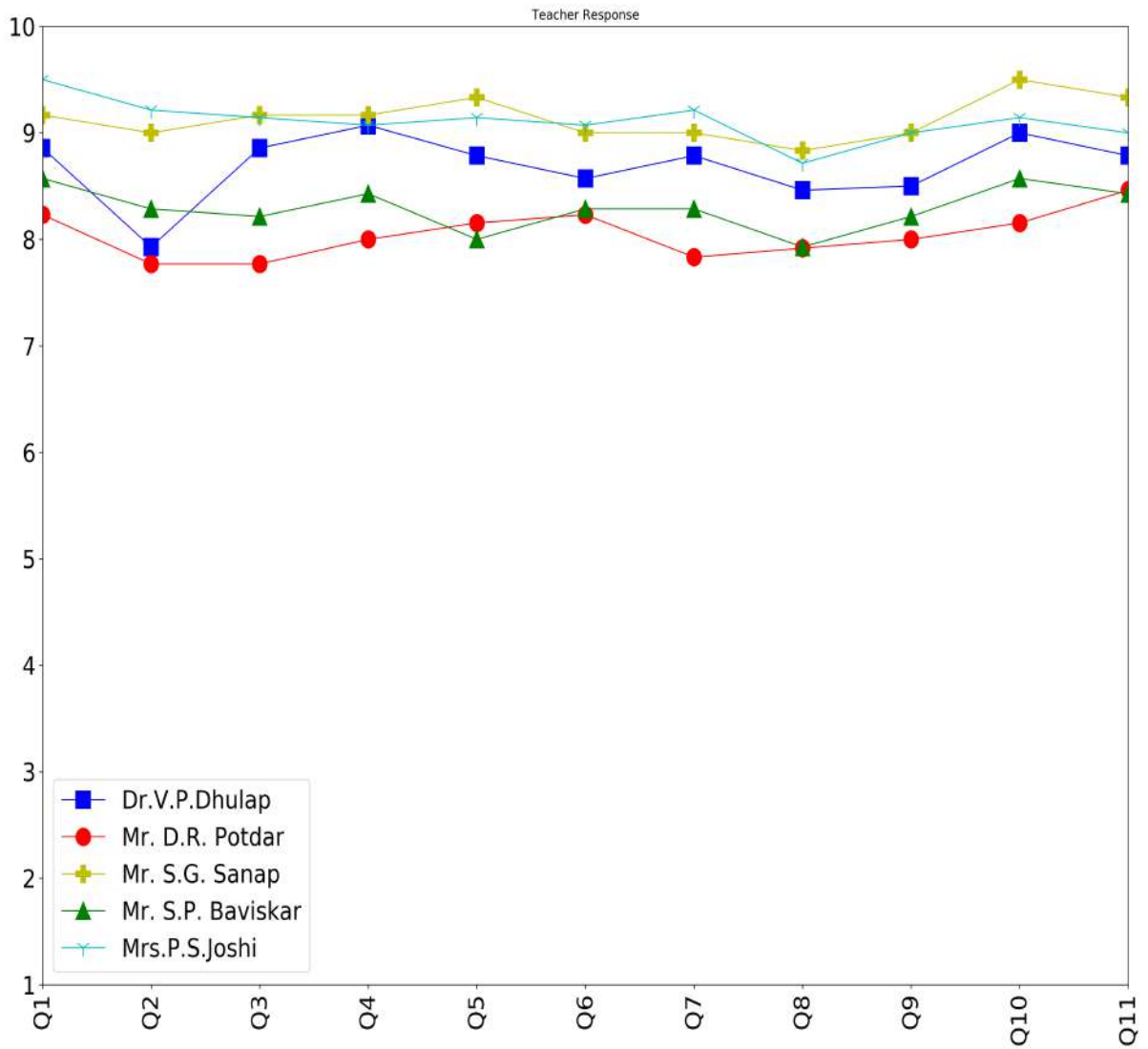
Department:Applied Geology Semester:Semester III Year II

Teacher name	Respondents	Q1	Q2	Q3	Q4	Q5	Q6	Q7	Q8	Q9	Q10	Q11
Dr. D.D.Kulkarni	2	9.00	9.00	10.00	9.5	9.00	8.50	9.00	9.00	9.0	9.00	9.50
Dr. P.R. Tribhuvan	5	7.20	7.20	7.00	6.8	7.00	6.60	7.40	7.20	7.2	6.80	6.80
Mr. A.P. Agrawal	6	8.50	8.33	8.67	9.0	8.50	8.67	8.83	9.00	8.5	8.67	8.17
Mr. S.G. Sanap	6	8.67	8.67	8.67	8.5	8.50	8.50	8.50	8.33	8.5	8.33	8.67
Prof.Dr. P. Prabhakar	4	9.00	9.00	8.75	8.5	8.25	8.50	8.75	8.50	8.5	8.75	9.25



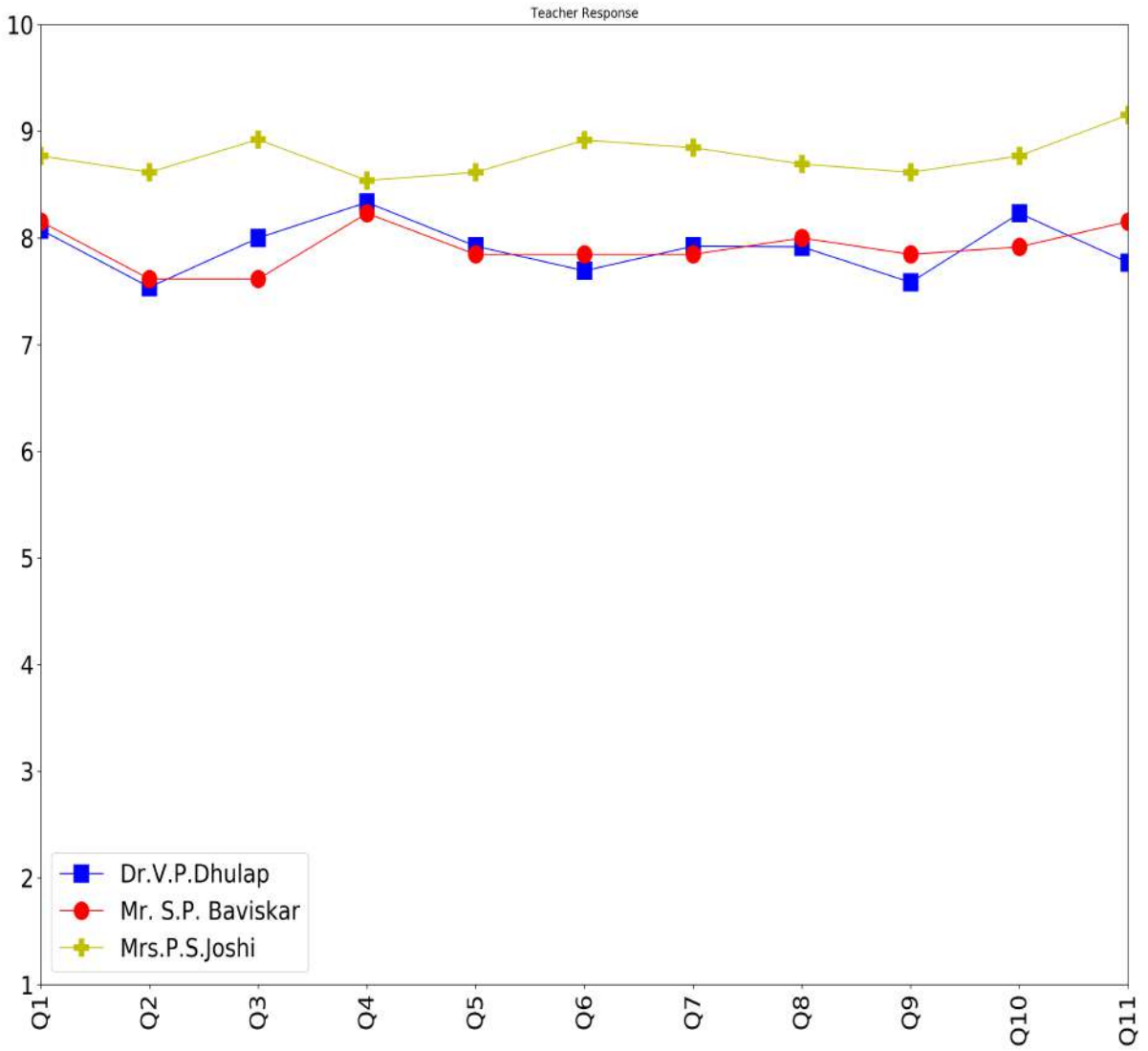
Department:Environmental Science Semester:Semester I Year I

Teacher name	Respondents	Q1	Q2	Q3	Q4	Q5	Q6	Q7	Q8	Q9	Q10	Q11
Dr. V.P.Dhulap	14	8.86	7.93	8.86	9.07	8.79	8.57	8.79	8.46	8.50	9.00	8.79
Mr. D.R. Potdar	13	8.23	7.77	7.77	8.00	8.15	8.23	7.83	7.92	8.00	8.15	8.46
Mr. S.G. Sanap	6	9.17	9.00	9.17	9.17	9.33	9.00	9.00	8.83	9.00	9.50	9.33
Mr. S.P. Baviskar	14	8.57	8.29	8.21	8.43	8.00	8.29	8.29	7.93	8.21	8.57	8.43
Mrs.P.S.Joshi	14	9.50	9.21	9.14	9.07	9.14	9.07	9.21	8.71	9.00	9.14	9.00



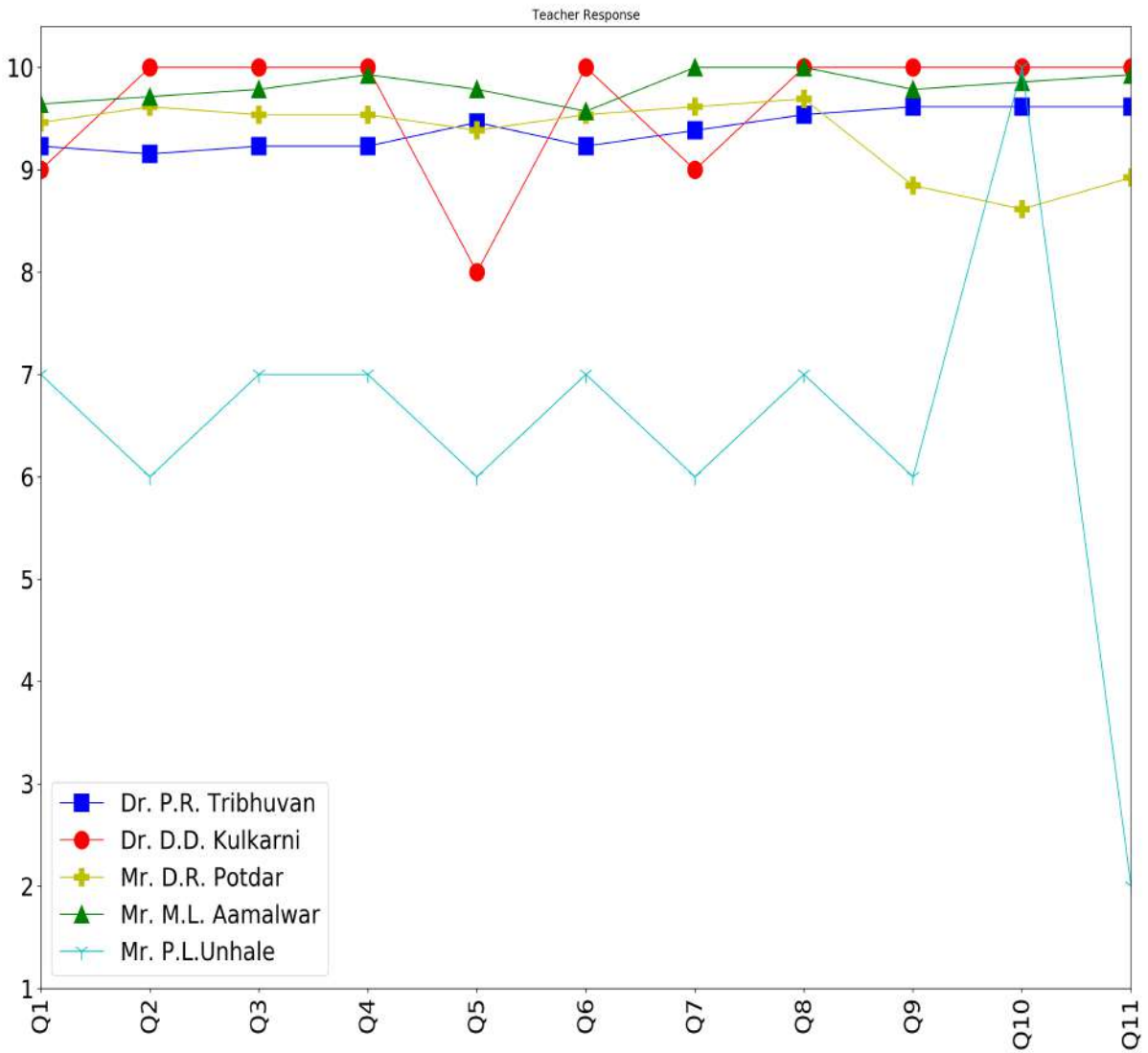
Department:Environmental Science Semester:Semester III Year II

Teacher name	Respondents	Q1	Q2	Q3	Q4	Q5	Q6	Q7	Q8	Q9	Q10	Q11
Dr. V.P.Dhulap	13	8.08	7.54	8.00	8.33	7.92	7.69	7.92	7.92	7.58	8.23	7.77
Mr. S.P. Baviskar	13	8.15	7.62	7.62	8.23	7.85	7.85	7.85	8.00	7.85	7.92	8.15
Mrs.P.S.Joshi	13	8.77	8.62	8.92	8.54	8.62	8.92	8.85	8.69	8.62	8.77	9.15



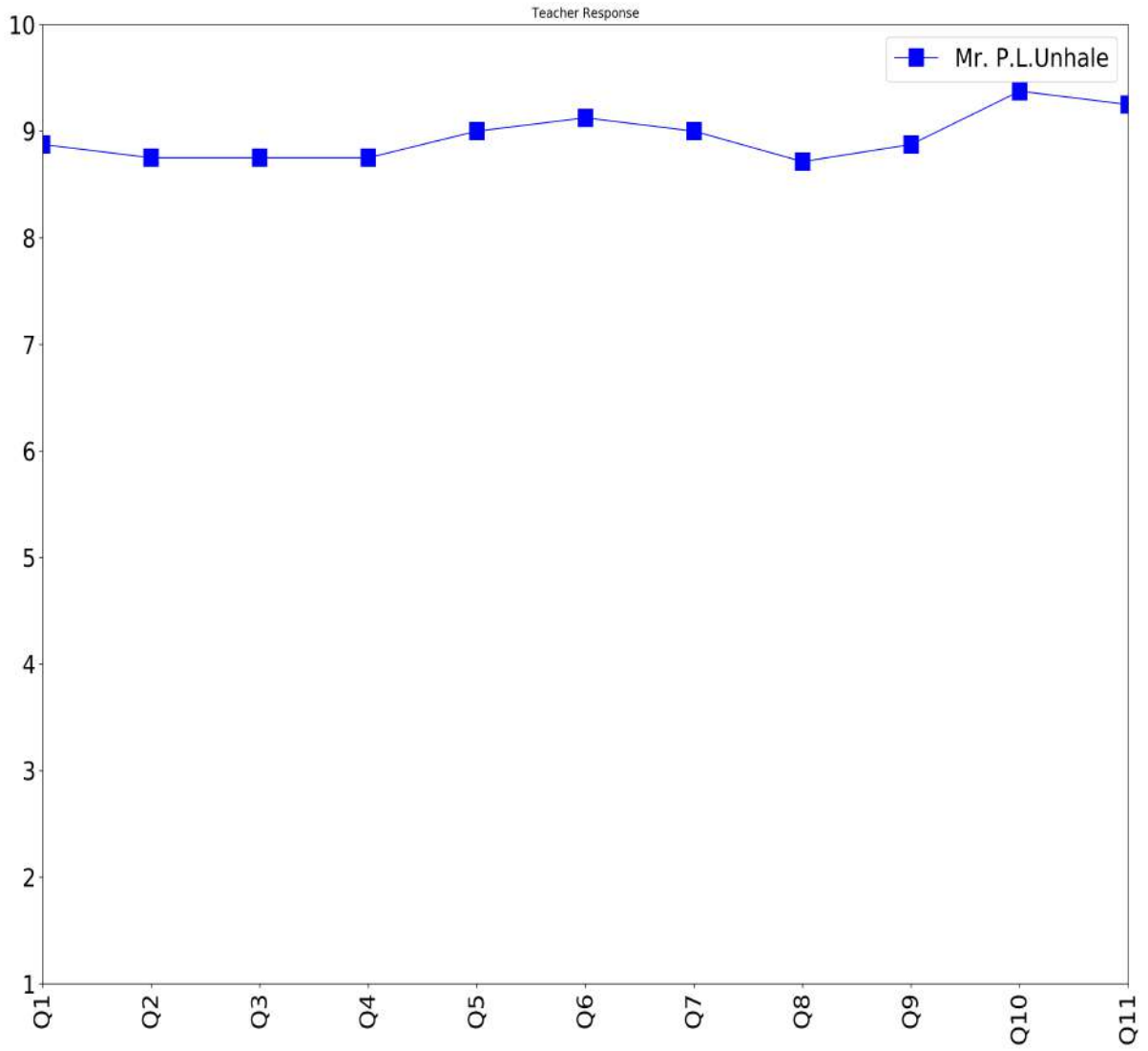
Department:Geoinformatics Semester:Semester I Year I

Teacher name	Respondents	Q1	Q2	Q3	Q4	Q5	Q6	Q7	Q8	Q9	Q10	Q11
Dr. P.R. Tribhuvan	13	9.23	9.15	9.23	9.23	9.46	9.23	9.38	9.54	9.62	9.62	9.62
Dr. D.D. Kulkarni	1	9.00	10.00	10.00	10.00	8.00	10.00	9.00	10.00	10.00	10.00	10.00
Mr. D.R. Potdar	13	9.46	9.62	9.54	9.54	9.38	9.54	9.62	9.69	8.85	8.62	8.92
Mr. M.L. Aamalwar	14	9.64	9.71	9.79	9.93	9.79	9.57	10.00	10.00	9.79	9.86	9.93
Mr. P.L.Unhale	1	7.00	6.00	7.00	7.00	6.00	7.00	6.00	7.00	6.00	10.00	2.00



Department:Geoinformatics Semester:Semester III Year II

Teacher name	Respondents	Q1	Q2	Q3	Q4	Q5	Q6	Q7	Q8	Q9	Q10	Q11
Mr. P.L.Unhale	8	8.88	8.75	8.75	8.75	9.0	9.12	9.0	8.71	8.88	9.38	9.25



Form – 3

Student General Feedback for the academic year 2018-19

Q_No	Question_description	Options	Response
1	In case no optional courses were available, would you have liked to have some other?	Yes	6
		No	56
			0
			0
2	Was it possible to take a course in other departments?	Yes	23
		No	39
			0
			0
3	If, yes did you benefit from the interdisciplinary study?	Yes	16
		No	45
			0
			0
4	If not, would you have liked to do interdisciplinary course?	Yes	15
		No	46
			0
			0
5	Was the practical/ workshop component of your courses sequenced integrally with theory classes?	Yes	61
		No	0
			0
			0
6	Were the laboratories/workshops adequately equipped and properly maintained?	Yes, fully	3
		Yes, partly	37
		No	22
			0
7	Were you provided training in Library use?	Yes	17
		No	45
			0
			0
8	To what extent were you provided with Computer Internet facilities on Campus/Department?	Excellent	18
		Adequate	39
		Inadequate	4
		None	1
9	To what extent were you provided with sports facilities on campus?	Excellent	20
		Adequate	22
		Inadequate	8
		None	12
10	Is the internal assessment system conducive to regular work ?	regular work	3
		understanding the course	59
		early discovery of difficulties	0
		interaction with the teacher	0
11	Is the internal assessment system conducive to understanding the course ?	Yes	3
		No	59
			0
			0
12	Is the internal assessment system conducive to early discovery of difficulties	Yes	15
		No	47
			0
			0
13	Is the internal assessment system conducive to interaction with the teacher?	Yes	4
		No	58
			0
			0

Q_No	Question_description	Options	Response
14	Did the Department have provision to take case of grievances?	Yes	13
		No	49
			0
15	At the end of the programme of study you came out	the same as before	36
		better informed and skilled	1
		more enthusiastic for further study	8
		less enthusiastic for further study	13
16	When you meet students who have taken a similar programme at other institutions do you feel?	Inferior	11
		superior	3
		equal	17
		can't say	26
17	How do you rate the student-teacher relationship in your department?	very good	18
		good	10
		satisfactory	29
		unsatisfactory	0
18	How do you find the institution's administrative offices?	very helpful	28
		helpful	6
		indifferent	23
		cumbersome	0
19	Are you satisfied with the hostel facilities?	good	5
		good but inadequate	30
		unsatisfactory	14
		bad	7
20	How do you rate the facilities at the Heath Centre?	good	36
		good but inadequate	16
		unsatisfactory	4
		bad	0
21	Are the health facilities available on time?	Yes	7
		No	48
			0
22	Did you participate in any of the extracurricular activities of the department/institution?	always	34
		often	4
		sometimes	3
		never	14
23	Has your time at the University been intellectually enriching?	Yes	26
		mostly	4
		marginally	24
		no	1
24	After having completed the present course what is your reaction about - Teacher	Proudly	1
		Indifferently	12
		Negatively	1
		Humorously	40
25	After having completed the present course what is your reaction about -Department	Proudly	17
		Indifferently	38
		Negatively	0
		Humorously	0
26	After having completed the present course what is your reaction about -Non Teaching Staff	Proudly	2
		Indifferently	11
		Negatively	4
		Humorously	38
27	After having completed the present course what is your reaction about -Institution	Proudly	8
		Indifferently	3
		Negatively	43

Q_No	Question_description	Options	Response
28	Have you made any friendships during the course which you expect will last long?	Humorously	0
		many	4
		some	32
		a few	7
29	What is your opinion about the SET/NET coaching organized by your Department?	none	13
		Most useful	28
		Useful	21
		of no use	7
30	What is your opinion about the Department Study Tour?	Not applicable	0
		Educational	24
		Entertaining	28
		Educational & Entertaining	4
31	How do you find the Departmental Climate?	Not applicable	0
		Healthy	31
		Satisfactory	2
		Unsatisfactory	21
32	Have you benefited from the Work on Demand of the University?	Poor	2
		Very useful	6
		Useful but obstacle in way of Studies	3
		Facilities were insufficient	12
33	Are you satisfied with the Banking facilities?	Not Applicable	34
		Most useful	18
		Useful	10
		No use	6
34	Are you satisfied with the Postal facilities?	Not applicable	22
		Most useful	21
		Useful	9
		No use	7
35	Are you satisfied with the canteen facilities?	Not applicable	19
		Most useful	18
		Useful	3
		No use	4
		Not applicable	31



Solapur University, Solapur

School of Physical Sciences

**Online Feedback Reports
For Odd Semesters**

- 1 – Student Feedback on Courses
- 2 – Student Feedback on Teachers
- 3 – Student General Feedback

For the Academic Year
2018-19

Procedure adopted for analysis of student feedback

The student feedback was obtained online using Google forms. Institutional email IDs were provided to every student for their use. The web links for the online forms were sent to each and every student and these links were activated at the time of obtaining the online feedback. The faculties from other departments were engaged in collecting the feedback from the students. Average values are used for the analysis purpose. Graphs are drawn to show the overall performance.

Form – 1

Student Feedback on Course for the academic year 2018–19

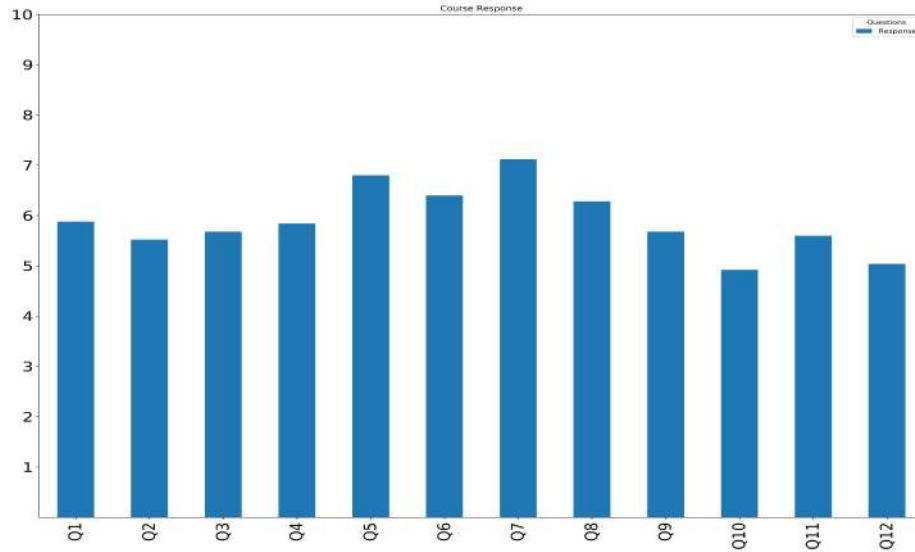
Following is the list of questions:

- Question 1: Learning value (in terms of skills, concepts, knowledge, analytical abilities, or broadening perspective)
- Question 2: Applicability/relevance to real life situations
- Question 3: Depth of course content
- Question 4: Extent of coverage of course
- Question 5: Internal assessment procedure
- Question 6: Clarity and relevance of reading material
- Question 7: Availability of library material
- Question 8: Extent of effort required by students
- Question 9: Relevance/learning value of project/report
- Question 10: Placement value
- Question 11: Conception clarity
- Question 12: Fairness of evaluation

Feedback was obtained from 1 to 10, 1 for poor performance and 10 for Very good performance.

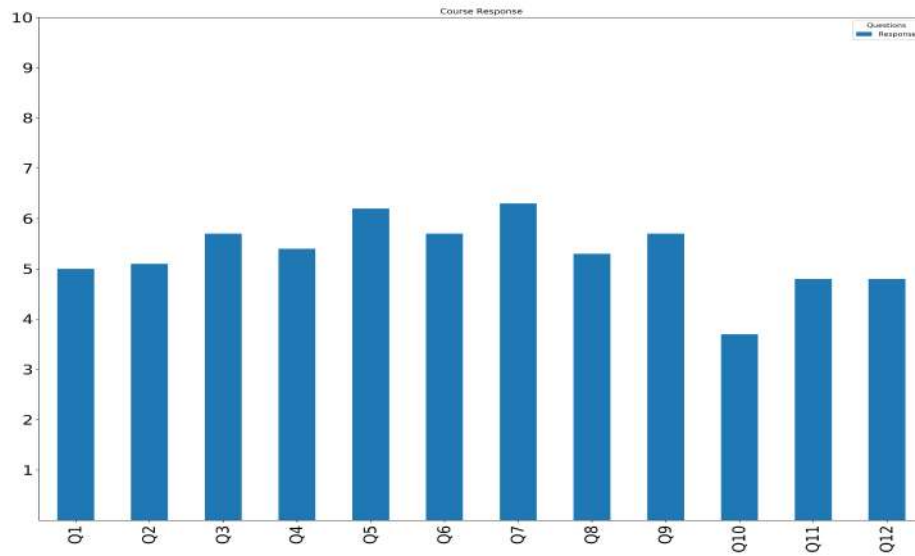
Department:Applied Electronics **Semester:**Semester I **Year I** **Respondents:**[25]

Questions	Q1	Q2	Q3	Q4	Q5	Q6	Q7	Q8	Q9	Q10	Q11	Q12
Response	5.88	5.52	5.68	5.84	6.8	6.4	7.12	6.28	5.68	4.92	5.6	5.04



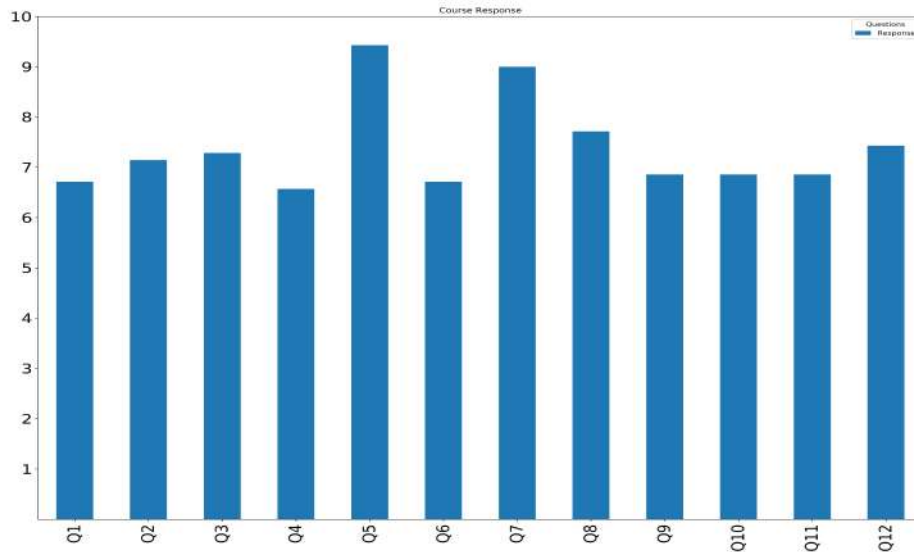
Department:Applied Electronics **Semester:**Semester III **Year II** **Respondents:**[10]

Questions	Q1	Q2	Q3	Q4	Q5	Q6	Q7	Q8	Q9	Q10	Q11	Q12
Response	5.0	5.1	5.7	5.4	6.2	5.7	6.3	5.3	5.7	3.7	4.8	4.8



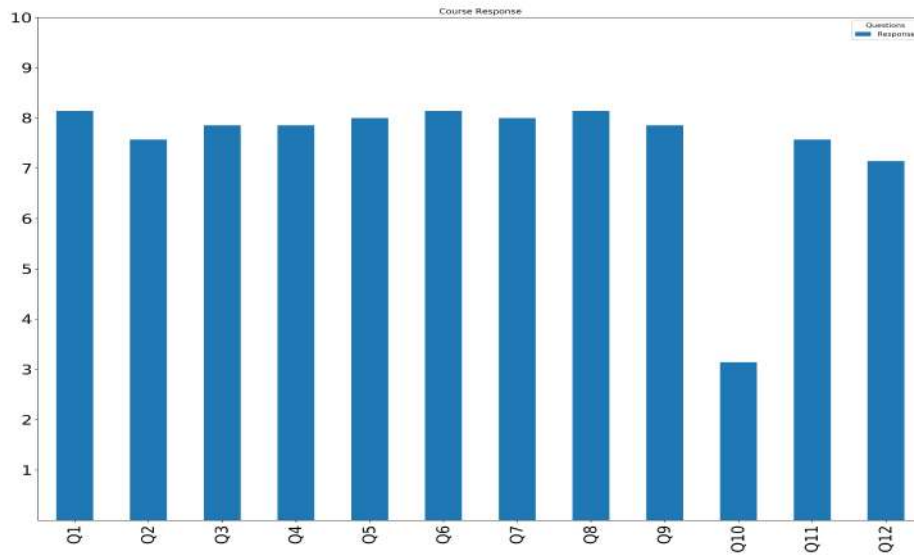
Department:Electronics Science **Semester:**Semester I **Year I Respondents:**[7]

Questions	Q1	Q2	Q3	Q4	Q5	Q6	Q7	Q8	Q9	Q10	Q11	Q12
Response	6.71	7.14	7.29	6.57	9.43	6.71	9.0	7.71	6.86	6.86	6.86	7.43



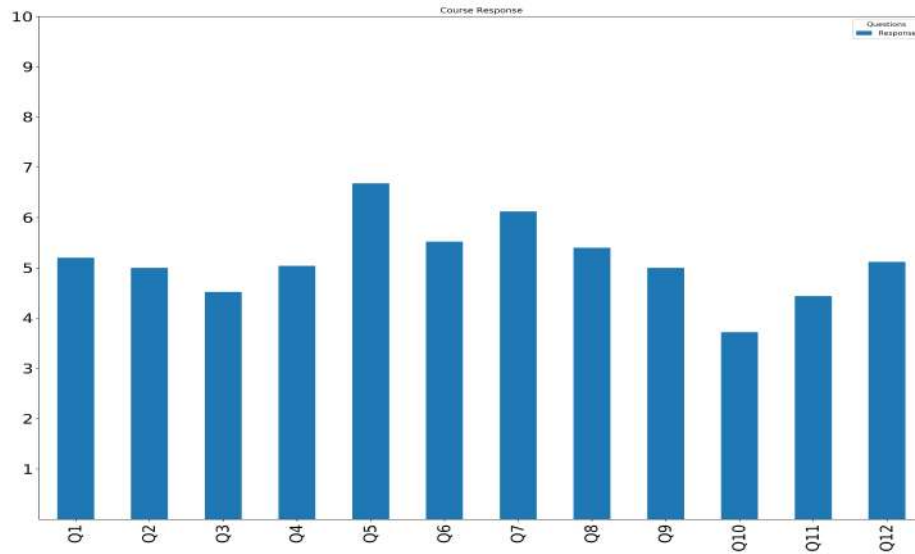
Department:Electronics Science **Semester:**Semester III **Year II Respondents:**[7]

Questions	Q1	Q2	Q3	Q4	Q5	Q6	Q7	Q8	Q9	Q10	Q11	Q12
Response	8.14	7.57	7.86	7.86	8.0	8.14	8.0	8.14	7.86	3.14	7.57	7.14



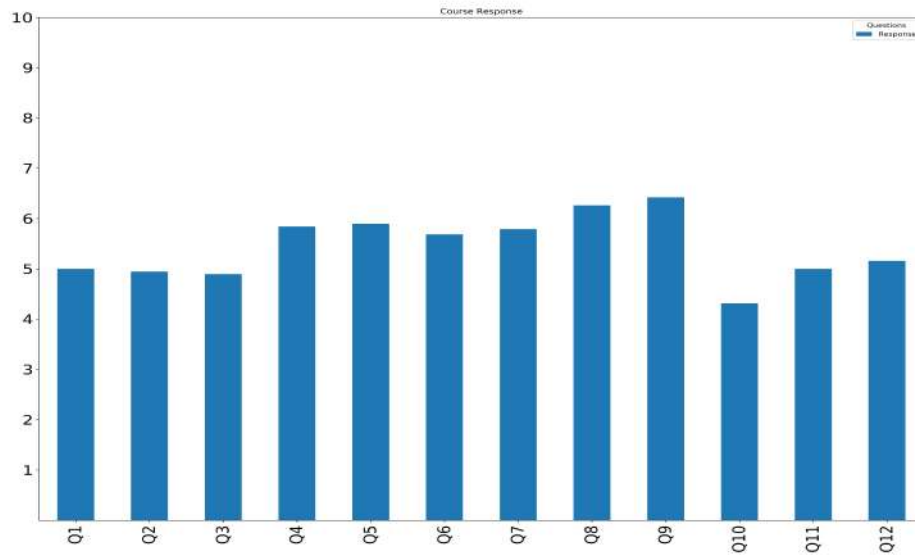
Department:Material Sciences **Semester:**Semester I **Year I Respondents:**[25]

Questions	Q1	Q2	Q3	Q4	Q5	Q6	Q7	Q8	Q9	Q10	Q11	Q12
Response	5.2	5.0	4.52	5.04	6.68	5.52	6.12	5.4	5.0	3.72	4.44	5.12



Department:Material Sciences **Semester:**Semester III **Year II Respondents:**[19]

Questions	Q1	Q2	Q3	Q4	Q5	Q6	Q7	Q8	Q9	Q10	Q11	Q12
Response	5.0	4.95	4.89	5.84	5.89	5.68	5.79	6.26	6.42	4.32	5.0	5.16



Form – 2

Student Feedback on Teachers for the academic year 2018–19

Following is the list of questions:

Question 1: Extent of teacher's class preparation

Question 2: Extent of syllabus taught in class

Question 3: Communication skills (in terms of articulation and comprehensibility)

Question 4: Interest generated by the teacher

Question 5: Ability to integrate course material with environment/other issues to provide a broader perspective

Question 6: Ability to integrate across the courses/draw upon other courses

Question 7: Accessibility of the teacher in and out of the class (includes availability of the teacher to motivate outside class discussion)

Question 8: Ability to design quiz

programs/examinations/assignments/projects to test understanding of the course

Question 9: Provision of sufficient timely feedback

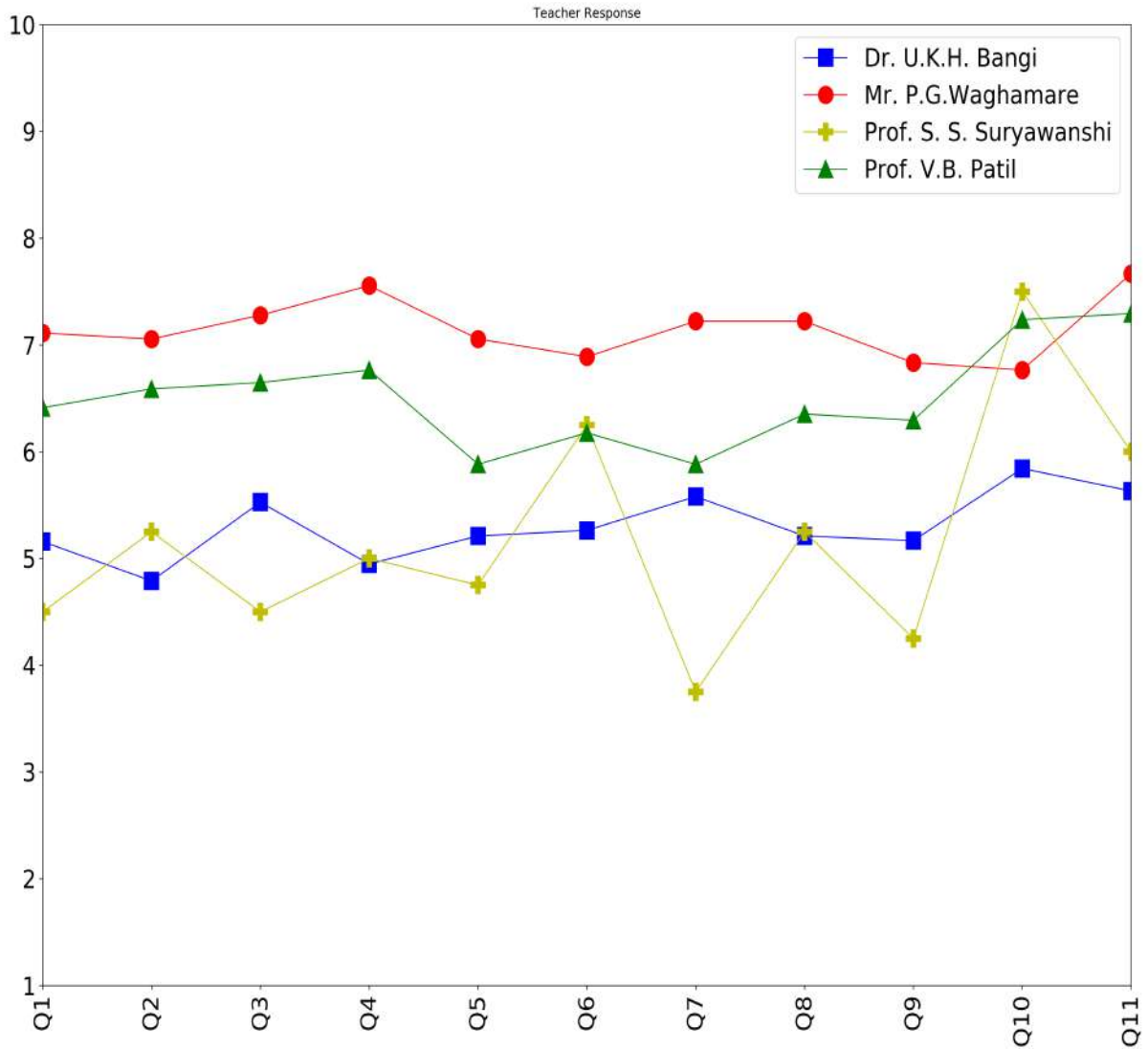
Question 10: Knowledge base of the teacher (as perceived by you)

Question 11: Sincerity/commitment of the teacher

Feedback was obtained from 1 to 10, 1 for poor performance and 10 for Very good performance.

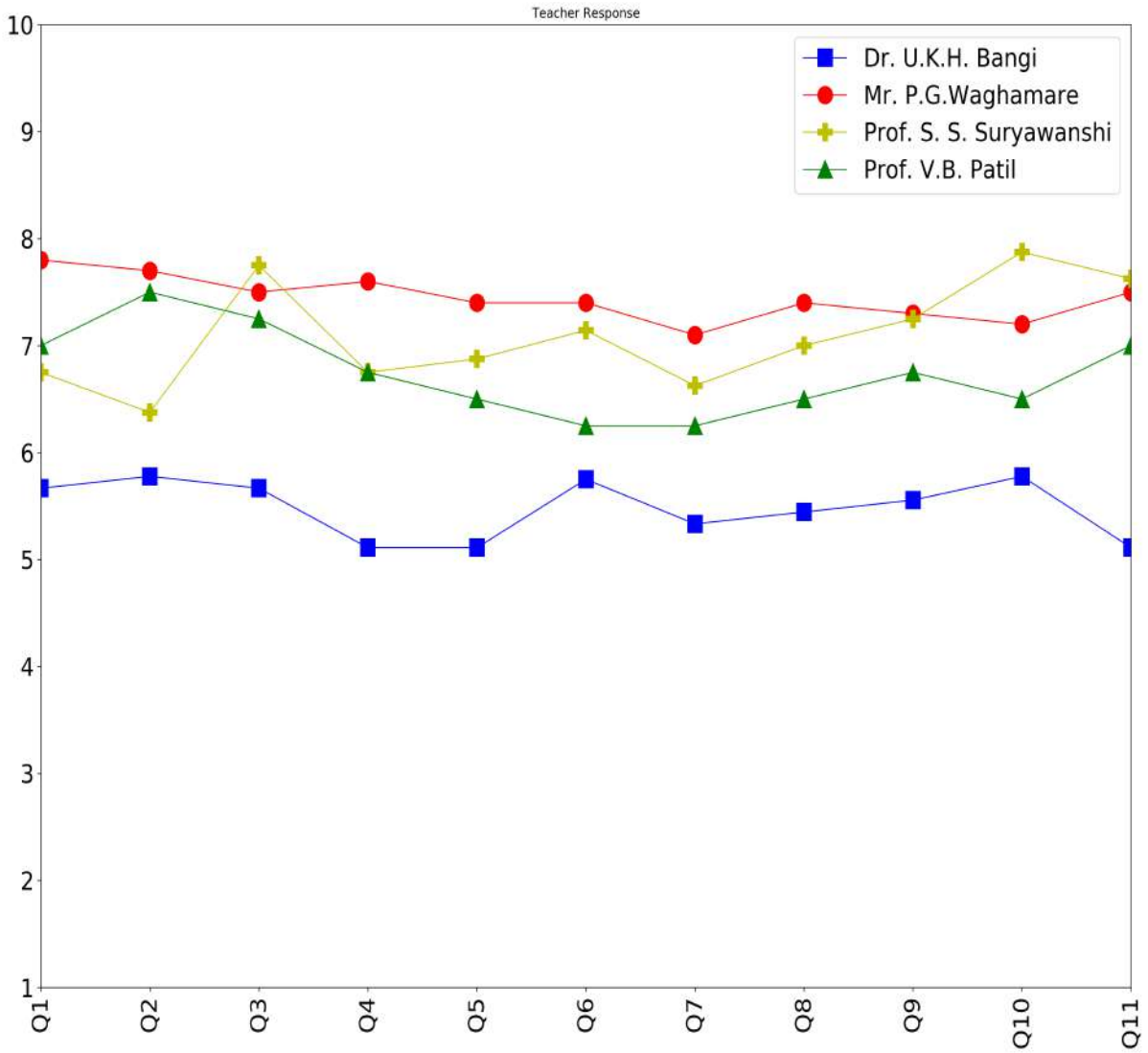
Department:Applied Electronics Semester:Semester I Year I

Teacher name	Respondents	Q1	Q2	Q3	Q4	Q5	Q6	Q7	Q8	Q9	Q10	Q11
Dr. U.K.H. Bangi	19	5.16	4.79	5.53	4.95	5.21	5.26	5.58	5.21	5.17	5.84	5.63
Mr. P.G.Waghamare	18	7.11	7.06	7.28	7.56	7.06	6.89	7.22	7.22	6.83	6.76	7.67
Prof. S. S. Suryawanshi	4	4.50	5.25	4.50	5.00	4.75	6.25	3.75	5.25	4.25	7.50	6.00
Prof. V.B. Patil	17	6.41	6.59	6.65	6.76	5.88	6.18	5.88	6.35	6.29	7.24	7.29



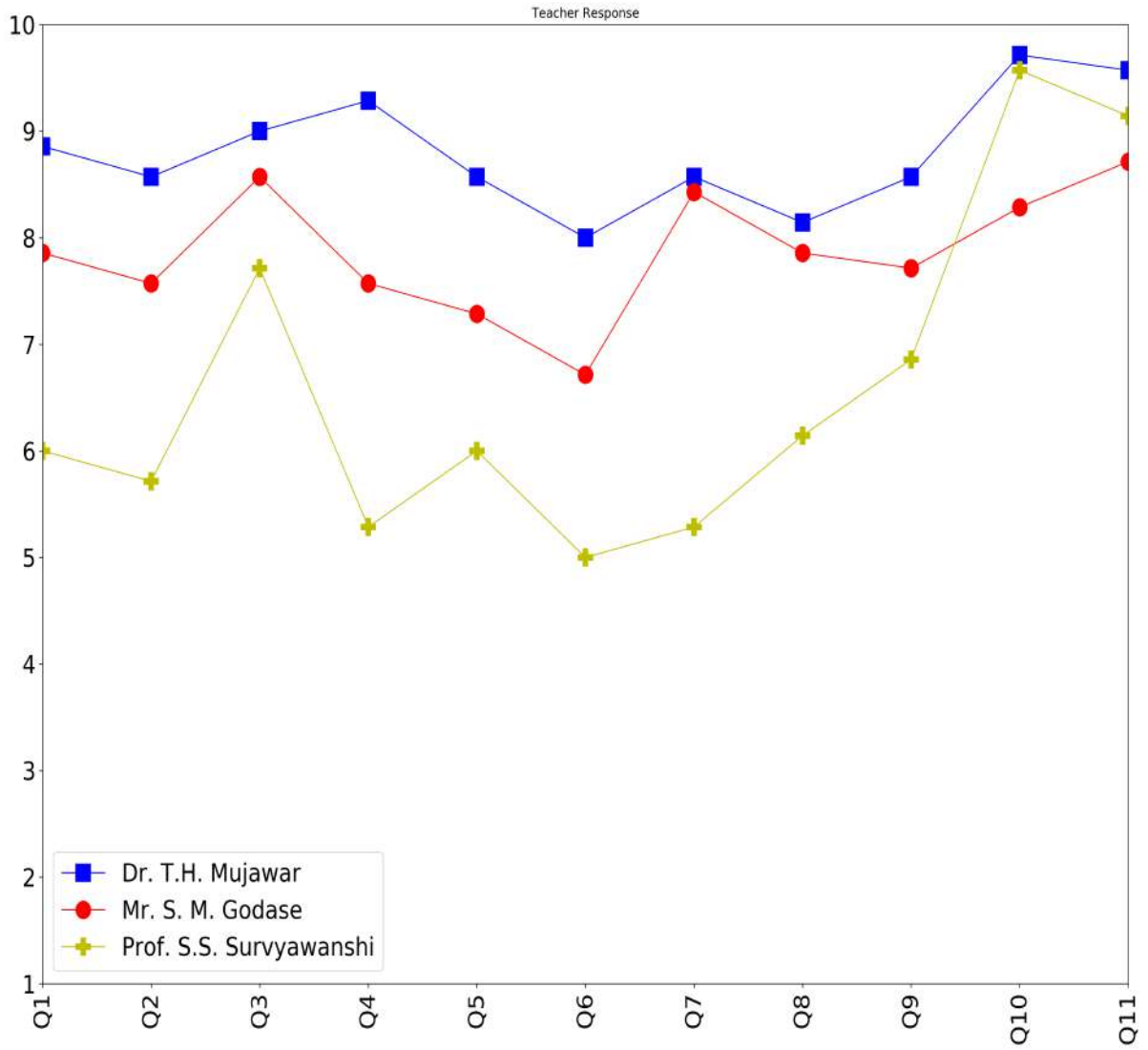
Department:Applied Electronics Semester:Semester III Year II

Teacher name	Respondents	Q1	Q2	Q3	Q4	Q5	Q6	Q7	Q8	Q9	Q10	Q11
Dr. U.K.H. Bangi	9	5.67	5.78	5.67	5.11	5.11	5.75	5.33	5.44	5.56	5.78	5.11
Mr. P.G.Waghamare	10	7.80	7.70	7.50	7.60	7.40	7.40	7.10	7.40	7.30	7.20	7.50
Prof. S. S. Suryawanshi	8	6.75	6.38	7.75	6.75	6.88	7.14	6.62	7.00	7.25	7.88	7.62
Prof. V.B. Patil	4	7.00	7.50	7.25	6.75	6.50	6.25	6.25	6.50	6.75	6.50	7.00



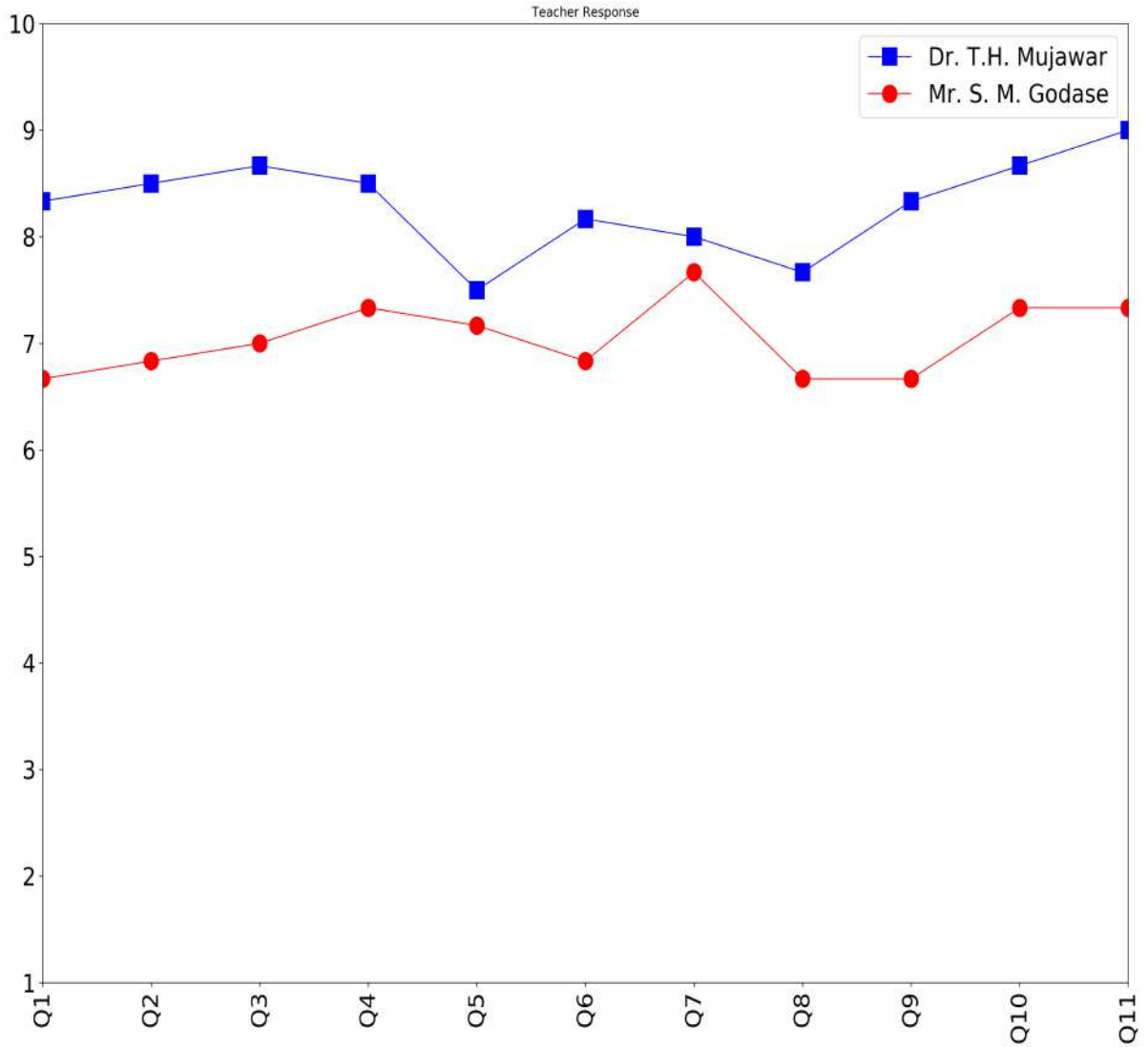
Department:Electronics Science Semester:Semester I Year I

Teacher name	Respondents	Q1	Q2	Q3	Q4	Q5	Q6	Q7	Q8	Q9	Q10	Q11
Dr. T.H. Mujawar	7	8.86	8.57	9.00	9.29	8.57	8.00	8.57	8.14	8.57	9.71	9.57
Mr. S. M. Godase	7	7.86	7.57	8.57	7.57	7.29	6.71	8.43	7.86	7.71	8.29	8.71
Prof. S.S. Survyawanshi	7	6.00	5.71	7.71	5.29	6.00	5.00	5.29	6.14	6.86	9.57	9.14



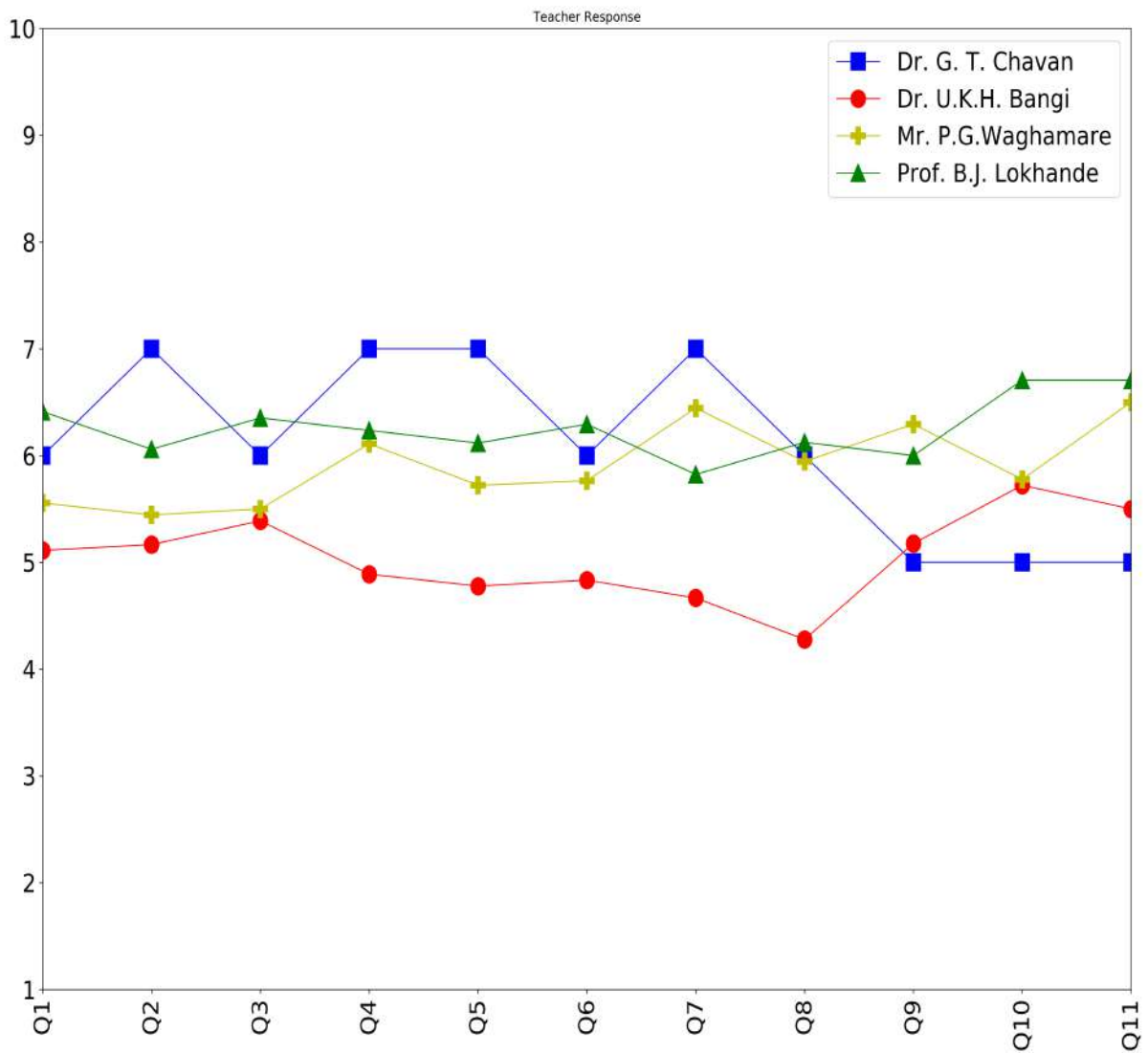
Department:Electronics Science Semester:Semester III Year II

Teacher name	Respondents	Q1	Q2	Q3	Q4	Q5	Q6	Q7	Q8	Q9	Q10	Q11
Dr. T.H. Mujawar	6	8.33	8.50	8.67	8.50	7.50	8.17	8.00	7.67	8.33	8.67	9.00
Mr. S. M. Godase	6	6.67	6.83	7.00	7.33	7.17	6.83	7.67	6.67	6.67	7.33	7.33



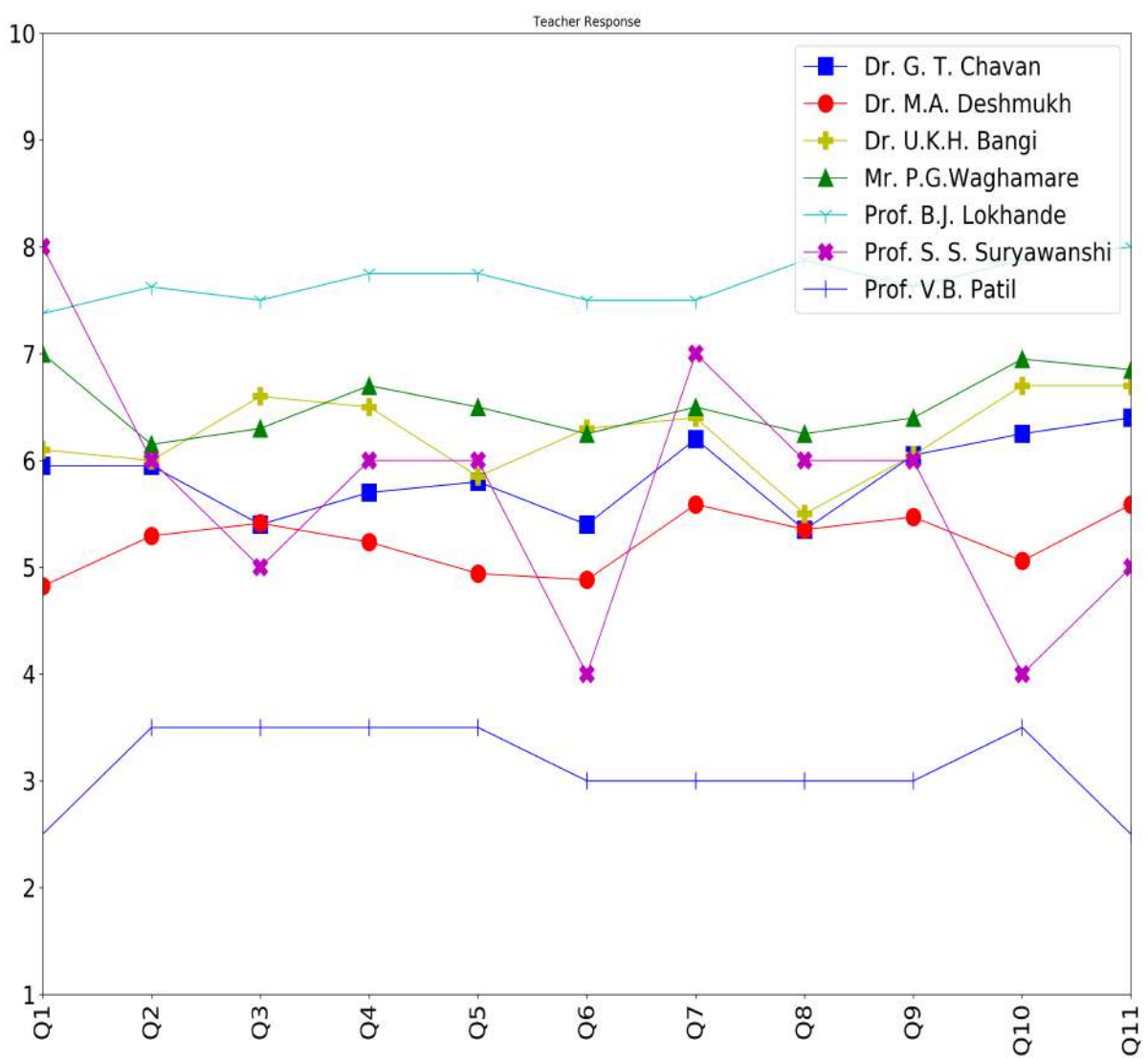
Department:Material Science Semester:Semester I Year I

Teacher name	Respondents	Q1	Q2	Q3	Q4	Q5	Q6	Q7	Q8	Q9	Q10	Q11
Dr. G. T. Chavan	1	6.00	7.00	6.00	7.00	7.00	6.00	7.00	6.00	5.00	5.00	5.00
Dr. U.K.H. Bangi	18	5.11	5.17	5.39	4.89	4.78	4.83	4.67	4.28	5.18	5.72	5.50
Mr. P.G.Waghamare	18	5.56	5.44	5.50	6.11	5.72	5.76	6.44	5.94	6.29	5.78	6.50
Prof. B.J. Lokhande	17	6.41	6.06	6.35	6.24	6.12	6.29	5.82	6.12	6.00	6.71	6.71



Department:Material Science Semester:Semester III Year II

Teacher name	Respondents	Q1	Q2	Q3	Q4	Q5	Q6	Q7	Q8	Q9	Q10	Q11
Dr. G. T. Chavan	20	5.95	5.95	5.40	5.70	5.80	5.40	6.20	5.35	6.05	6.25	6.40
Dr. M.A. Deshmukh	17	4.82	5.29	5.41	5.24	4.94	4.88	5.59	5.35	5.47	5.06	5.59
Dr. U.K.H. Bangi	20	6.10	6.00	6.60	6.50	5.85	6.30	6.40	5.50	6.05	6.70	6.70
Mr. P.G.Waghamare	20	7.00	6.15	6.30	6.70	6.50	6.25	6.50	6.25	6.40	6.95	6.85
Prof. B.J. Lokhande	8	7.38	7.62	7.50	7.75	7.75	7.50	7.50	7.88	7.62	7.88	8.00
Prof. S. S. Suryawanshi	1	8.00	6.00	5.00	6.00	6.00	4.00	7.00	6.00	6.00	4.00	5.00
Prof. V.B. Patil	2	2.50	3.50	3.50	3.50	3.50	3.00	3.00	3.00	3.00	3.50	2.50



Form – 3

Student General Feedback for the academic year 2018-19

Q_No	Question description	Options	Response
1	In case no optional courses were available, would you have liked to have some other?	Yes	25
		No	50
			0
			0
2	Was it possible to take a course in other departments?	Yes	45
		No	30
			0
			0
3	If, yes did you benefit from the interdisciplinary study?	Yes	34
		No	37
			0
			0
4	If not, would you have liked to do interdisciplinary course?	Yes	27
		No	47
			0
			0
5	Was the practical/ workshop component of your courses sequenced integrally with theory classes?	Yes	14
		No	61
			0
			0
6	Were the laboratories/workshops adequately equipped and properly maintained?	Yes, fully	4
		Yes, partly	31
		No	40
			0
7	Were you provided training in Library use?	Yes	36
		No	39
			0
			0
8	To what extent were you provided with Computer Internet facilities on Campus/Department?	Excellent	27
		Adequate	44
		Inadequate	4
		None	0
9	To what extent were you provided with sports facilities on campus?	Excellent	25
		Adequate	6
		Inadequate	17
		None	27
10	Is the internal assessment system conducive to regular work ?	regular work	7
		understanding the course	68
		early discovery of difficulties	0
		interaction with the teacher	0
11	Is the internal assessment system conducive to understanding the course ?	Yes	12
		No	63
			0
			0
12	Is the internal assessment system conducive to early discovery of difficulties	Yes	30
		No	45
			0
			0
13	Is the internal assessment system conducive to interaction with the teacher?	Yes	17
		No	58
			0
			0

Q_No	Question_description	Options	Response
14	Did the Department have provision to take case of grievances?	Yes	29
		No	46
			0
15	At the end of the programme of study you came out	the same as before	44
		better informed and skilled	6
		more enthusiastic for further study	14
		less enthusiastic for further study	10
16	When you meet students who have taken a similar programme at other institutions do you feel?	Inferior	16
		superior	14
		equal	23
		can't say	22
17	How do you rate the student-teacher relationship in your department?	very good	32
		good	18
		satisfactory	5
		unsatisfactory	20
18	How do you find the institution's administrative offices?	very helpful	1
		helpful	50
		indifferent	14
		cumbersome	10
19	Are you satisfied with the hostel facilities?	good	8
		good but inadequate	24
		unsatisfactory	25
		bad	18
20	How do you rate the facilities at the Heath Centre?	good	1
		good but inadequate	25
		unsatisfactory	35
		bad	14
21	Are the health facilities available on time?	Yes	24
		No	51
			0
22	Did you participate in any of the extracurricular activities of the department/institution?	always	19
		often	8
		sometimes	10
		never	38
23	Has your time at the University been intellectually enriching?	Yes	21
		mostly	15
		marginally	34
		no	5
24	After having completed the present course what is your reaction about - Teacher	Proudly	4
		Indifferently	17
		Negatively	8
		Humorously	46
25	After having completed the present course what is your reaction about -Department	Proudly	5
		Indifferently	27
		Negatively	2
		Humorously	41
26	After having completed the present course what is your reaction about -Non Teaching Staff	Proudly	4
		Indifferently	17
		Negatively	6
		Humorously	48
27	After having completed the present course what is your reaction about -Institution	Proudly	5
		Indifferently	23
		Negatively	7

Q_No	Question_description	Options	Response
		Humorously	39
28	Have you made any friendships during the course which you expect will last long?	many	12
		some	33
		a few	4
		none	26
29	What is your opinion about the SET/NET coaching organized by your Department?	Most useful	16
		Useful	14
		of no use	35
		Not applicable	10
30	What is your opinion about the Department Study Tour?	Educational	22
		Entertaining	18
		Educational & Entertaining	5
		Not applicable	30
31	How do you find the Departmental Climate?	Healthy	22
		Satisfactory	4
		Unsatisfactory	44
		Poor	5
32	Have you benefited from the Work on Demand of the University?	Very useful	20
		Useful but obstacle in way of Studies	4
		Facilities were insufficient	26
		Not Applicable	25
33	Are you satisfied with the Banking facilities?	Most useful	7
		Useful	21
		No use	12
		Not applicable	34
34	Are you satisfied with the Postal facilities?	Most useful	11
		Useful	24
		No use	5
		Not applicable	35
35	Are you satisfied with the canteen facilities?	Most useful	14
		Useful	8
		No use	5
		Not applicable	48



Solapur University, Solapur

School of Social Sciences

**Online Feedback Reports
For Odd Semesters**

- 1 – Student Feedback on Courses
- 2 – Student Feedback on Teachers
- 3 – Student General Feedback

For the Academic Year
2018-19

Procedure adopted for analysis of student feedback

The student feedback was obtained online using Google forms. Institutional email IDs were provided to every student for their use. The web links for the online forms were sent to each and every student and these links were activated at the time of obtaining the online feedback. The faculties from other departments were engaged in collecting the feedback from the students. Average values are used for the analysis purpose. Graphs are drawn to show the overall performance.

Form – 1

Student Feedback on Course for the academic year 2018–19

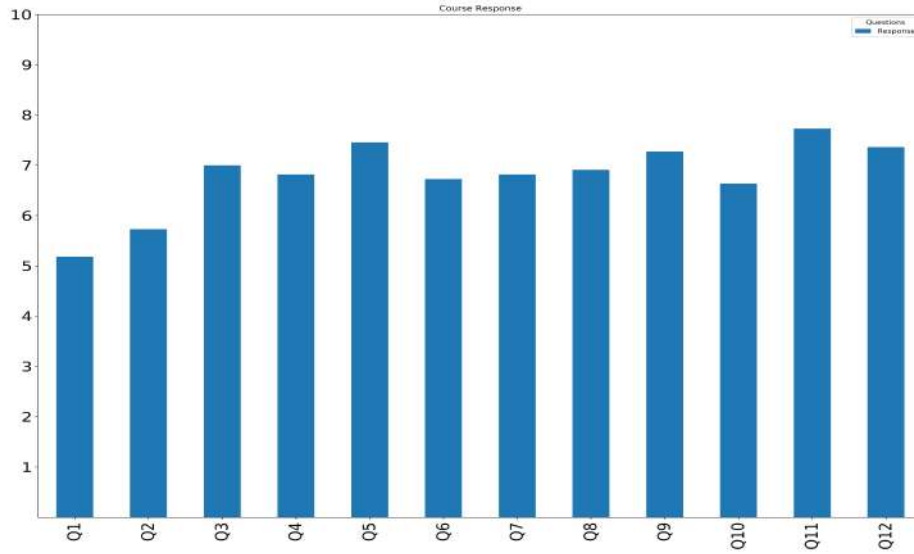
Following is the list of questions:

- Question 1: Learning value (in terms of skills, concepts, knowledge, analytical abilities, or broadening perspective)
- Question 2: Applicability/relevance to real life situations
- Question 3: Depth of course content
- Question 4: Extent of coverage of course
- Question 5: Internal assessment procedure
- Question 6: Clarity and relevance of reading material
- Question 7: Availability of library material
- Question 8: Extent of effort required by students
- Question 9: Relevance/learning value of project/report
- Question 10: Placement value
- Question 11: Conception clarity
- Question 12: Fairness of evaluation

Feedback was obtained from 1 to 10, 1 for poor performance and 10 for Very good performance.

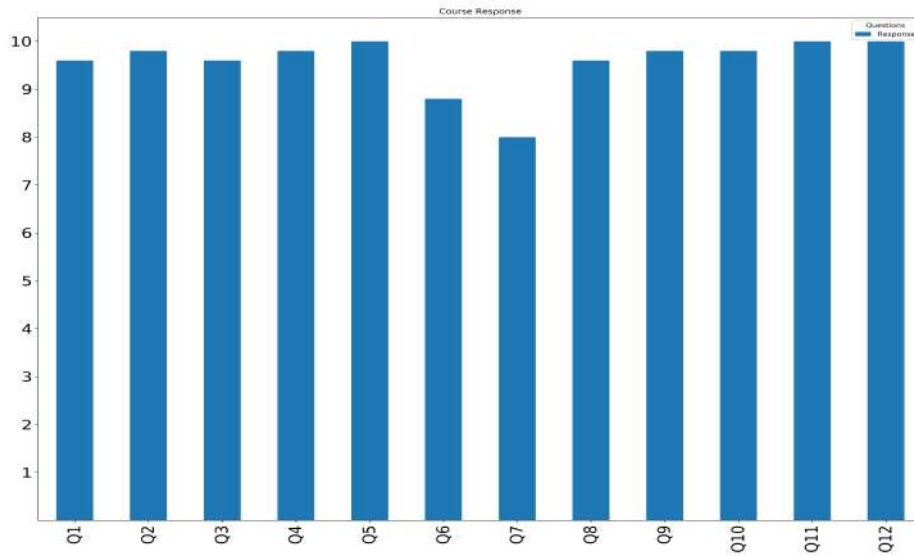
Department:AIHC & A Semester:Semester I Year I Respondents:[11]

Questions	Q1	Q2	Q3	Q4	Q5	Q6	Q7	Q8	Q9	Q10	Q11	Q12
Response	5.18	5.73	7.0	6.82	7.45	6.73	6.82	6.91	7.27	6.64	7.73	7.36



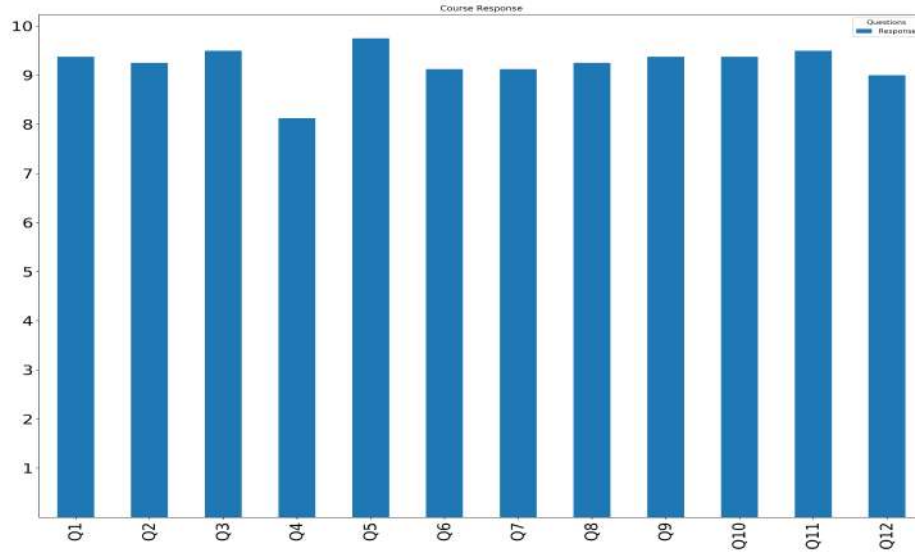
Department:AIHC & A Semester:Semester III Year II Respondents:[5]

Questions	Q1	Q2	Q3	Q4	Q5	Q6	Q7	Q8	Q9	Q10	Q11	Q12
Response	9.6	9.8	9.6	9.8	10.0	8.8	8.0	9.6	9.8	9.8	10.0	10.0



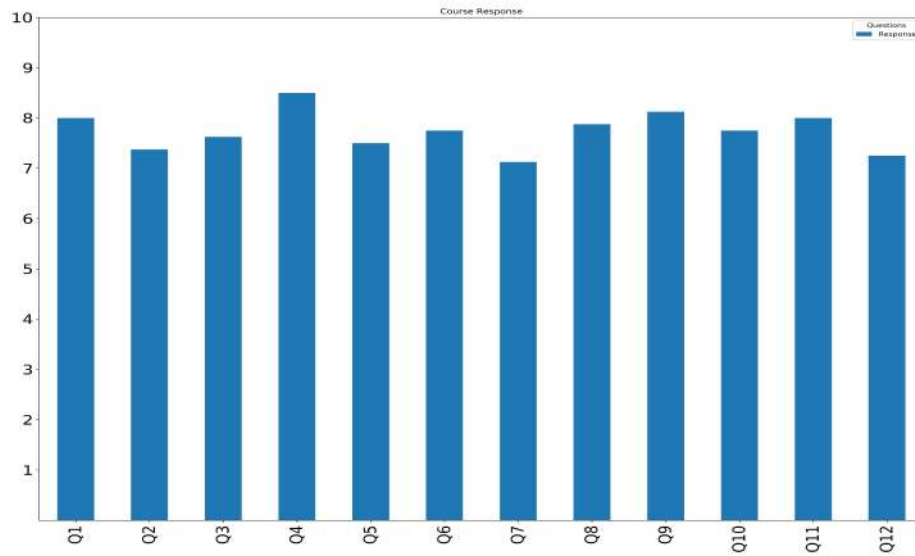
Department: Economics Semester: Semester I Year I Respondents: [8]

Questions	Q1	Q2	Q3	Q4	Q5	Q6	Q7	Q8	Q9	Q10	Q11	Q12
Response	9.38	9.25	9.5	8.12	9.75	9.12	9.12	9.25	9.38	9.38	9.5	9.0



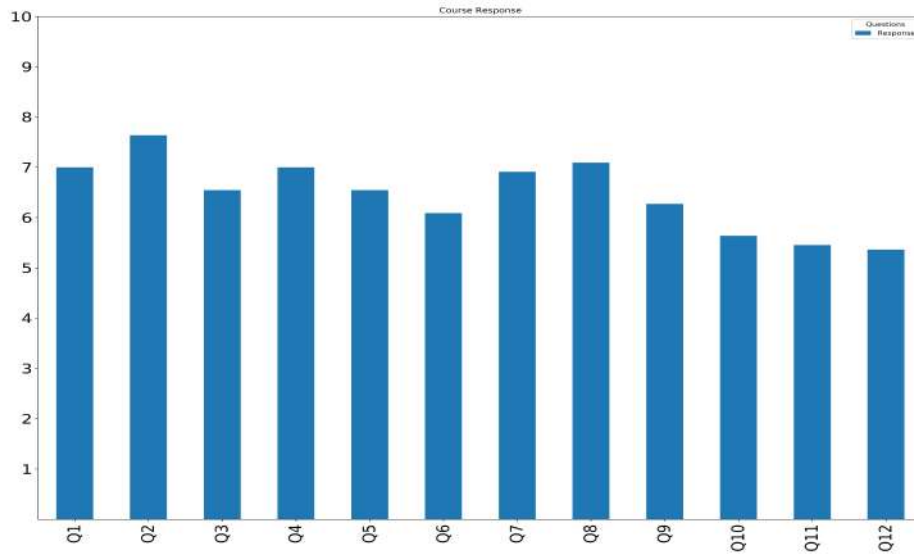
Department: Economics Semester: Semester III Year II Respondents: [8]

Questions	Q1	Q2	Q3	Q4	Q5	Q6	Q7	Q8	Q9	Q10	Q11	Q12
Response	8.0	7.38	7.62	8.5	7.5	7.75	7.12	7.88	8.12	7.75	8.0	7.25



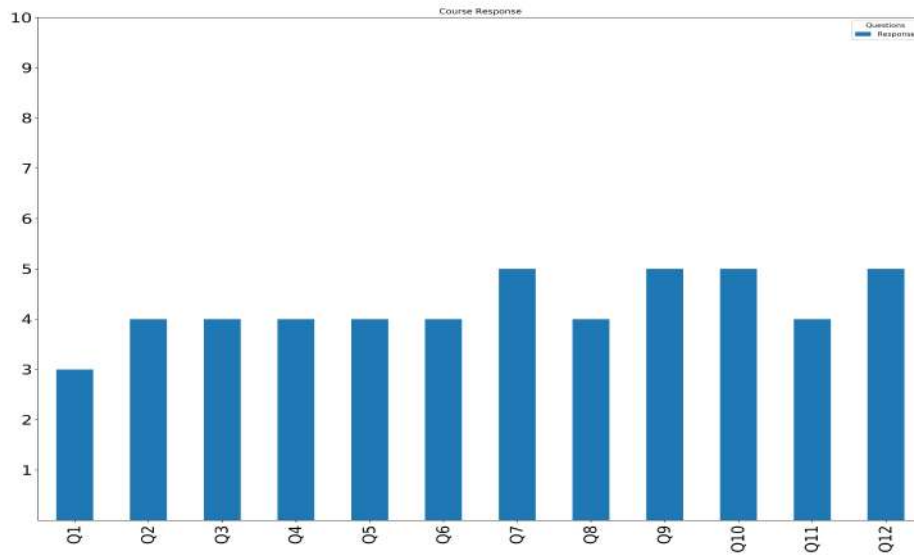
Department:Mass Communication Semester:Semester I Year I Respondents:[11]

Questions	Q1	Q2	Q3	Q4	Q5	Q6	Q7	Q8	Q9	Q10	Q11	Q12
Response	7.0	7.64	6.55	7.0	6.55	6.09	6.91	7.09	6.27	5.64	5.45	5.36



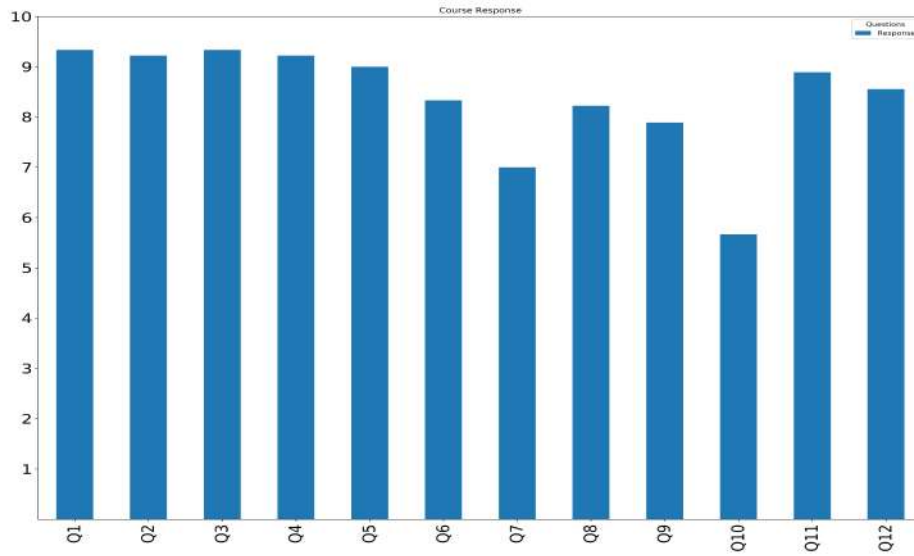
Department:Mass Communication Semester:Semester III Year II Respondents:[1]

Questions	Q1	Q2	Q3	Q4	Q5	Q6	Q7	Q8	Q9	Q10	Q11	Q12
Response	3.0	4.0	4.0	4.0	4.0	4.0	5.0	4.0	5.0	5.0	4.0	5.0



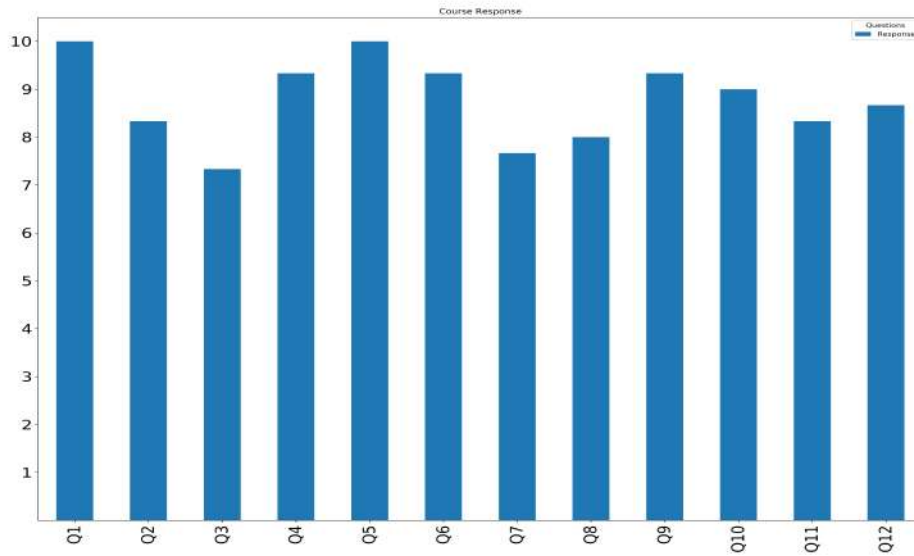
Department:Rural Development **Semester:**Semester I **Year I** **Respondents:**[9]

Questions	Q1	Q2	Q3	Q4	Q5	Q6	Q7	Q8	Q9	Q10	Q11	Q12
Response	9.33	9.22	9.33	9.22	9.0	8.33	7.0	8.22	7.89	5.67	8.89	8.56



Department:Rural Development **Semester:**Semester III **Year II** **Respondents:**[3]

Questions	Q1	Q2	Q3	Q4	Q5	Q6	Q7	Q8	Q9	Q10	Q11	Q12
Response	10.0	8.33	7.33	9.33	10.0	9.33	7.67	8.0	9.33	9.0	8.33	8.67



Form – 2

Student Feedback on Teachers for the academic year 2018–19

Following is the list of questions:

Question 1: Extent of teacher's class preparation

Question 2: Extent of syllabus taught in class

Question 3: Communication skills (in terms of articulation and comprehensibility)

Question 4: Interest generated by the teacher

Question 5: Ability to integrate course material with environment/other issues to provide a broader perspective

Question 6: Ability to integrate across the courses/draw upon other courses

Question 7: Accessibility of the teacher in and out of the class (includes availability of the teacher to motivate outside class discussion)

Question 8: Ability to design quiz

programs/examinations/assignments/projects to test understanding of the course

Question 9: Provision of sufficient timely feedback

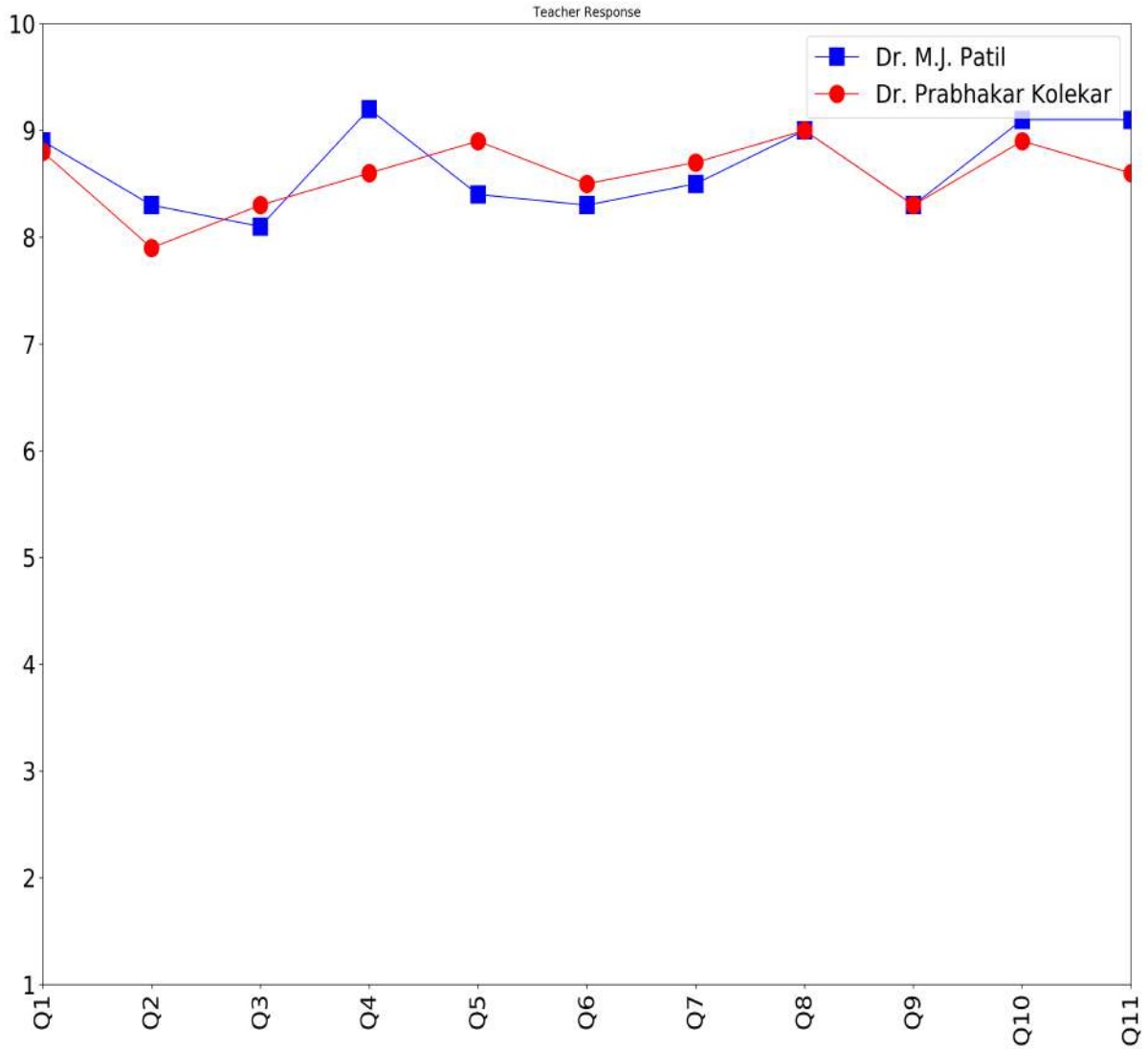
Question 10: Knowledge base of the teacher (as perceived by you)

Question 11: Sincerity/commitment of the teacher

Feedback was obtained from 1 to 10, 1 for poor performance and 10 for Very good performance.

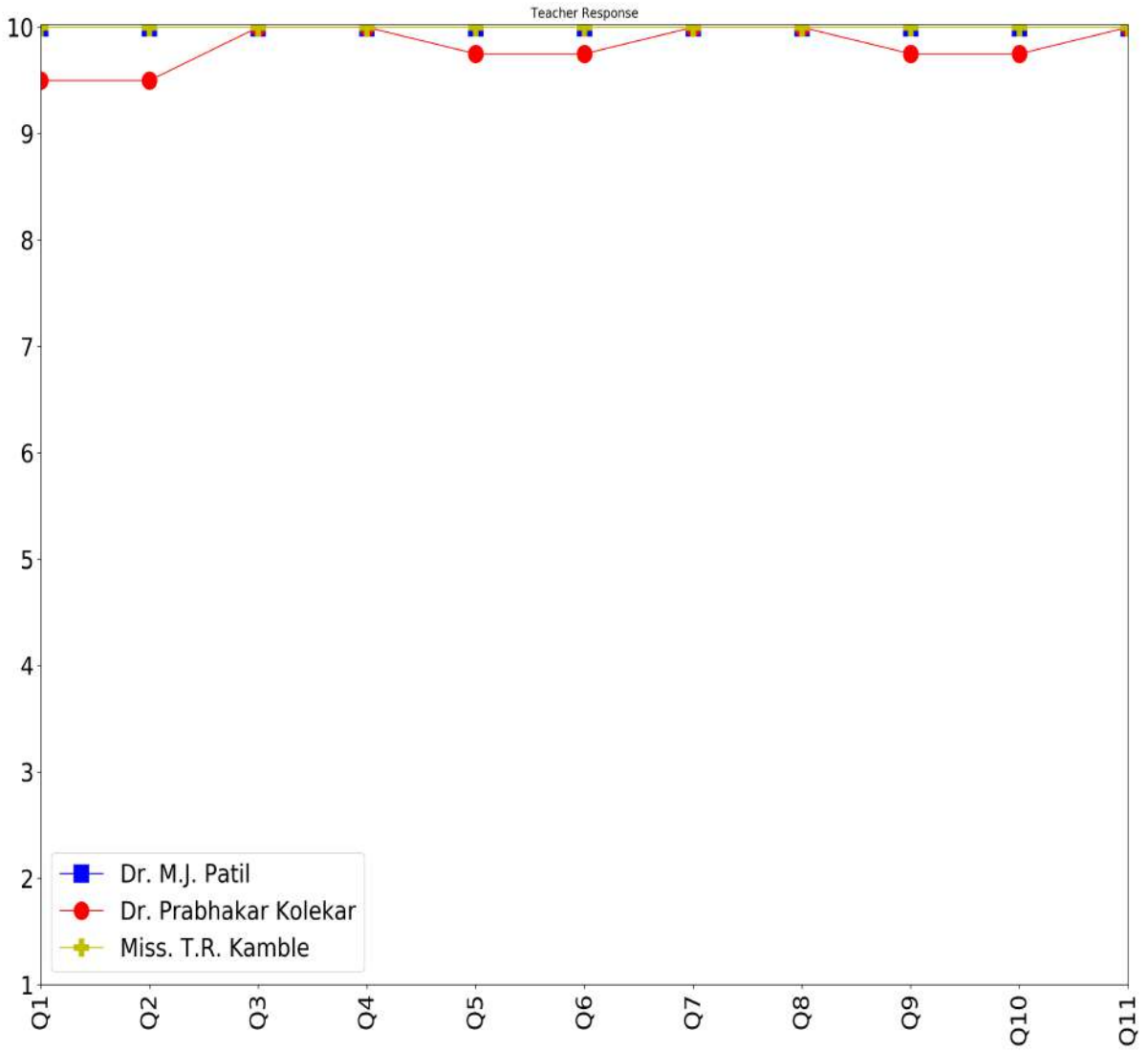
Department:AIHC & A Semester:Semester I Year I

Teacher name	Respondents	Q1	Q2	Q3	Q4	Q5	Q6	Q7	Q8	Q9	Q10	Q11
Dr. M.J. Patil	10	8.9	8.3	8.1	9.2	8.4	8.3	8.5	9.0	8.3	9.1	9.1
Dr. Prabhakar Kolekar	10	8.8	7.9	8.3	8.6	8.9	8.5	8.7	9.0	8.3	8.9	8.6



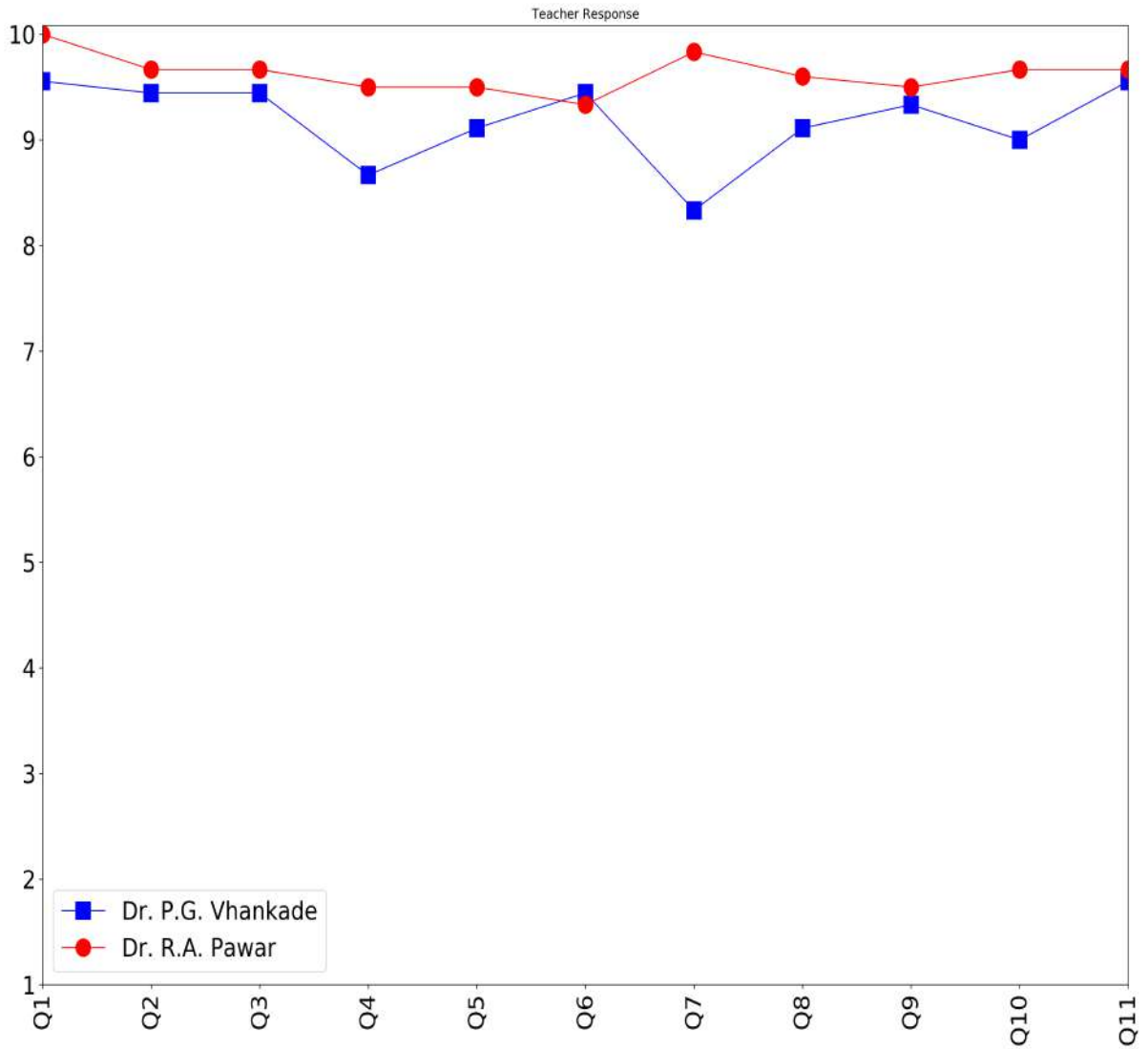
Department:AIHC & A Semester:Semester III Year II

Teacher name	Respondents	Q1	Q2	Q3	Q4	Q5	Q6	Q7	Q8	Q9	Q10	Q11
Dr. M.J. Patil	4	10.0	10.0	10.0	10.0	10.00	10.00	10.0	10.0	10.00	10.00	10.0
Dr. Prabhakar Kolekar	4	9.5	9.5	10.0	10.0	9.75	9.75	10.0	10.0	9.75	9.75	10.0
Miss. T.R. Kamble	2	10.0	10.0	10.0	10.0	10.00	10.00	10.0	10.0	10.00	10.00	10.0



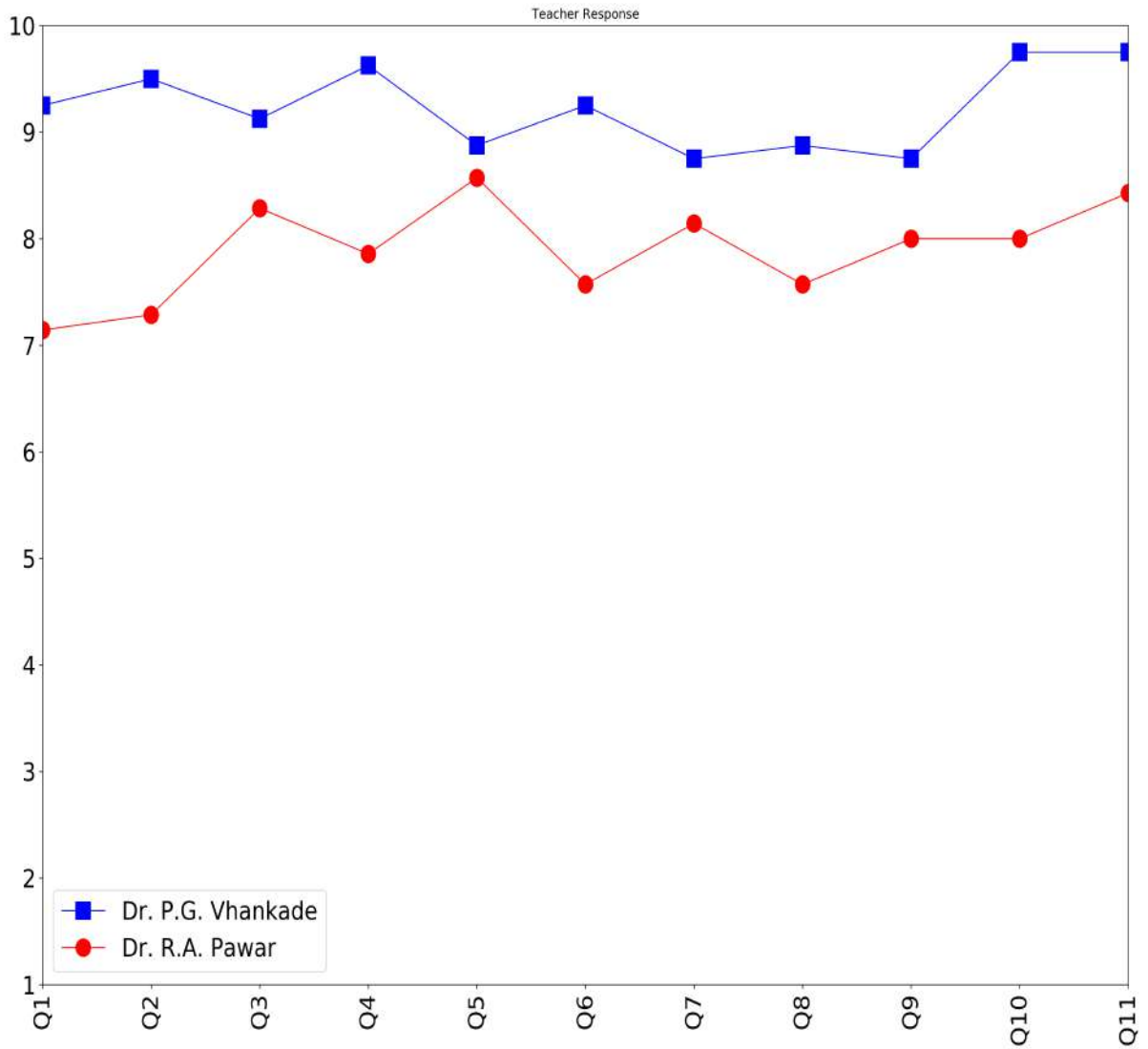
Department: Economics Semester: Semester I Year I

Teacher name	Respondents	Q1	Q2	Q3	Q4	Q5	Q6	Q7	Q8	Q9	Q10	Q11
Dr. P.G. Vhankade	9	9.56	9.44	9.44	8.67	9.11	9.44	8.33	9.11	9.33	9.00	9.56
Dr. R.A. Pawar	6	10.00	9.67	9.67	9.50	9.50	9.33	9.83	9.60	9.50	9.67	9.67



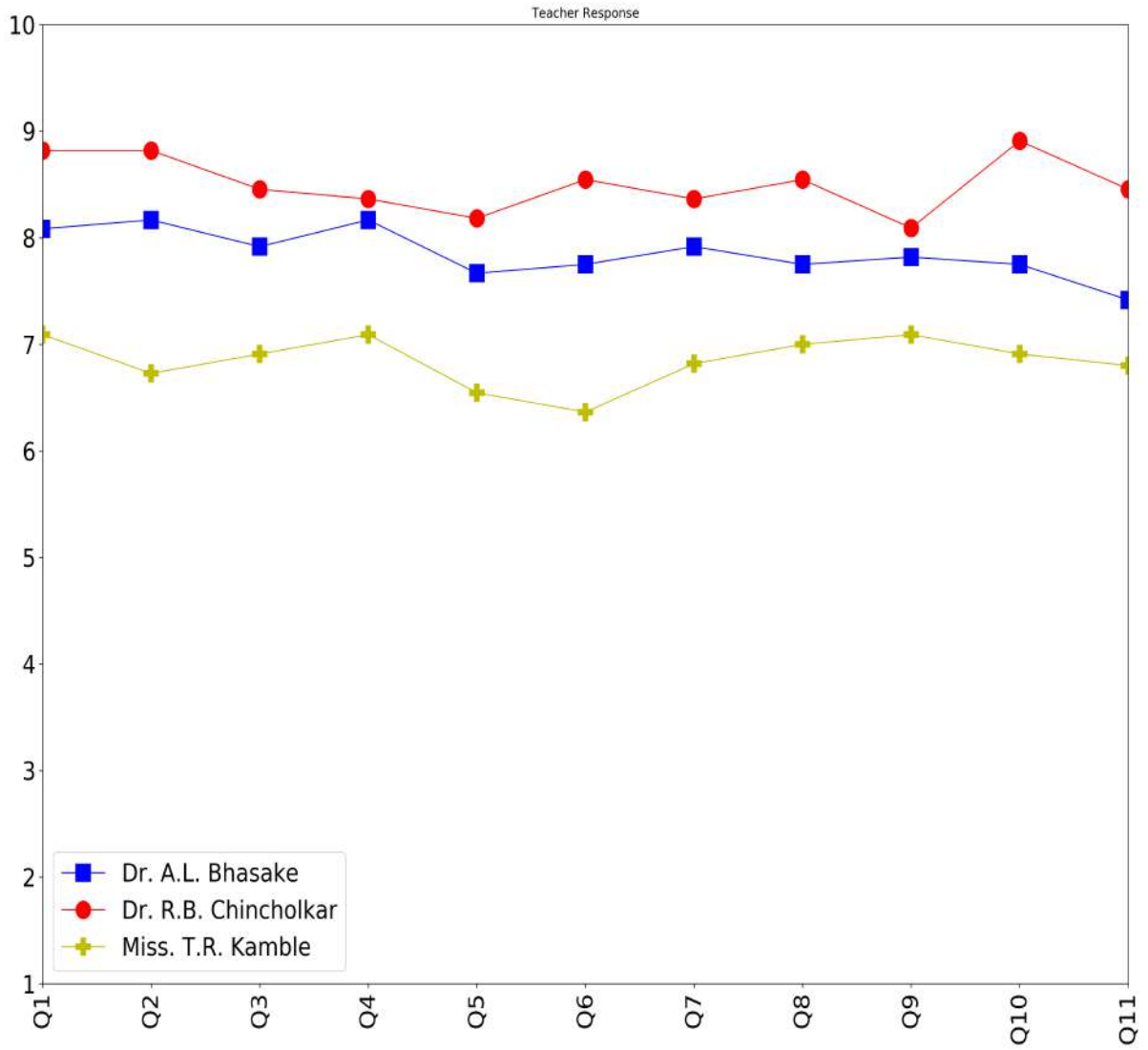
Department: Economics Semester: Semester III Year II

Teacher name	Respondents	Q1	Q2	Q3	Q4	Q5	Q6	Q7	Q8	Q9	Q10	Q11
Dr. P.G. Vhankade	8	9.25	9.50	9.12	9.62	8.88	9.25	8.75	8.88	8.75	9.75	9.75
Dr. R.A. Pawar	7	7.14	7.29	8.29	7.86	8.57	7.57	8.14	7.57	8.00	8.00	8.43



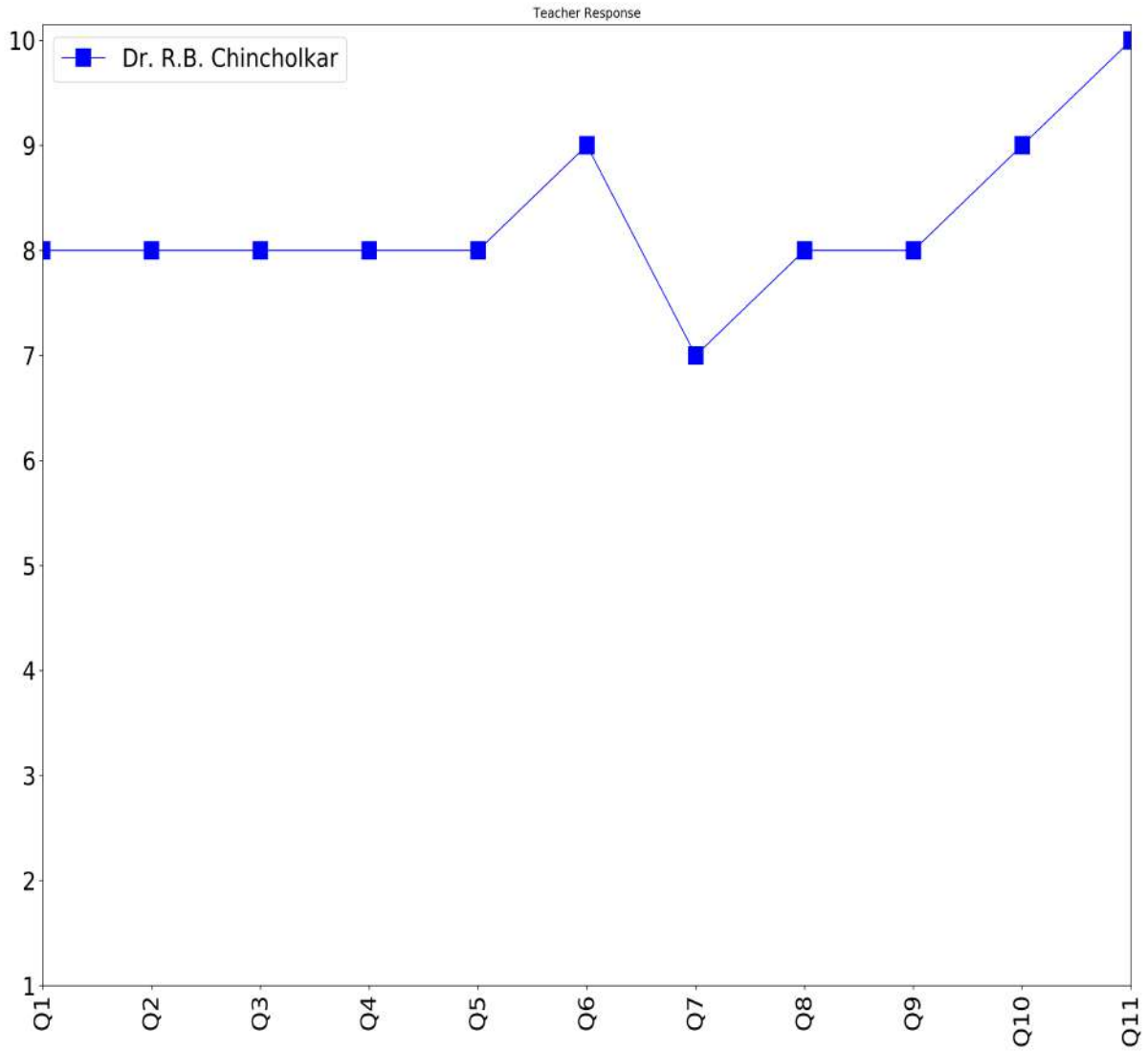
Department:Mass Communication Semester:Semester I Year I

Teacher name	Respondents	Q1	Q2	Q3	Q4	Q5	Q6	Q7	Q8	Q9	Q10	Q11
Dr. A.L. Bhasake	12	8.08	8.17	7.92	8.17	7.67	7.75	7.92	7.75	7.82	7.75	7.42
Dr. R.B. Chincholkar	11	8.82	8.82	8.45	8.36	8.18	8.55	8.36	8.55	8.09	8.91	8.45
Miss. T.R. Kamble	11	7.09	6.73	6.91	7.09	6.55	6.36	6.82	7.00	7.09	6.91	6.80



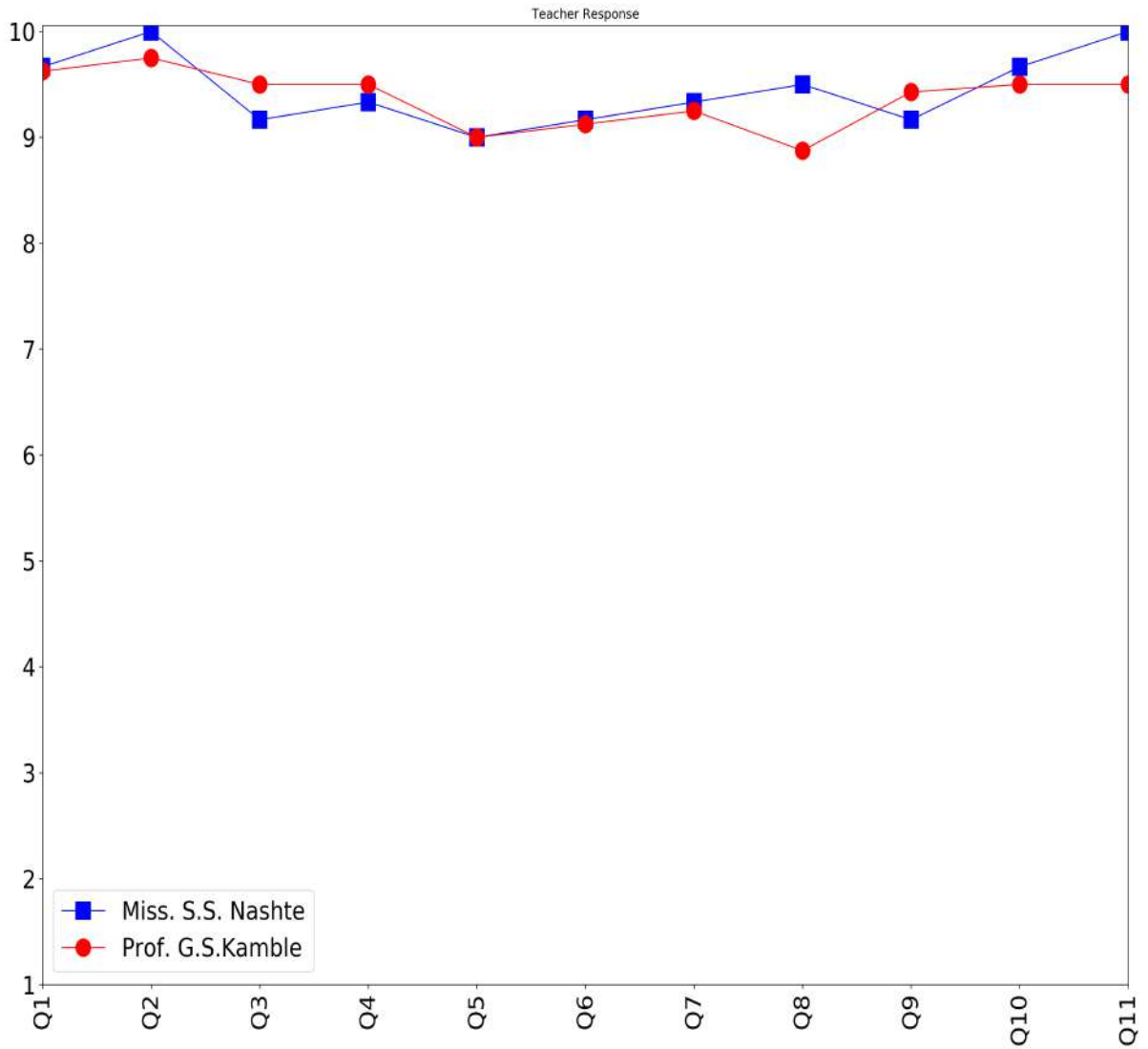
Department:Mass Communication **Semester:**Semester III **Year II**

Teacher name	Respondents	Q1	Q2	Q3	Q4	Q5	Q6	Q7	Q8	Q9	Q10	Q11
Dr. R.B. Chincholkar	1	8.0	8.0	8.0	8.0	8.0	9.0	7.0	8.0	8.0	9.0	10.0



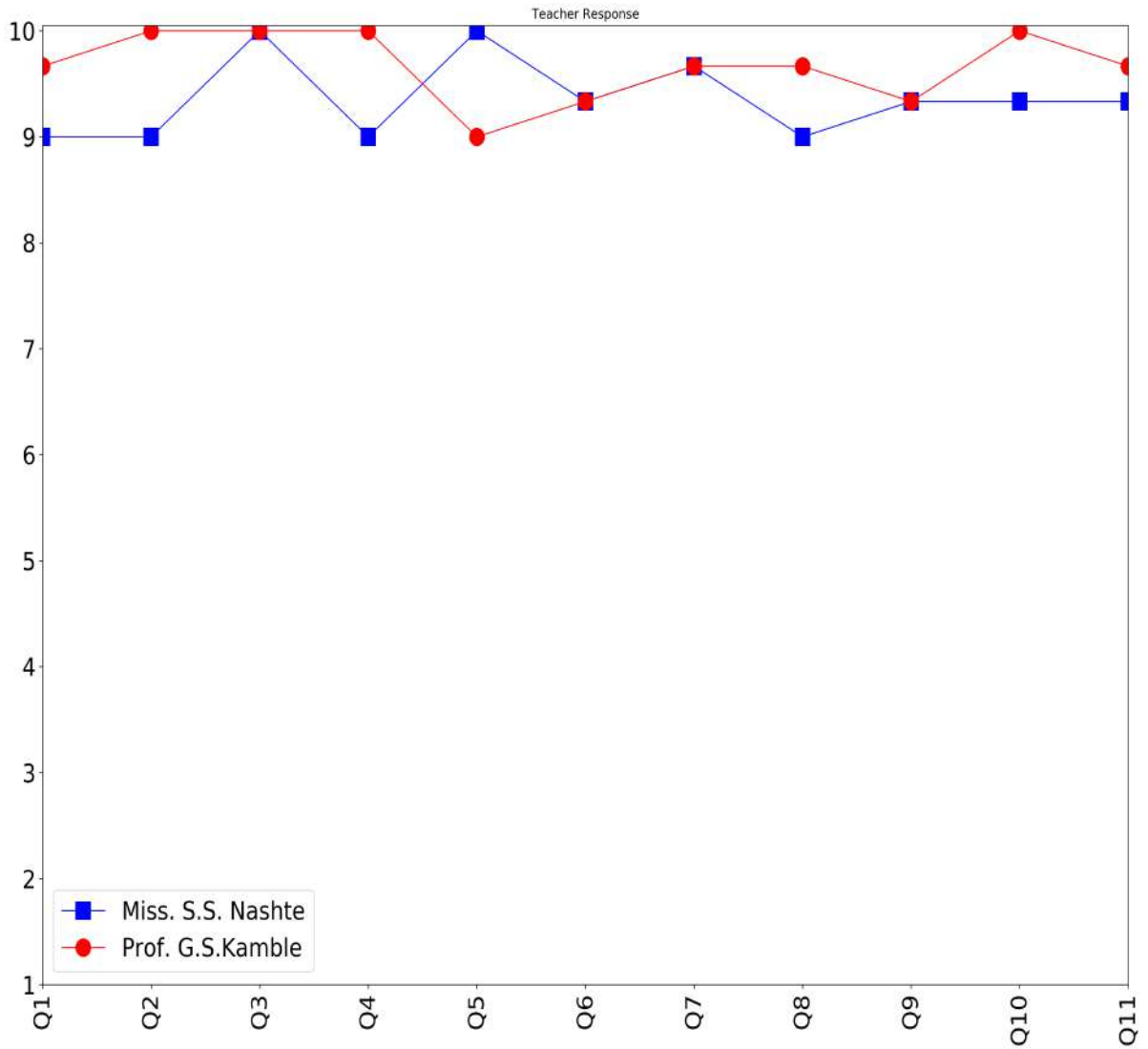
Department:Rural Development Semester:Semester I Year I

Teacher name	Respondents	Q1	Q2	Q3	Q4	Q5	Q6	Q7	Q8	Q9	Q10	Q11
Miss. S.S. Nashte	6	9.67	10.00	9.17	9.33	9.0	9.17	9.33	9.50	9.17	9.67	10.0
Prof. G.S.Kamble	8	9.62	9.75	9.50	9.50	9.0	9.12	9.25	8.88	9.43	9.50	9.5



Department:Rural Development Semester:Semester III Year II

Teacher name	Respondents	Q1	Q2	Q3	Q4	Q5	Q6	Q7	Q8	Q9	Q10	Q11
Miss. S.S. Nashte	3	9.00	9.0	10.0	9.0	10.0	9.33	9.67	9.00	9.33	9.33	9.33
Prof. G.S.Kamble	3	9.67	10.0	10.0	10.0	9.0	9.33	9.67	9.67	9.33	10.00	9.67



Form – 3

Student General Feedback for the academic year 2018-19

Q_No	Question description	Options	Response
1	In case no optional courses were available, would you have liked to have some other?	Yes	7
		No	44
			0
			0
2	Was it possible to take a course in other departments?	Yes	17
		No	34
			0
			0
3	If, yes did you benefit from the interdisciplinary study?	Yes	7
		No	41
			0
			0
4	If not, would you have liked to do interdisciplinary course?	Yes	12
		No	38
			0
			0
5	Was the practical/ workshop component of your courses sequenced integrally with theory classes?	Yes	9
		No	42
			0
			0
6	Were the laboratories/workshops adequately equipped and properly maintained?	Yes, fully	1
		Yes, partly	30
		No	21
			0
7	Were you provided training in Library use?	Yes	18
		No	34
			0
			0
8	To what extent were you provided with Computer Internet facilities on Campus/Department?	Excellent	19
		Adequate	24
		Inadequate	5
		None	4
9	To what extent were you provided with sports facilities on campus?	Excellent	18
		Adequate	17
		Inadequate	4
		None	13
10	Is the internal assessment system conducive to regular work ?	regular work	6
		understanding the course	46
		early discovery of difficulties	0
		interaction with the teacher	0
11	Is the internal assessment system conducive to understanding the course ?	Yes	4
		No	48
			0
			0
12	Is the internal assessment system conducive to early discovery of difficulties	Yes	13
		No	39
			0
			0
13	Is the internal assessment system conducive to interaction with the teacher?	Yes	3
		No	49
			0
			0

Q_No	Question_description	Options	Response
14	Did the Department have provision to take case of grievances?	Yes	8
		No	44
			0
15	At the end of the programme of study you came out	the same as before	36
		better informed and skilled	1
		more enthusiastic for further study	9
		less enthusiastic for further study	6
16	When you meet students who have taken a similar programme at other institutions do you feel?	Inferior	8
		superior	9
		equal	7
		can't say	28
17	How do you rate the student-teacher relationship in your department?	very good	18
		good	1
		satisfactory	1
		unsatisfactory	31
18	How do you find the institution's administrative offices?	very helpful	21
		helpful	3
		indifferent	27
		cumbersome	0
19	Are you satisfied with the hostel facilities?	good	3
		good but inadequate	30
		unsatisfactory	7
		bad	5
20	How do you rate the facilities at the Heath Centre?	good	1
		good but inadequate	35
		unsatisfactory	9
		bad	5
21	Are the health facilities available on time?	Yes	5
		No	44
			0
22	Did you participate in any of the extracurricular activities of the department/institution?	always	37
		often	1
		sometimes	6
		never	8
23	Has your time at the University been intellectually enriching?	Yes	32
		mostly	3
		marginally	14
		no	1
24	After having completed the present course what is your reaction about - Teacher	Proudly	11
		Indifferently	1
		Negatively	40
		Humorously	0
25	After having completed the present course what is your reaction about -Department	Proudly	8
		Indifferently	3
		Negatively	40
		Humorously	0
26	After having completed the present course what is your reaction about -Non Teaching Staff	Proudly	2
		Indifferently	12
		Negatively	4
		Humorously	34
27	After having completed the present course what is your reaction about -Institution	Proudly	2
		Indifferently	10
		Negatively	2

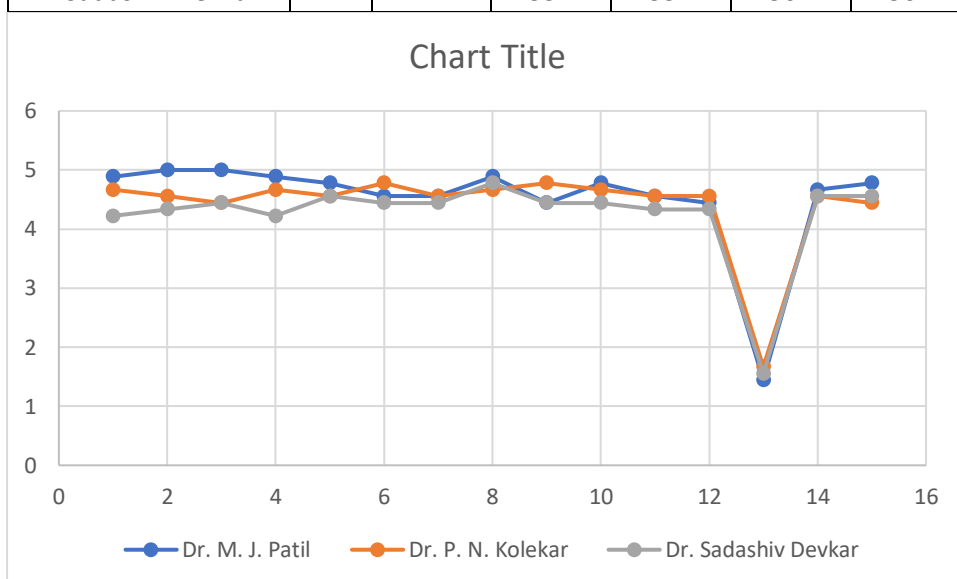
Q_No	Question_description	Options	Response
28	Have you made any friendships during the course which you expect will last long?	Humorously	38
		many	3
		some	34
		a few	3
		none	11
29	What is your opinion about the SET/NET coaching organized by your Department?	Most useful	24
		Useful	2
		of no use	15
		Not applicable	9
30	What is your opinion about the Department Study Tour?	Educational	31
		Entertaining	16
		Educational & Entertaining	4
		Not applicable	0
31	How do you find the Departmental Climate?	Healthy	33
		Satisfactory	18
		Unsatisfactory	1
		Poor	0
32	Have you benefited from the Work on Demand of the University?	Very useful	1
		Useful but obstacle in way of Studies	3
		Facilities were insufficient	10
		Not Applicable	37
33	Are you satisfied with the Banking facilities?	Most useful	18
		Useful	11
		No use	21
		Not applicable	0
34	Are you satisfied with the Postal facilities?	Most useful	23
		Useful	7
		No use	20
		Not applicable	0
35	Are you satisfied with the canteen facilities?	Most useful	24
		Useful	4
		No use	3
		Not applicable	21

School of Social Sciences

Department of AIHC & A

Semester III, Year II 9

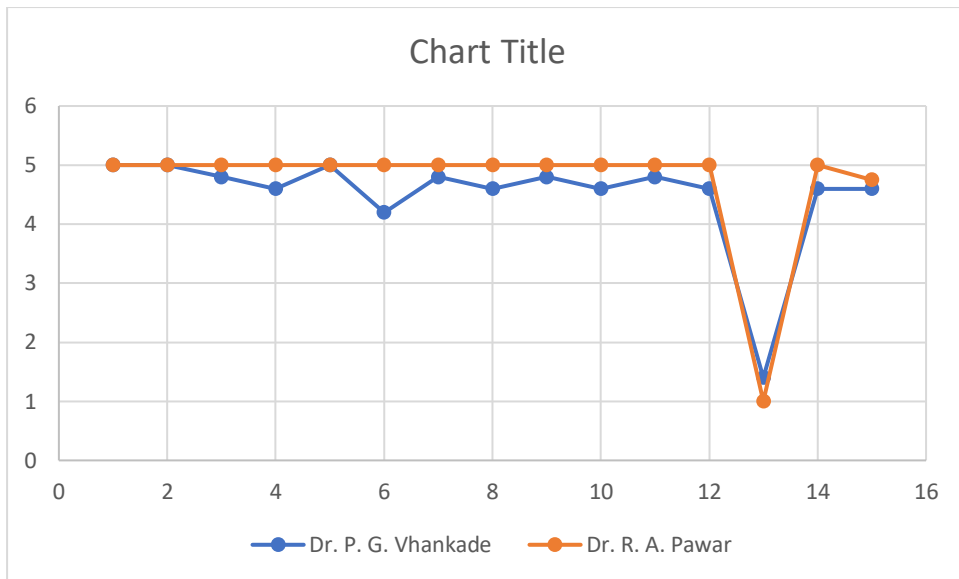
Name of the Teacher	Q1	Q2	Q3	Q4	Q5	Q6	Q7	Q8
Dr. M. J. Patil	4.89	5.00	5.00	4.89	4.78	4.56	4.56	4.89
Dr. P. N. Kolekar	4.67	4.56	4.44	4.67	4.56	4.78	4.56	4.67
Dr. Sadashiv Devkar	4.22	4.33	4.44	4.22	4.56	4.44	4.44	4.78
	Q9	Q10	Q11	Q12	Q13	Q14	Q15	
Dr. M. J. Patil	4.44	4.78	4.56	4.44	1.44	4.67	4.78	
Dr. P. N. Kolekar	4.78	4.67	4.56	4.56	1.67	4.56	4.44	
Dr. Sadashiv Devkar	4.44	4.44	4.33	4.33	1.56	4.56	4.56	



Economics

Semester III, Year II 5

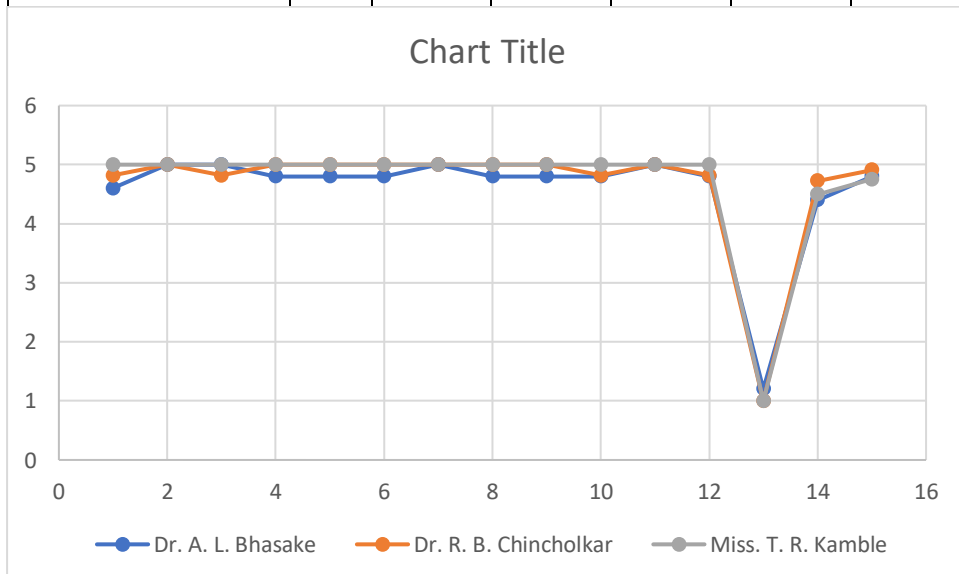
Name of the Teacher	Q1	Q2	Q3	Q4	Q5	Q6	Q7	Q8
Dr. P. G. Vhankade	5	5	4.8	4.6	5	4.2	4.8	4.6
Dr. R. A. Pawar	5	5	5	5	5	5	5	5
	Q9	Q10	Q11	Q12	Q13	Q14	Q15	
Dr. P. G. Vhankade	4.8	4.6	4.8	4.6	1.4	4.6	4.6	
Dr. R. A. Pawar	5	5	5	5	1	5	4.75	



Mass Communication

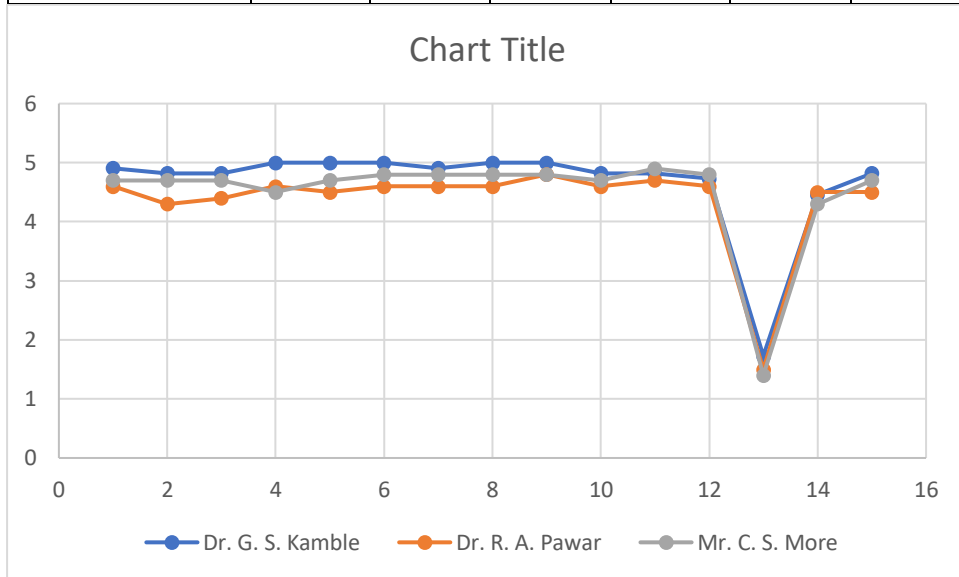
Semester I, Year I 10

Name of the Teacher	Q1	Q2	Q3	Q4	Q5	Q6	Q7	Q8
Dr. A. L. Bhasake	4.60	5.00	5.00	4.80	4.80	4.80	5.00	4.80
Dr. R. B. Chincholkar	4.82	5.00	4.82	5.00	5.00	5.00	5.00	5.00
Miss. T. R. Kamble	5.00	5.00	5.00	5.00	5.00	5.00	5.00	5.00
	Q9	Q10	Q11	Q12	Q13	Q14	Q15	
Dr. A. L. Bhasake	4.80	4.80	5.00	4.80	1.20	4.40	4.80	
Dr. R. B. Chincholkar	5.00	4.82	5.00	4.82	1.00	4.73	4.91	
Miss. T. R. Kamble	5.00	5.00	5.00	5.00	1.00	4.50	4.75	



Rural Development
Semester I, Year I

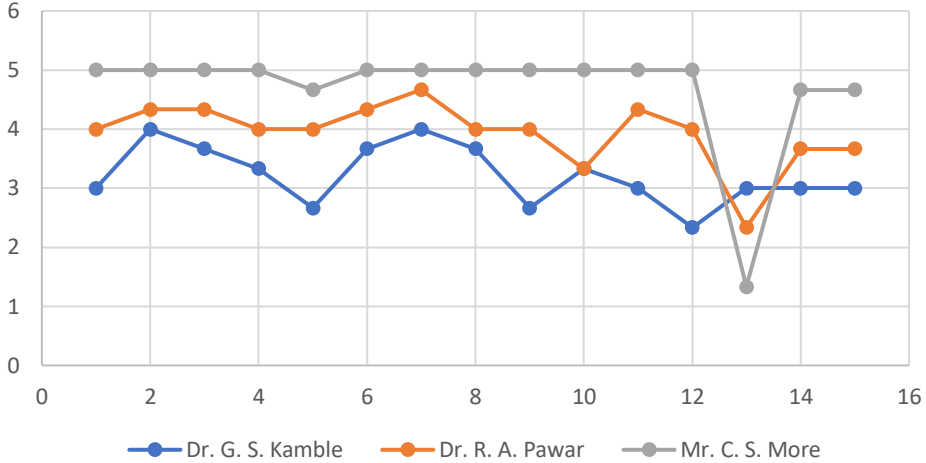
Name of the Teacher	Q1	Q2	Q3	Q4	Q5	Q6	Q7	Q8
Dr. G. S. Kamble	4.91	4.82	4.82	5.00	5.00	5.00	4.91	5.00
Dr. R. A. Pawar	4.60	4.30	4.40	4.60	4.50	4.60	4.60	4.60
Mr. C. S. More	4.70	4.70	4.70	4.50	4.70	4.80	4.80	4.80
	Q9	Q10	Q11	Q12	Q13	Q14	Q15	
Dr. G. S. Kamble	5.00	4.82	4.82	4.73	1.73	4.45	4.82	
Dr. R. A. Pawar	4.80	4.60	4.70	4.60	1.50	4.50	4.50	
Mr. C. S. More	4.80	4.70	4.90	4.80	1.40	4.30	4.70	



Semester III, Year II 3

Name of the Teacher	Q1	Q2	Q3	Q4	Q5	Q6	Q7	Q8
Dr. G. S. Kamble	3.00	4.00	3.67	3.33	2.67	3.67	4.00	3.67
Dr. R. A. Pawar	4.00	4.33	4.33	4.00	4.00	4.33	4.67	4.00
Mr. C. S. More	5.00	5.00	5.00	5.00	4.67	5.00	5.00	5.00
	Q9	Q10	Q11	Q12	Q13	Q14	Q15	
Dr. G. S. Kamble	2.67	3.33	3.00	2.33	3.00	3.00	3.00	
Dr. R. A. Pawar	4.00	3.33	4.33	4.00	2.33	3.67	3.67	
Mr. C. S. More	5.00	5.00	5.00	5.00	1.33	4.67	4.67	

Chart Title



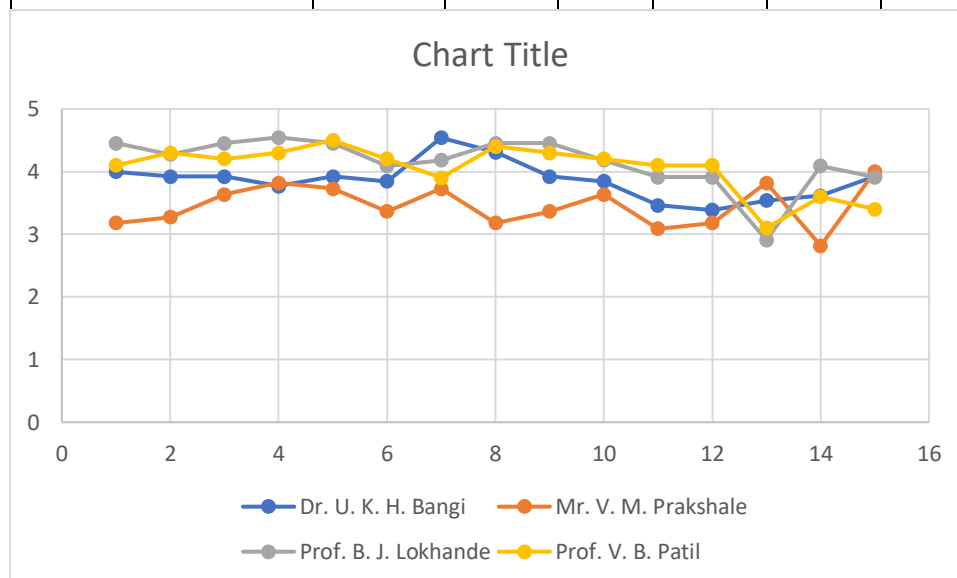
School of Physical Sciences

Applied Electronics

Semester I, Year I

11

Name of the Teacher	Q1	Q2	Q3	Q4	Q5	Q6	Q7	Q8
Dr. U. K. H. Bangi	4.00	3.92	3.92	3.77	3.92	3.85	4.54	4.31
Mr. V. M. Prakshale	3.18	3.27	3.64	3.82	3.73	3.36	3.73	3.18
Prof. B. J. Lokhande	4.45	4.27	4.45	4.55	4.45	4.09	4.18	4.45
Prof. V. B. Patil	4.10	4.30	4.20	4.30	4.50	4.20	3.90	4.40
	Q9	Q10	Q11	Q12	Q13	Q14	Q15	
Dr. U. K. H. Bangi	3.92	3.85	3.46	3.38	3.54	3.62	3.92	
Mr. V. M. Prakshale	3.36	3.64	3.09	3.18	3.82	2.82	4.00	
Prof. B. J. Lokhande	4.45	4.18	3.91	3.91	2.91	4.09	3.91	
Prof. V. B. Patil	4.30	4.20	4.10	4.10	3.10	3.60	3.40	

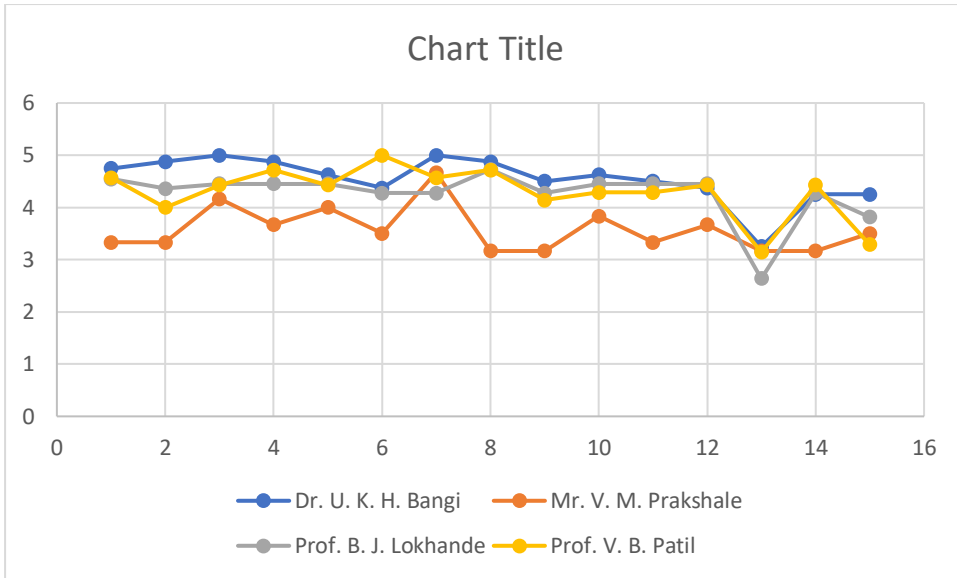


Condensed Matter Physics

Semester I, Year I

7

Name of the Teacher	Q1	Q2	Q3	Q4	Q5	Q6	Q7	Q8
Dr. U. K. H. Bangi	4.75	4.88	5.00	4.88	4.63	4.38	5.00	4.88
Mr. V. M. Prakshale	3.33	3.33	4.17	3.67	4.00	3.50	4.67	3.17
Prof. B. J. Lokhande	4.55	4.36	4.45	4.45	4.45	4.27	4.27	4.73
Prof. V. B. Patil	4.57	4.00	4.43	4.71	4.43	5.00	4.57	4.71
	Q9	Q10	Q11	Q12	Q13	Q14	Q15	
Dr. U. K. H. Bangi	4.50	4.63	4.50	4.38	3.25	4.25	4.25	
Mr. V. M. Prakshale	3.17	3.83	3.33	3.67	3.17	3.17	3.50	
Prof. B. J. Lokhande	4.27	4.45	4.45	4.45	2.64	4.27	3.82	
Prof. V. B. Patil	4.14	4.29	4.29	4.43	3.14	4.43	3.29	

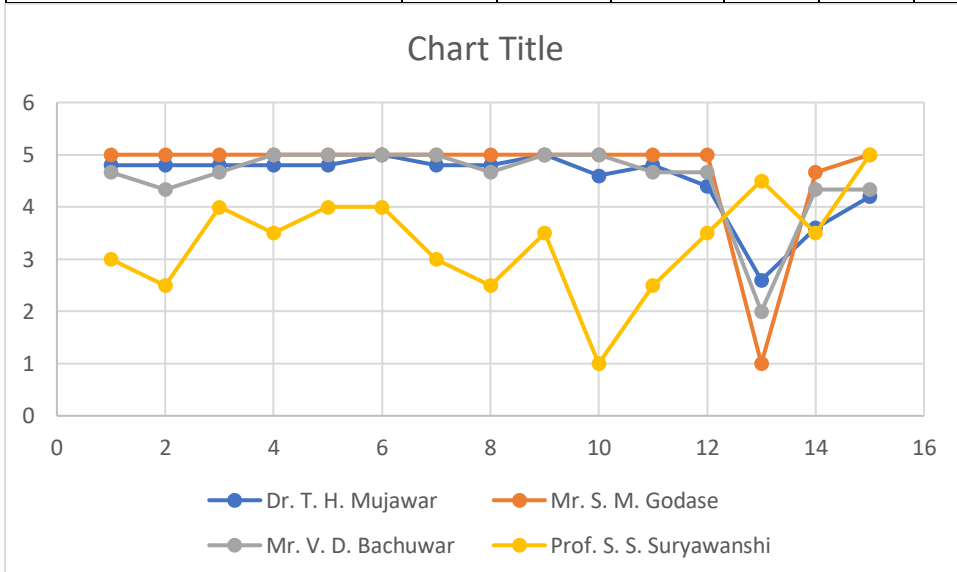


Electronic Science

Semester I, Year I

5,3,3,2

Name of the Teacher	Q1	Q2	Q3	Q4	Q5	Q6	Q7	Q8
Dr. T. H. Mujawar	4.80	4.80	4.80	4.80	4.80	5.00	4.80	4.80
Mr. S. M. Godase	5.00	5.00	5.00	5.00	5.00	5.00	5.00	5.00
Mr. V. D. Bachuwar	4.67	4.33	4.67	5.00	5.00	5.00	5.00	4.67
Prof. S. S. Suryawanshi	3.00	2.50	4.00	3.50	4.00	4.00	3.00	2.50
	Q9	Q10	Q11	Q12	Q13	Q14	Q15	
Dr. T. H. Mujawar	5.00	4.60	4.80	4.40	2.60	3.60	4.20	
Mr. S. M. Godase	5.00	5.00	5.00	5.00	1.00	4.67	5.00	
Mr. V. D. Bachuwar	5.00	5.00	4.67	4.67	2.00	4.33	4.33	
Prof. S. S. Suryawanshi	3.50	1.00	2.50	3.50	4.50	3.50	5.00	

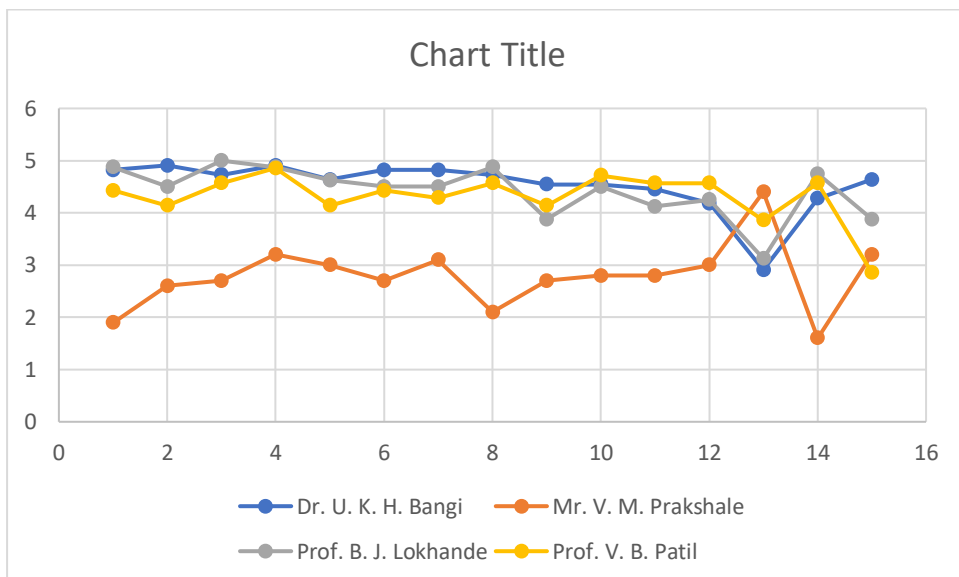


Material Science

Semester I, Year I

11,10,8,7

Name of the Teacher	Q1	Q2	Q3	Q4	Q5	Q6	Q7	Q8
Dr. U. K. H. Bangi	4.82	4.91	4.73	4.91	4.64	4.82	4.82	4.73
Mr. V. M. Prakshale	1.90	2.60	2.70	3.20	3.00	2.70	3.10	2.10
Prof. B. J. Lokhande	4.88	4.50	5.00	4.88	4.63	4.50	4.50	4.88
Prof. V. B. Patil	4.43	4.14	4.57	4.86	4.14	4.43	4.29	4.57
	Q9	Q10	Q11	Q12	Q13	Q14	Q15	
Dr. U. K. H. Bangi	4.55	4.55	4.45	4.18	2.91	4.27	4.64	
Mr. V. M. Prakshale	2.70	2.80	2.80	3.00	4.40	1.60	3.20	
Prof. B. J. Lokhande	3.88	4.50	4.13	4.25	3.13	4.75	3.88	
Prof. V. B. Patil	4.14	4.71	4.57	4.57	3.86	4.57	2.86	

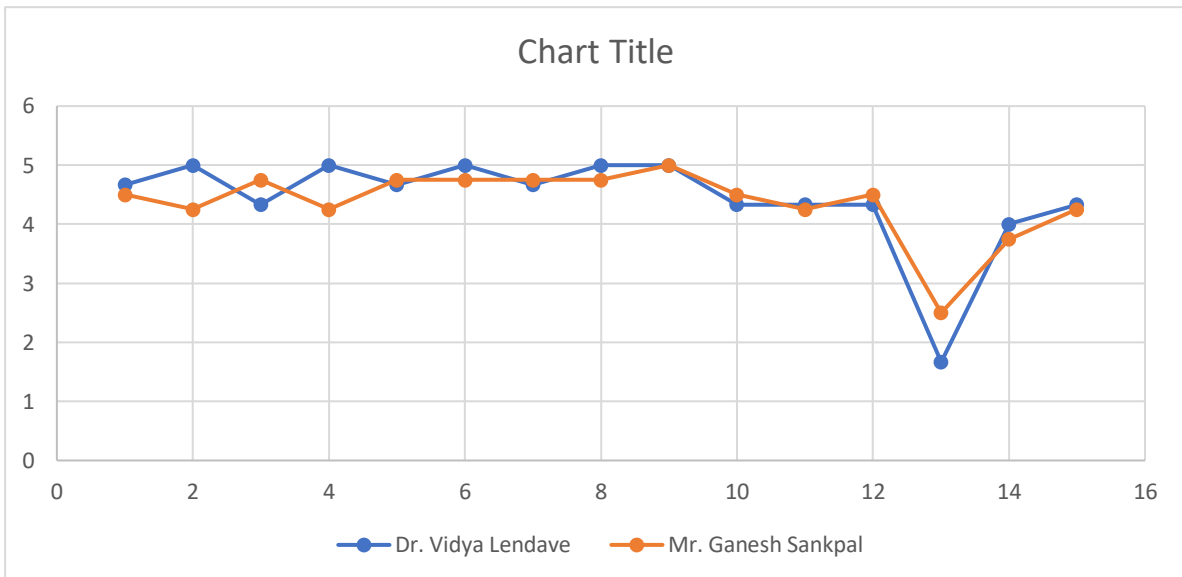


School of language

Semester I, Year I 4

English

Name of the Teacher	Q1	Q2	Q3	Q4	Q5	Q6	Q7	Q8
Dr. Vidya Lendave	4.67	5.00	4.33	5.00	4.67	5.00	4.67	5.00
Mr. Ganesh Sankpal	4.50	4.25	4.75	4.25	4.75	4.75	4.75	4.75
	Q9	Q10	Q11	Q12	Q13	Q14	Q15	
Dr. Vidya Lendave	5.00	4.33	4.33	4.33	1.67	4.00	4.33	
Mr. Ganesh Sankpal	5.00	4.50	4.25	4.50	2.50	3.75	4.25	



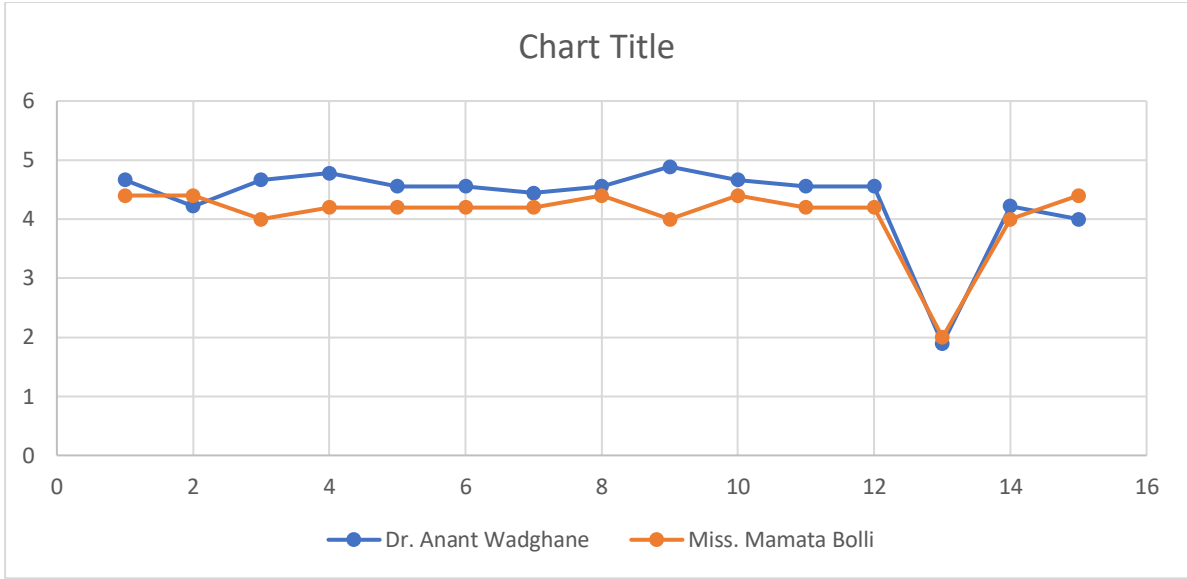
Hindi

Semester I, Year I

9

5

Name of the Teacher	Q1	Q2	Q3	Q4	Q5	Q6	Q7	Q8
Dr. Anant Wadghane	4.67	4.22	4.67	4.78	4.56	4.56	4.44	4.56
Miss. Mamata Bolli	4.40	4.40	4.00	4.20	4.20	4.20	4.20	4.40
	Q9	Q10	Q11	Q12	Q13	Q14	Q15	
Dr. Anant Wadghane	4.89	4.67	4.56	4.56	1.89	4.22	4.00	
Miss. Mamata Bolli	4.00	4.40	4.20	4.20	2.00	4.00	4.40	

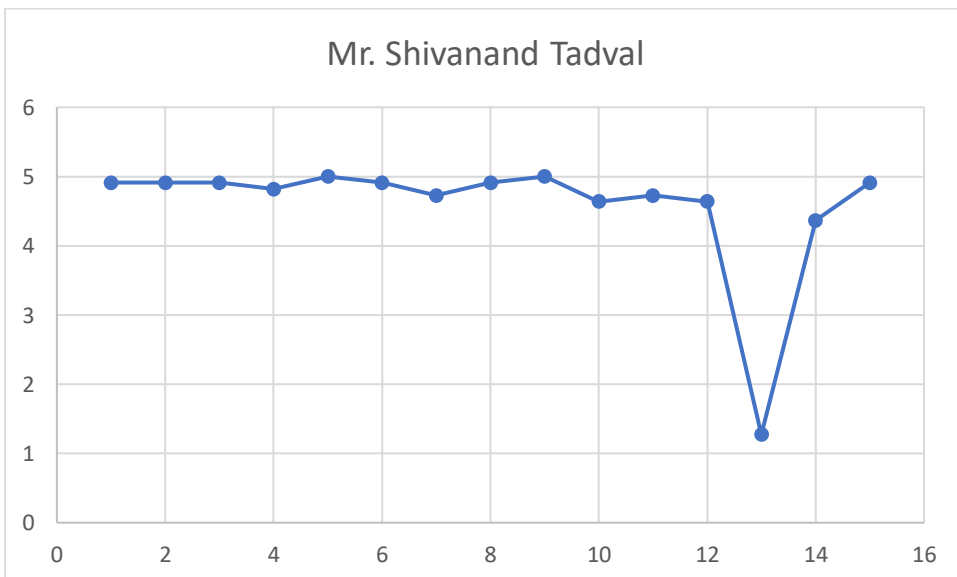


Kannada

Semester I, Year I

11

Name of the Teacher	Q1	Q2	Q3	Q4	Q5	Q6	Q7	Q8
Mr. Shivanand Tadval	4.91	4.91	4.91	4.82	5.00	4.91	4.73	4.91
	Q9	Q10	Q11	Q12	Q13	Q14	Q15	
Mr. Shivanand Tadval	5.00	4.64	4.73	4.64	1.27	4.36	4.91	

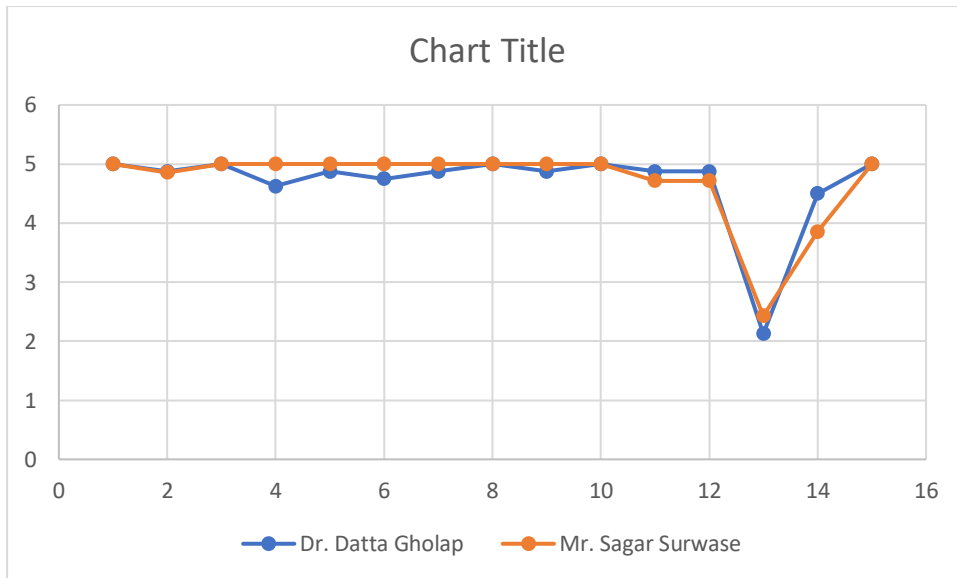


Marathi

Semester I, Year I

8 7

Name of the Teacher	Q1	Q2	Q3	Q4	Q5	Q6	Q7	Q8
Dr. Datta Gholap	5.00	4.88	5.00	4.63	4.88	4.75	4.88	5.00
Mr. Sagar Surwase	5.00	4.86	5.00	5.00	5.00	5.00	5.00	5.00
	Q9	Q10	Q11	Q12	Q13	Q14	Q15	
Dr. Datta Gholap	4.88	5.00	4.88	4.88	2.13	4.50	5.00	
Mr. Sagar Surwase	5.00	5.00	4.71	4.71	2.43	3.86	5.00	



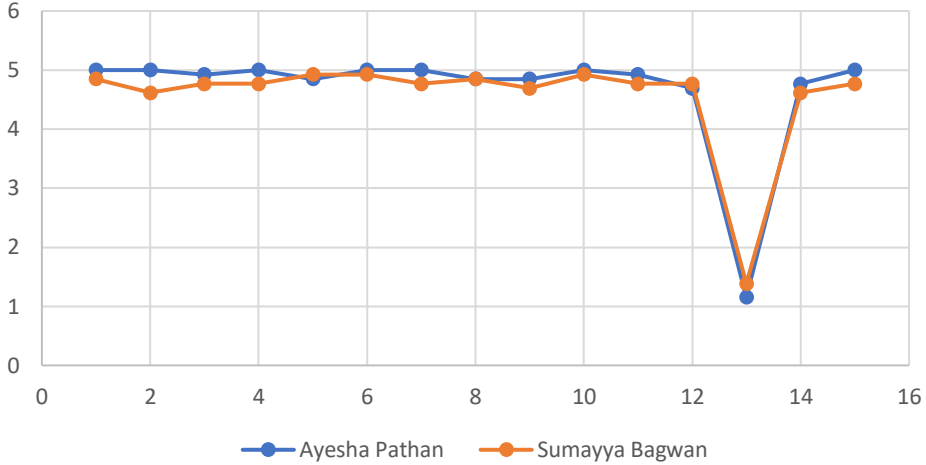
Urdu

Semester I, Year I

13

Name of the Teacher	Q1	Q2	Q3	Q4	Q5	Q6	Q7	Q8
Ayesha Pathan	5.00	5.00	4.92	5.00	4.85	5.00	5.00	4.85
Sumayya Bagwan	4.85	4.62	4.77	4.77	4.92	4.92	4.77	4.85
	Q9	Q10	Q11	Q12	Q13	Q14	Q15	
Ayesha Pathan	4.85	5.00	4.92	4.69	1.15	4.77	5.00	
Sumayya Bagwan	4.69	4.92	4.77	4.77	1.38	4.62	4.77	

Chart Title

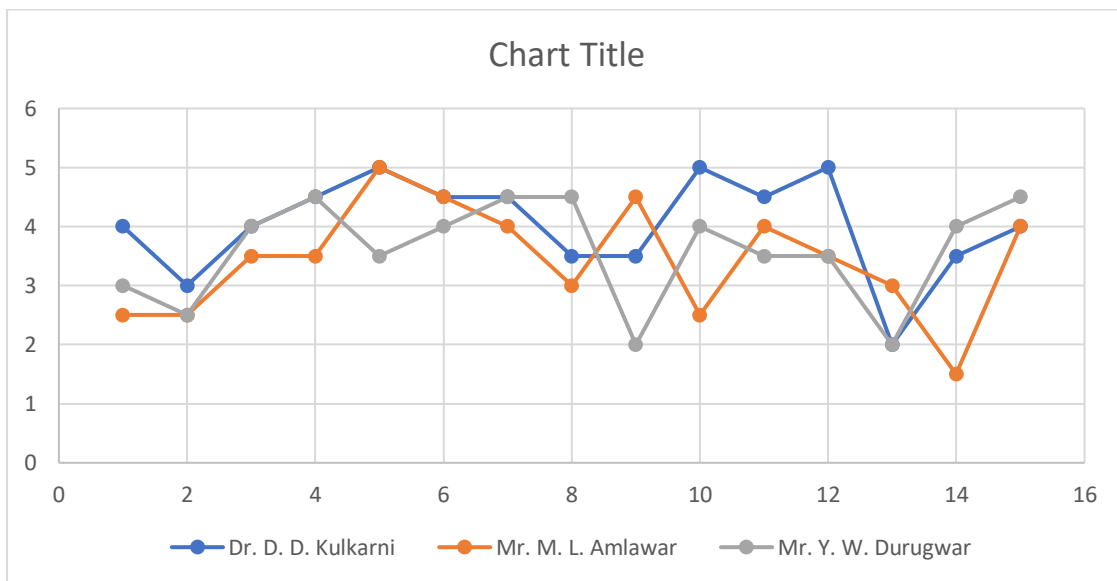


School of Earth Sciences

Applied Geology

Semester I, Year I 2

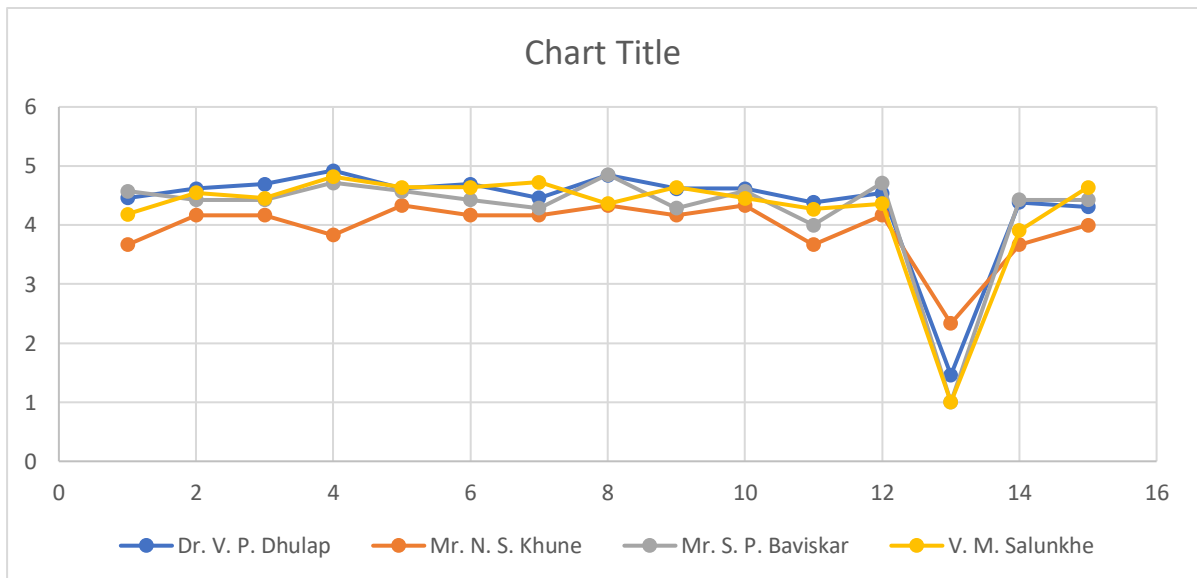
Name of the Teacher	Q1	Q2	Q3	Q4	Q5	Q6	Q7	Q8
Dr. D. D. Kulkarni	4	3	4	4.5	5	4.5	4.5	3.5
Mr. M. L. Amlawar	2.5	2.5	3.5	3.5	5	4.5	4	3
Mr. Y. W. Durugwar	3	2.5	4	4.5	3.5	4	4.5	4.5
	Q9	Q10	Q11	Q12	Q13	Q14	Q15	
Dr. D. D. Kulkarni	3.5	5	4.5	5	2	3.5	4	
Mr. M. L. Amlawar	4.5	2.5	4	3.5	3	1.5	4	
Mr. Y. W. Durugwar	2	4	3.5	3.5	2	4	4.5	



Environmental Science

Semester I, Year I

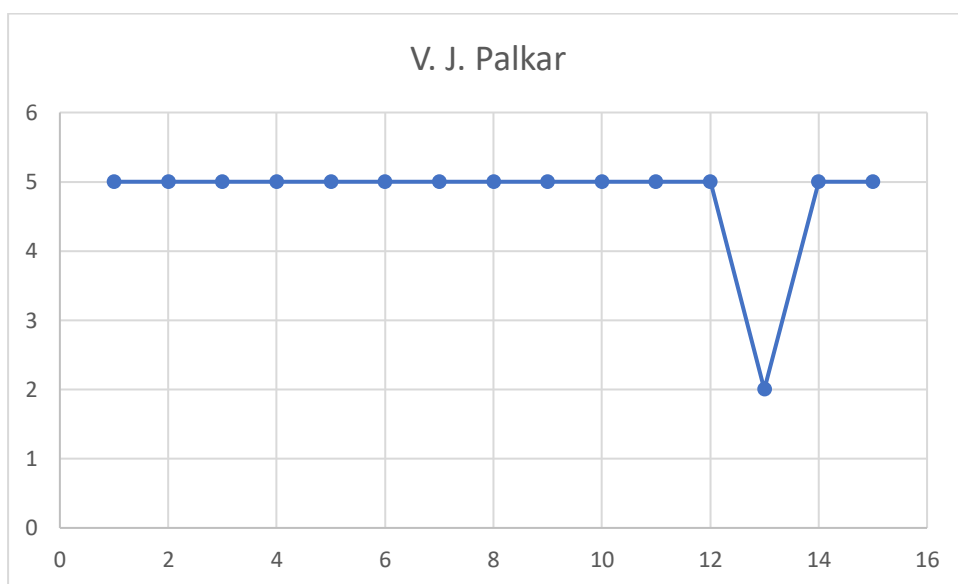
Name of the Teacher	Q1	Q2	Q3	Q4	Q5	Q6	Q7	Q8
Dr. V. P. Dhulap	4.46	4.62	4.69	4.92	4.62	4.69	4.46	4.85
Mr. N. S. Khune	3.67	4.17	4.17	3.83	4.33	4.17	4.17	4.33
Mr. S. P. Baviskar	4.57	4.43	4.43	4.71	4.57	4.43	4.29	4.86
V. M. Salunkhe	4.18	4.55	4.45	4.82	4.64	4.64	4.73	4.36
	Q9	Q10	Q11	Q12	Q13	Q14	Q15	
Dr. V. P. Dhulap	4.62	4.62	4.38	4.54	1.46	4.38	4.31	
Mr. N. S. Khune	4.17	4.33	3.67	4.17	2.33	3.67	4.00	
Mr. S. P. Baviskar	4.29	4.57	4.00	4.71	1.00	4.43	4.43	
V. M. Salunkhe	4.64	4.45	4.27	4.36	1.00	3.91	4.64	



Geoinformatics

Semester I, Year I 11

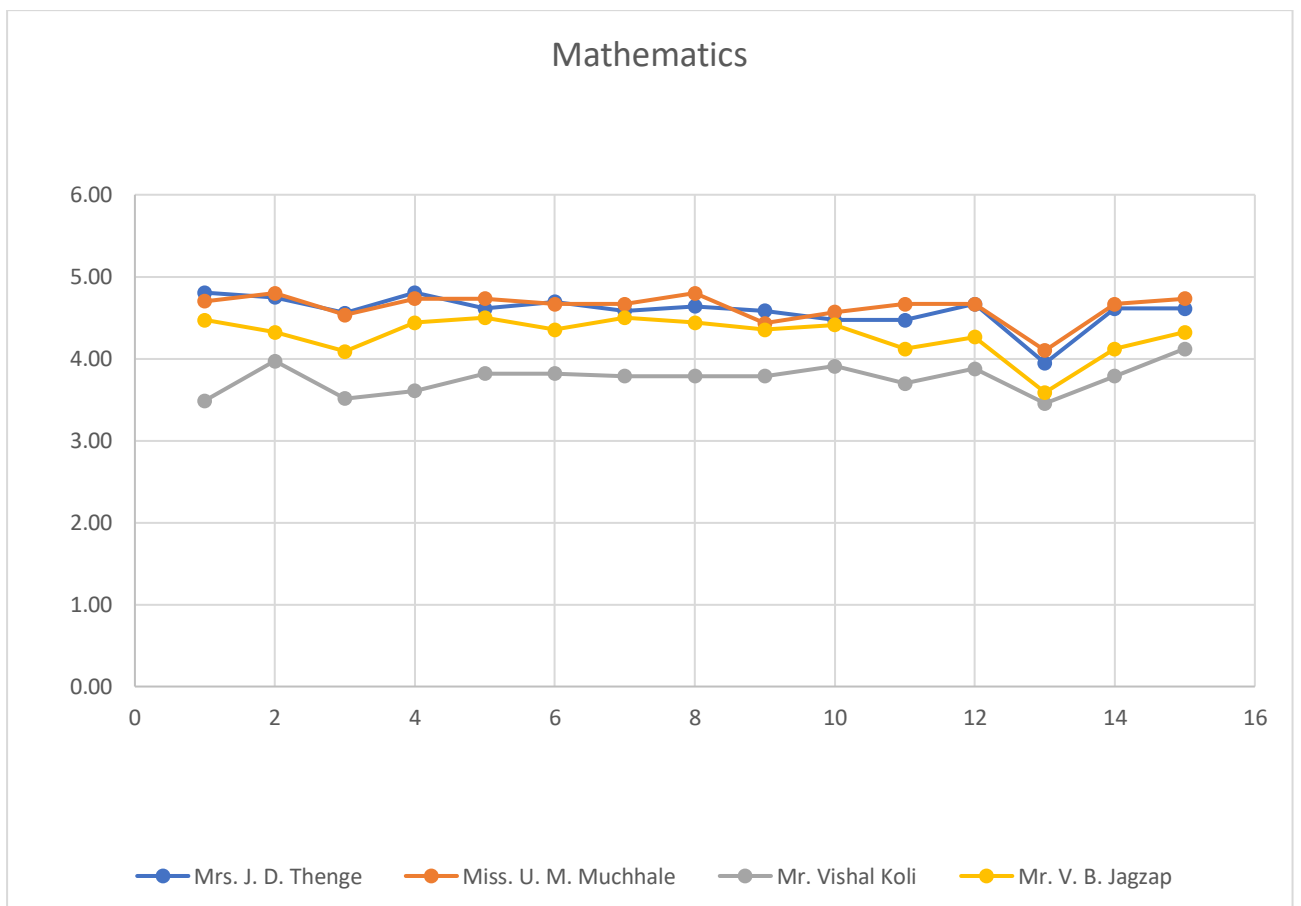
Name of the Teacher	Q1	Q2	Q3	Q4	Q5	Q6	Q7	Q8
V. J. Palkar	5	5	5	5	5	5	5	5
	Q9	Q10	Q11	Q12	Q13	Q14	Q15	
V. J. Palkar	5	5	5	5	2	5	5	



Department of Mathematics

No of response=30 Year II Sem III

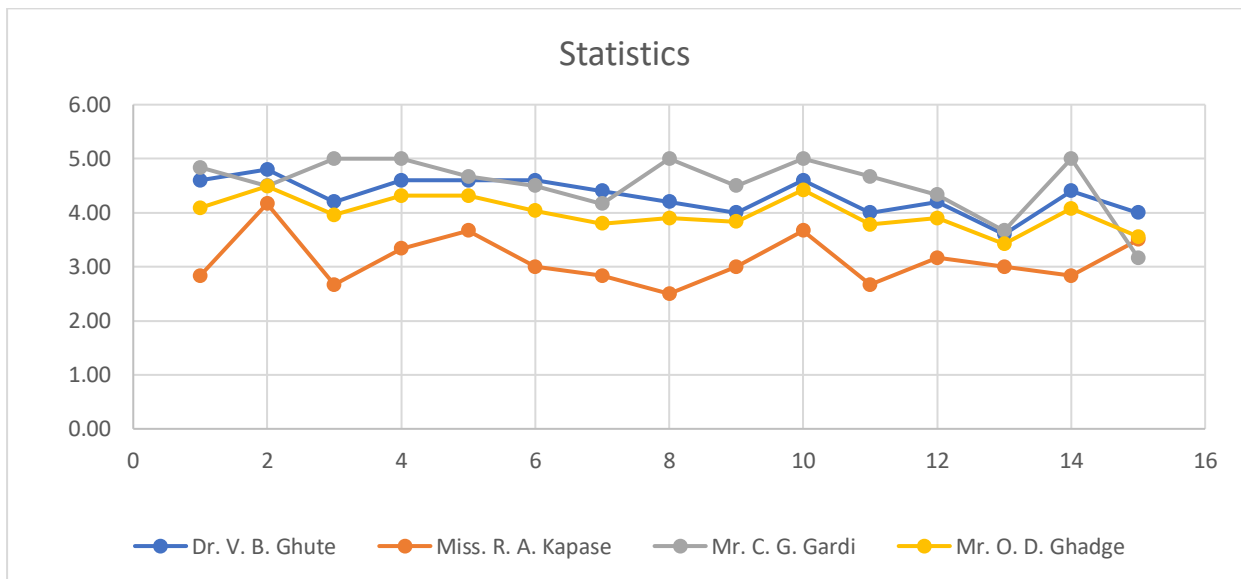
Name of the Teacher	Q1	Q 2	Q 3	Q 4	Q 5	Q 6	Q 7	Q 8
Mrs. J. D. Thenge	4.81	4.75	4.56	4.81	4.61	4.69	4.58	4.64
Miss. U. M. Muchhale	4.70	4.80	4.53	4.73	4.73	4.67	4.67	4.80
Mr. Vishal Koli	3.48	3.97	3.52	3.61	3.82	3.82	3.79	3.79
Mr. V. B. Jagzap	4.47	4.32	4.09	4.44	4.50	4.35	4.50	4.44
	Q 9	Q 10	Q 11	Q 12	Q 13	Q 14	Q 15	
Mrs. J. D. Thenge	4.58	4.47	4.47	4.67	3.94	4.61	4.61	
Miss. U. M. Muchhale	4.43	4.57	4.67	4.67	4.10	4.67	4.73	
Mr. Vishal Koli	3.79	3.91	3.70	3.88	3.45	3.79	4.12	
Mr. V. B. Jagzap	4.35	4.41	4.12	4.26	3.59	4.12	4.32	



Department of Statistics

No of response=6 Year II Sem III

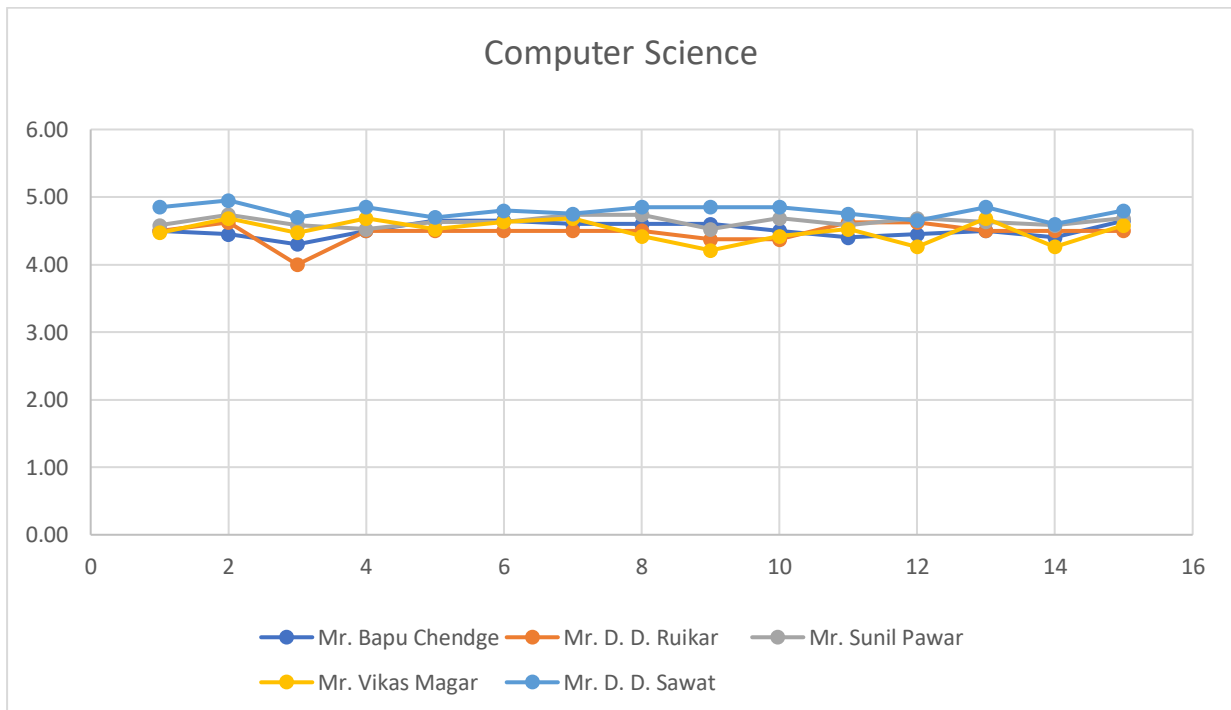
Name of the Teacher	Q1	Q 2	Q 3	Q 4	Q 5	Q 6	Q 7	Q 8
Dr. V. B. Ghute	4.60	4.80	4.20	4.60	4.60	4.60	4.40	4.20
Miss. R. A. Kapase	2.83	4.17	2.67	3.33	3.67	3.00	2.83	2.50
Mr. C. G. Gardi	4.83	4.50	5.00	5.00	4.67	4.50	4.17	5.00
Mr. O. D. Ghadge	4.09	4.49	3.96	4.31	4.31	4.03	3.80	3.90
	Q 9	Q 10	Q 11	Q 12	Q 13	Q 14	Q 15	
Dr. V. B. Ghute	4.00	4.60	4.00	4.20	3.60	4.40	4.00	
Miss. R. A. Kapase	3.00	3.67	2.67	3.17	3.00	2.83	3.50	
Mr. C. G. Gardi	4.50	5.00	4.67	4.33	3.67	5.00	3.17	
Mr. O. D. Ghadge	3.83	4.42	3.78	3.90	3.42	4.08	3.56	



Department of Computer Science

No of response=19 Year I Sem I

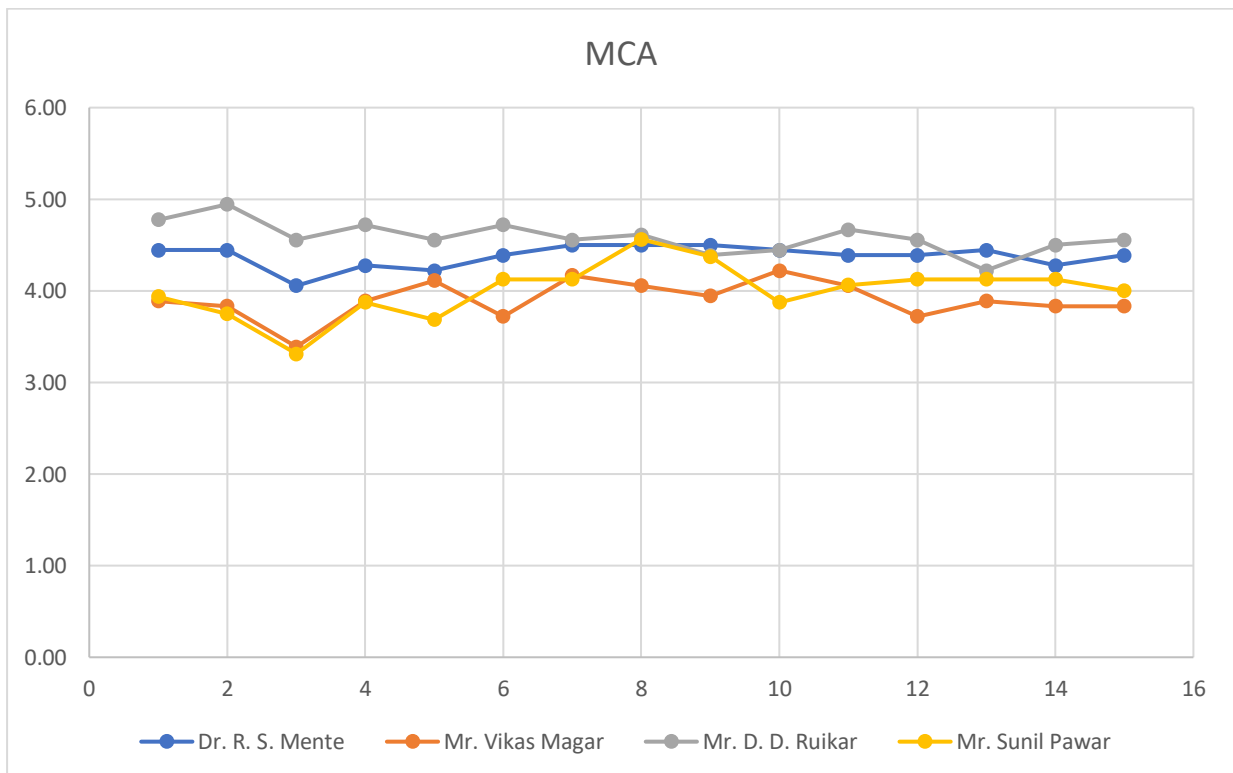
Name of the Teacher	Q1	Q 2	Q 3	Q 4	Q 5	Q 6	Q 7	Q 8
Mr. Bapu Chendge	4.50	4.45	4.30	4.50	4.65	4.65	4.60	4.60
Mr. D. D. Ruikar	4.50	4.63	4.00	4.50	4.50	4.50	4.50	4.50
Mr. Sunil Pawar	4.58	4.74	4.58	4.53	4.63	4.63	4.74	4.74
Mr. Vikas Magar	4.47	4.68	4.47	4.68	4.53	4.63	4.68	4.42
Mr. D. D. Sawat	4.85	4.95	4.70	4.85	4.70	4.80	4.75	4.85
	Q 9	Q 10	Q 11	Q 12	Q 13	Q 14	Q 15	
Mr. Bapu Chendge	4.60	4.50	4.40	4.45	4.50	4.40	4.65	
Mr. D. D. Ruikar	4.38	4.38	4.63	4.63	4.50	4.50	4.50	
Mr. Sunil Pawar	4.53	4.68	4.58	4.68	4.63	4.58	4.68	
Mr. Vikas Magar	4.21	4.42	4.53	4.26	4.68	4.26	4.58	
Mr. D. D. Sawat	4.85	4.85	4.75	4.65	4.85	4.60	4.80	



Department of MCA

No. of Response=18 Year II Sem III

Name of the Teacher	Q1	Q 2	Q 3	Q 4	Q 5	Q 6	Q 7	Q 8
Dr. R. S. Mente	4.44	4.44	4.06	4.28	4.22	4.39	4.50	4.50
Mr. Vikas Magar	3.89	3.83	3.39	3.89	4.11	3.72	4.17	4.06
Mr. D. D. Ruikar	4.78	4.94	4.56	4.72	4.56	4.72	4.56	4.61
Mr. Sunil Pawar	3.94	3.75	3.31	3.88	3.69	4.13	4.13	4.56
	Q 9	Q 10	Q 11	Q 12	Q 13	Q 14	Q 15	
Dr. R. S. Mente	4.50	4.44	4.39	4.39	4.44	4.28	4.39	
Mr. Vikas Magar	3.94	4.22	4.06	3.72	3.89	3.83	3.83	
Mr. D. D. Ruikar	4.39	4.44	4.67	4.56	4.22	4.50	4.56	
Mr. Sunil Pawar	4.38	3.88	4.06	4.13	4.13	4.13	4.00	



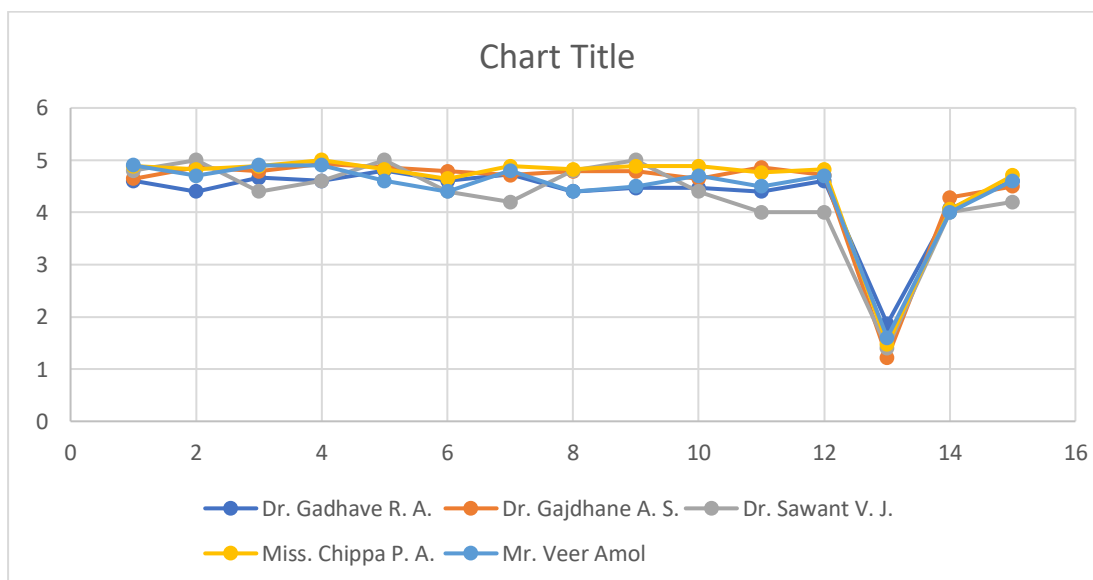
School of Commerce and Management

Commerce

Semester I, Year I

10

Name of the Teacher	Q1	Q2	Q3	Q4	Q5	Q6	Q7	Q8
Dr. Gadhave R. A.	4.60	4.40	4.67	4.60	4.80	4.60	4.73	4.40
Dr. Gajdhane A. S.	4.64	4.86	4.79	4.93	4.86	4.79	4.71	4.79
Dr. Sawant V. J.	4.80	5.00	4.40	4.60	5.00	4.40	4.20	4.80
Miss. Chippa P. A.	4.88	4.82	4.88	5.00	4.82	4.65	4.88	4.82
Mr. Veer Amol	4.90	4.70	4.90	4.90	4.60	4.40	4.80	4.40
	Q9	Q10	Q11	Q12	Q13	Q14	Q15	
Dr. Gadhave R. A.	4.47	4.47	4.40	4.60	1.87	4.07	4.60	
Dr. Gajdhane A. S.	4.79	4.64	4.86	4.71	1.21	4.29	4.50	
Dr. Sawant V. J.	5.00	4.40	4.00	4.00	1.40	4.00	4.20	
Miss. Chippa P. A.	4.88	4.88	4.76	4.82	1.47	4.06	4.71	
Mr. Veer Amol	4.50	4.70	4.50	4.70	1.60	4.00	4.60	



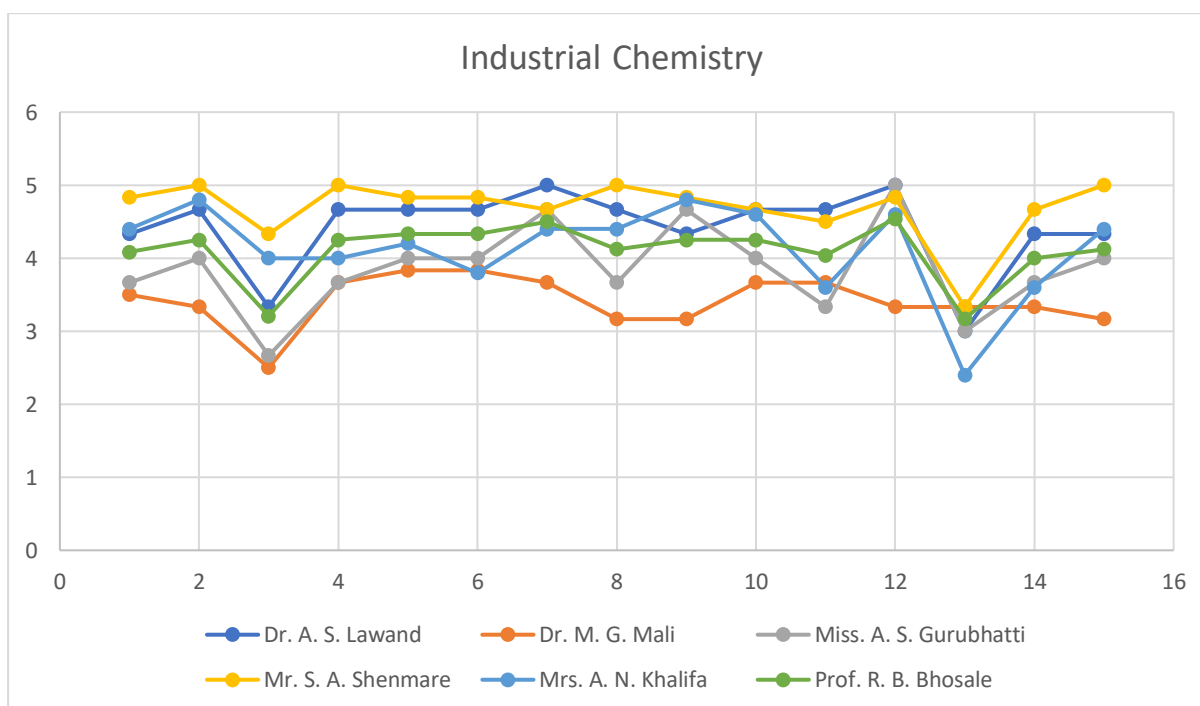
School of Chemical Sciences

Department of Industrial Chemistry

Semester I, Year I

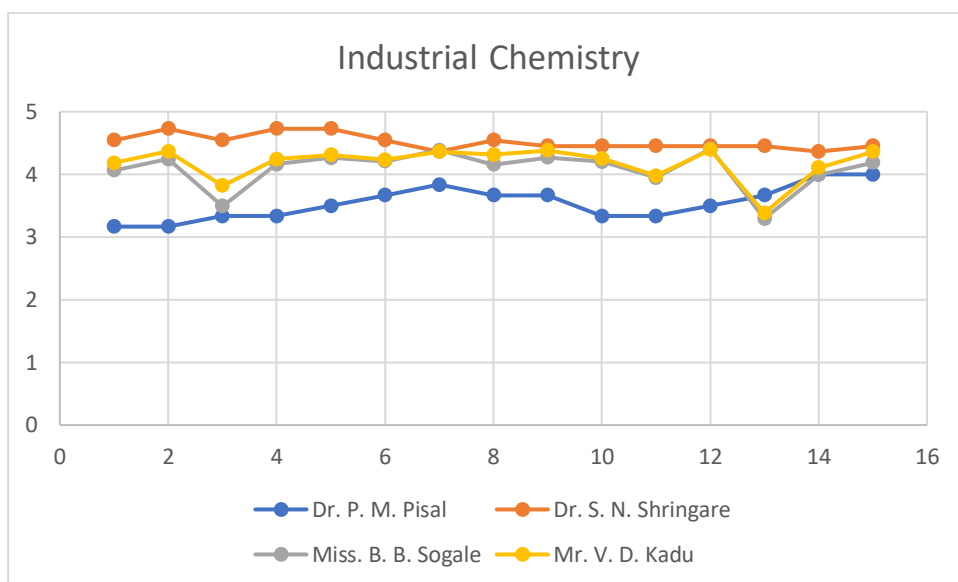
6

Name of the Teacher	Q1	Q 2	Q 3	Q 4	Q 5	Q 6	Q 7	Q 8
Dr. A. S. Lawand	4.33	4.67	3.33	4.67	4.67	4.67	5.00	4.67
Dr. M. G. Mali	3.50	3.33	2.50	3.67	3.83	3.83	3.67	3.17
Miss. A. S. Gurubhatti	3.67	4.00	2.67	3.67	4.00	4.00	4.67	3.67
Mr. S. A. Shenmare	4.83	5.00	4.33	5.00	4.83	4.83	4.67	5.00
Mrs. A. N. Khalifa	4.40	4.80	4.00	4.00	4.20	3.80	4.40	4.40
Prof. R. B. Bhosale	4.08	4.25	3.21	4.25	4.33	4.33	4.50	4.13
	Q 9	Q 10	Q 11	Q 12	Q 13	Q 14	Q 15	
Dr. A. S. Lawand	4.33	4.67	4.67	5.00	3.00	4.33	4.33	
Dr. M. G. Mali	3.17	3.67	3.67	3.33	3.33	3.33	3.17	
Miss. A. S. Gurubhatti	4.67	4.00	3.33	5.00	3.00	3.67	4.00	
Mr. S. A. Shenmare	4.83	4.67	4.50	4.83	3.33	4.67	5.00	
Mrs. A. N. Khalifa	4.80	4.60	3.60	4.60	2.40	3.60	4.40	
Prof. R. B. Bhosale	4.25	4.25	4.04	4.54	3.17	4.00	4.13	



Semester III, Year II
12

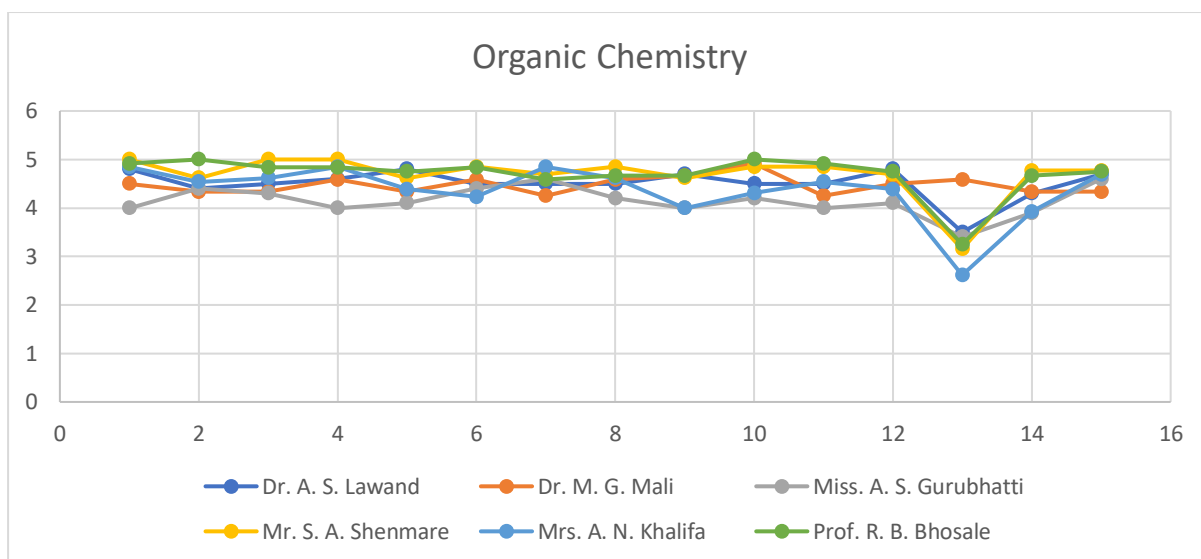
Name of the Teacher	Q1	Q 2	Q 3	Q 4	Q 5	Q 6	Q 7	Q 8
Dr. P. M. Pisal	3.17	3.17	3.33	3.33	3.50	3.67	3.83	3.67
Dr. S. N. Shringare	4.55	4.73	4.55	4.73	4.73	4.55	4.36	4.55
Miss. B. B. Sogale	4.07	4.24	3.49	4.16	4.26	4.21	4.39	4.15
Mr. V. D. Kadu	4.18	4.36	3.82	4.25	4.31	4.23	4.36	4.32
	Q 9	Q 10	Q 11	Q 12	Q 13	Q 14	Q 15	
Dr. P. M. Pisal	3.67	3.33	3.33	3.50	3.67	4.00	4.00	
Dr. S. N. Shringare	4.45	4.45	4.45	4.45	4.45	4.36	4.45	
Miss. B. B. Sogale	4.27	4.20	3.95	4.41	3.29	4.00	4.18	
Mr. V. D. Kadu	4.38	4.25	3.98	4.39	3.39	4.10	4.36	



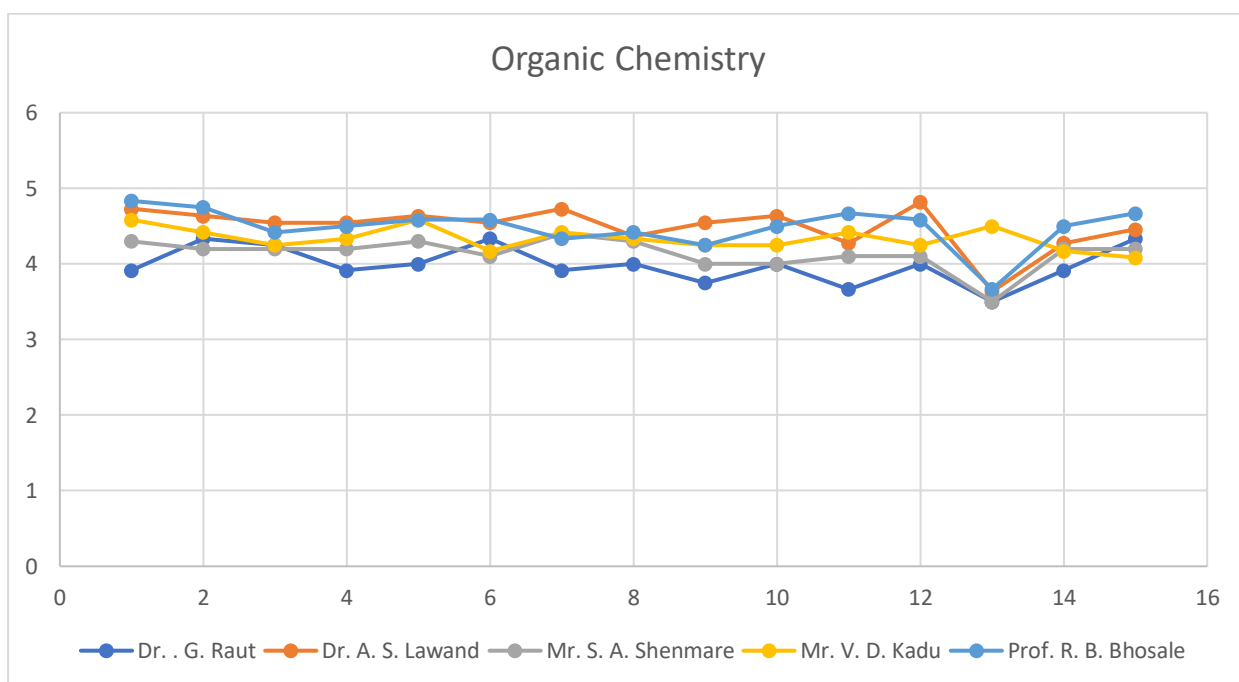
Department of Organic Chemistry

Semester I, Year I
12

Name of the Teacher	Q1	Q 2	Q 3	Q 4	Q 5	Q 6	Q 7	Q 8
Dr. A. S. Lawand	4.80	4.40	4.50	4.60	4.80	4.50	4.50	4.50
Dr. M. G. Mali	4.50	4.33	4.33	4.58	4.33	4.58	4.25	4.58
Miss. A. S. Gurubhatti	4.00	4.40	4.30	4.00	4.10	4.40	4.60	4.20
Mr. S. A. Shenmare	5.00	4.62	5.00	5.00	4.62	4.85	4.69	4.85
Mrs. A. N. Khalifa	4.85	4.54	4.62	4.85	4.38	4.23	4.85	4.62
Prof. R. B. Bhosale	4.92	5.00	4.83	4.83	4.75	4.83	4.58	4.67
	Q 9	Q 10	Q 11	Q 12	Q 13	Q 14	Q 15	
Dr. A. S. Lawand	4.70	4.50	4.50	4.80	3.50	4.30	4.70	
Dr. M. G. Mali	4.67	4.92	4.25	4.50	4.58	4.33	4.33	
Miss. A. S. Gurubhatti	4.00	4.20	4.00	4.10	3.40	3.90	4.60	
Mr. S. A. Shenmare	4.62	4.85	4.85	4.69	3.15	4.77	4.77	
Mrs. A. N. Khalifa	4.00	4.31	4.54	4.38	2.62	3.92	4.69	
Prof. R. B. Bhosale	4.67	5.00	4.92	4.75	3.25	4.67	4.75	



Name of the Teacher	Q1	Q 2	Q 3	Q 4	Q 5	Q 6	Q 7	Q 8
Dr. . G. Raut	3.92	4.33	4.25	3.92	4.00	4.33	3.92	4.00
Dr. A. S. Lawand	4.73	4.64	4.55	4.55	4.64	4.55	4.73	4.36
Mr. S. A. Shenmare	4.30	4.20	4.20	4.20	4.30	4.10	4.40	4.30
Mr. V. D. Kadu	4.58	4.42	4.25	4.33	4.58	4.17	4.42	4.33
Prof. R. B. Bhosale	4.83	4.75	4.42	4.50	4.58	4.58	4.33	4.42
	Q 9	Q 10	Q 11	Q 12	Q 13	Q 14	Q 15	
Dr. . G. Raut	3.75	4.00	3.67	4.00	3.50	3.92	4.33	
Dr. A. S. Lawand	4.55	4.64	4.27	4.82	3.64	4.27	4.45	
Mr. S. A. Shenmare	4.00	4.00	4.10	4.10	3.50	4.20	4.20	
Mr. V. D. Kadu	4.25	4.25	4.42	4.25	4.50	4.17	4.08	
Prof. R. B. Bhosale	4.25	4.50	4.67	4.58	3.67	4.50	4.67	



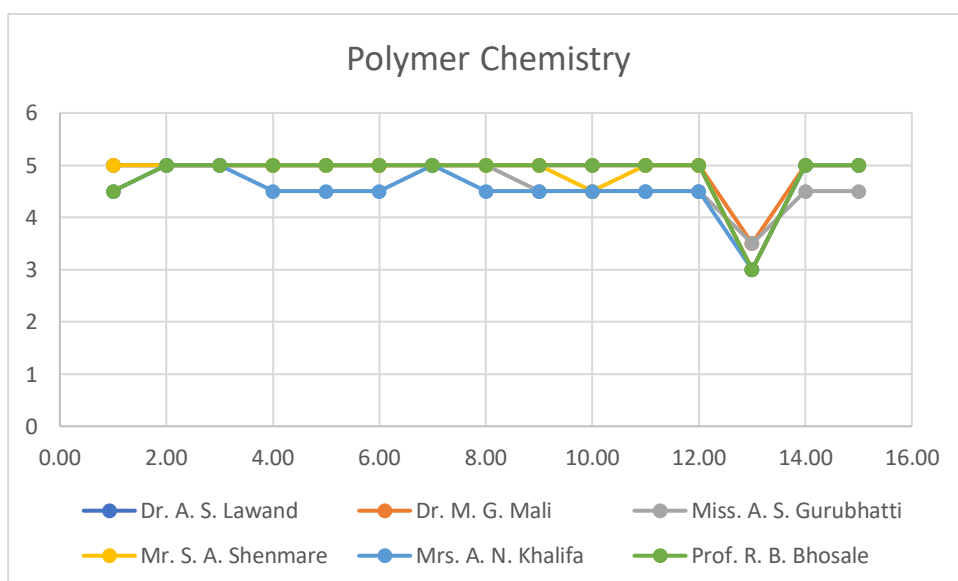
Department of Polymer Chemistry

Semester I, Year I

No of response=2

\

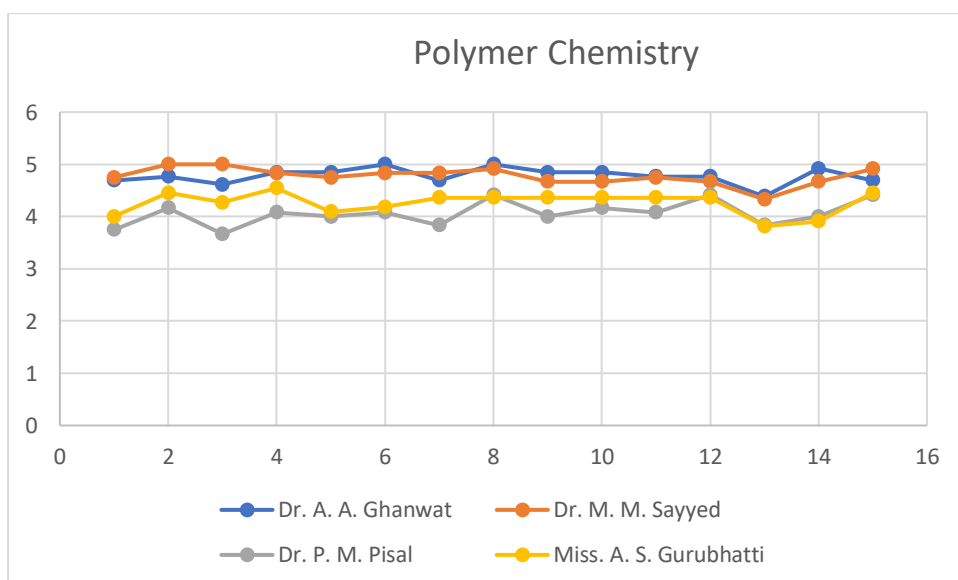
Name of the Teacher	Q1	Q 2	Q 3	Q 4	Q 5	Q 6	Q 7	Q 8
Dr. A. S. Lawand	5	5	5	5	5	5	5	5
Dr. M. G. Mali	5	5	5	5	5	5	5	5
Miss. A. S. Gurubhatti	5	5	5	5	5	5	5	5
Mr. S. A. Shenmare	5	5	5	5	5	5	5	5
Mrs. A. N. Khalifa	4.5	5	5	4.5	4.5	4.5	5	4.5
Prof. R. B. Bhosale	4.5	5	5	5	5	5	5	5
	Q 9	Q 10	Q 11	Q 12	Q 13	Q 14	Q 15	
Dr. A. S. Lawand	5	5	5	5	3	5	5	
Dr. M. G. Mali	5	5	5	5	3.5	5	5	
Miss. A. S. Gurubhatti	4.5	4.5	4.5	4.5	3.5	4.5	4.5	
Mr. S. A. Shenmare	5	4.5	5	5	3	5	5	
Mrs. A. N. Khalifa	4.5	4.5	4.5	4.5	3	5	5	
Prof. R. B. Bhosale	5	5	5	5	3	5	5	



Semester III, Year II

No of response=13

Name of the Teacher	Q1	Q 2	Q 3	Q 4	Q 5	Q 6	Q 7	Q 8
Dr. A. A. Ghanwat	4.69	4.77	4.62	4.85	4.85	5.00	4.69	5.00
Dr. M. M. Sayyed	4.75	5.00	5.00	4.83	4.75	4.83	4.83	4.92
Dr. P. M. Pisal	3.75	4.17	3.67	4.08	4.00	4.08	3.83	4.42
Miss. A. S. Gurubhatti	4.00	4.45	4.27	4.55	4.09	4.18	4.36	4.36
	Q 9	Q 10	Q 11	Q 12	Q 13	Q 14	Q 15	
Dr. A. A. Ghanwat	4.85	4.85	4.77	4.77	4.38	4.92	4.69	
Dr. M. M. Sayyed	4.67	4.67	4.75	4.67	4.33	4.67	4.92	
Dr. P. M. Pisal	4.00	4.17	4.08	4.42	3.83	4.00	4.42	
Miss. A. S. Gurubhatti	4.36	4.36	4.36	4.36	3.82	3.91	4.45	



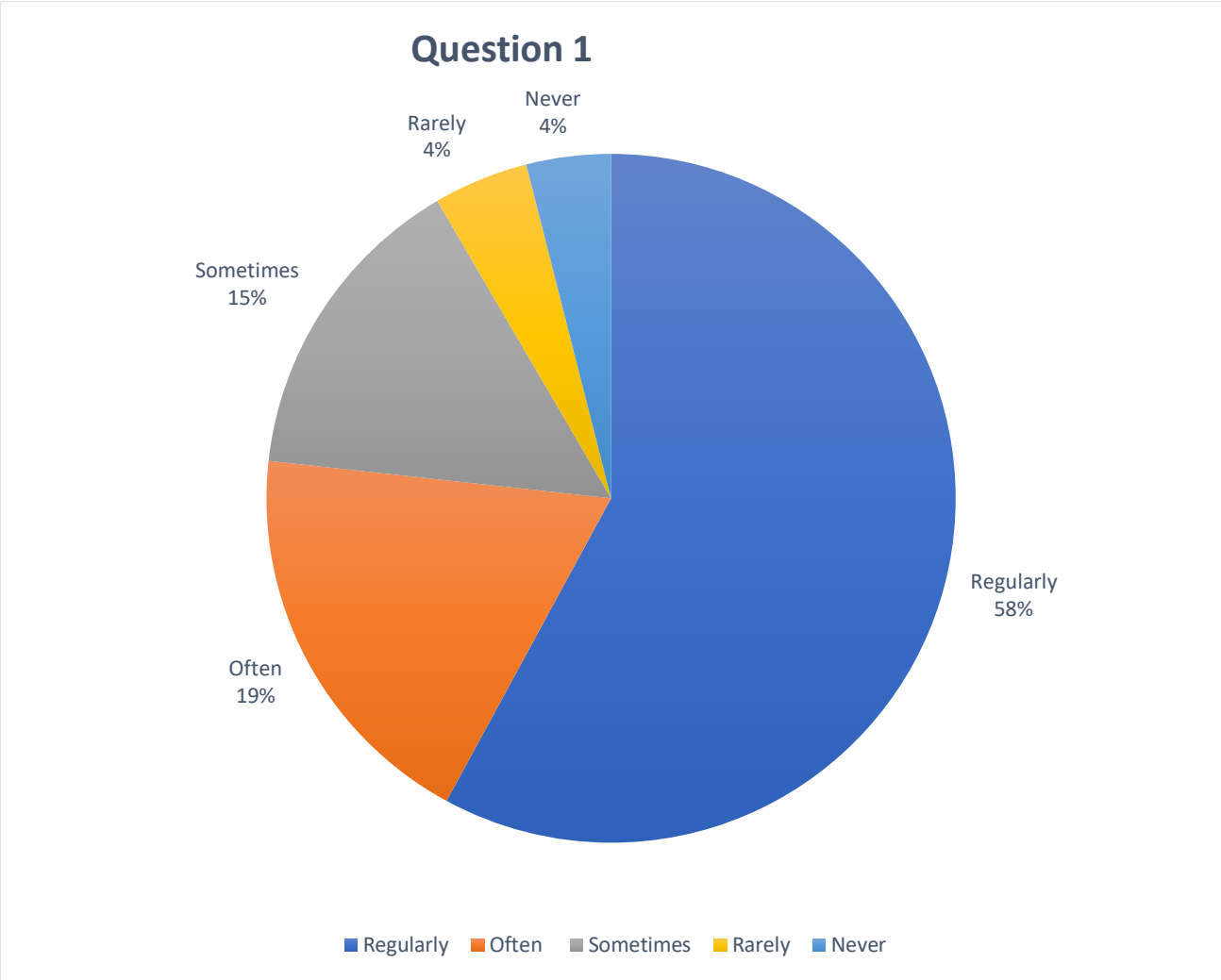
Punyashlok Ahilyadevi Holkar Solapur University

Student Satisfaction Survey

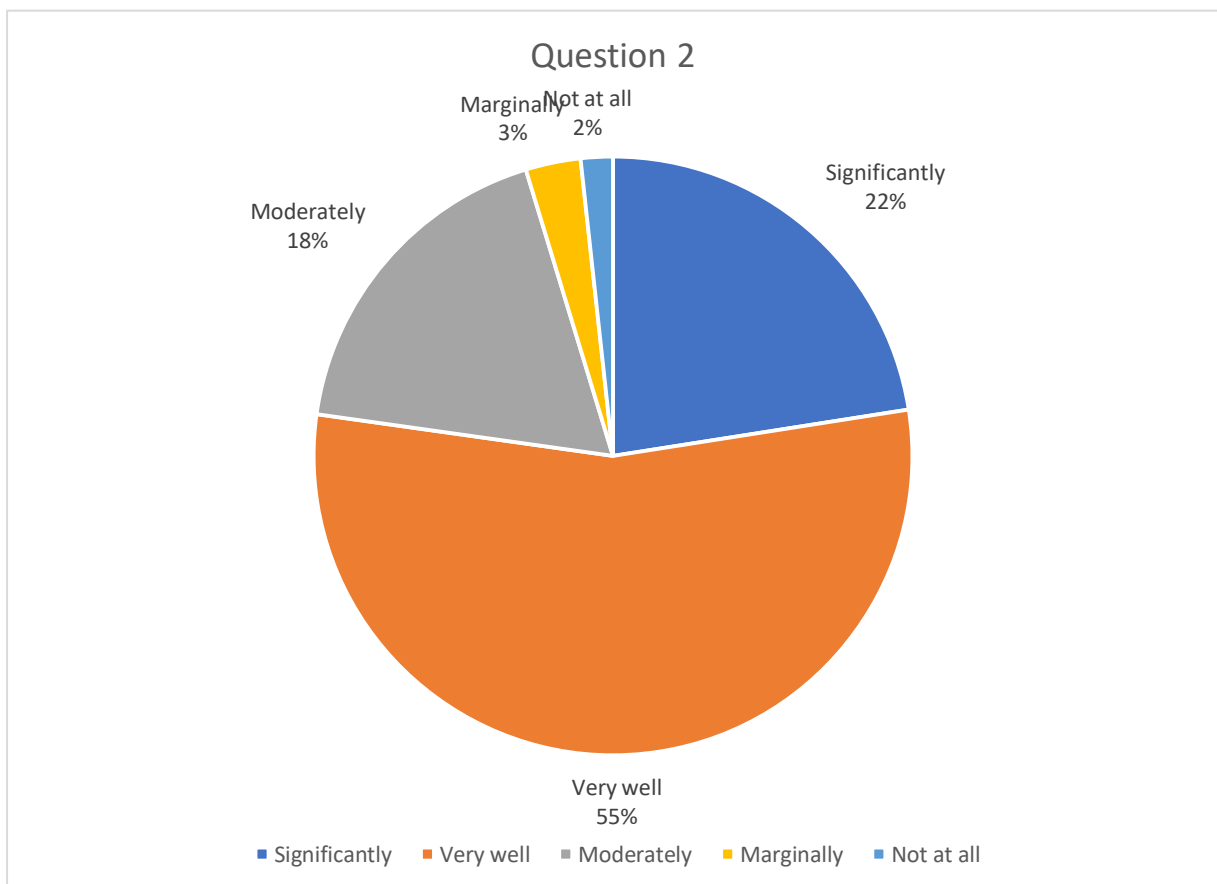
Academic Year 2019-20

Odd Semester

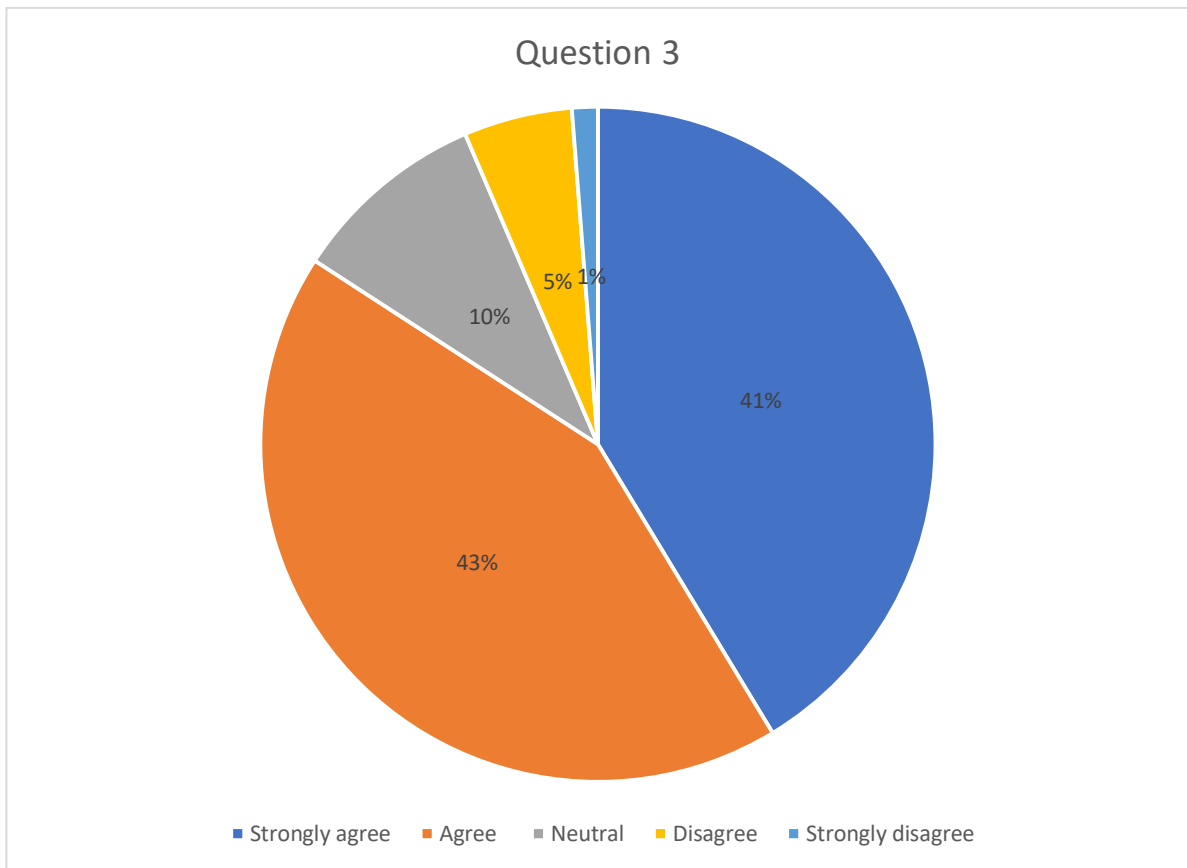
Q1) The University takes active interest in promoting internship, student exchange, field visit opportunities for students.



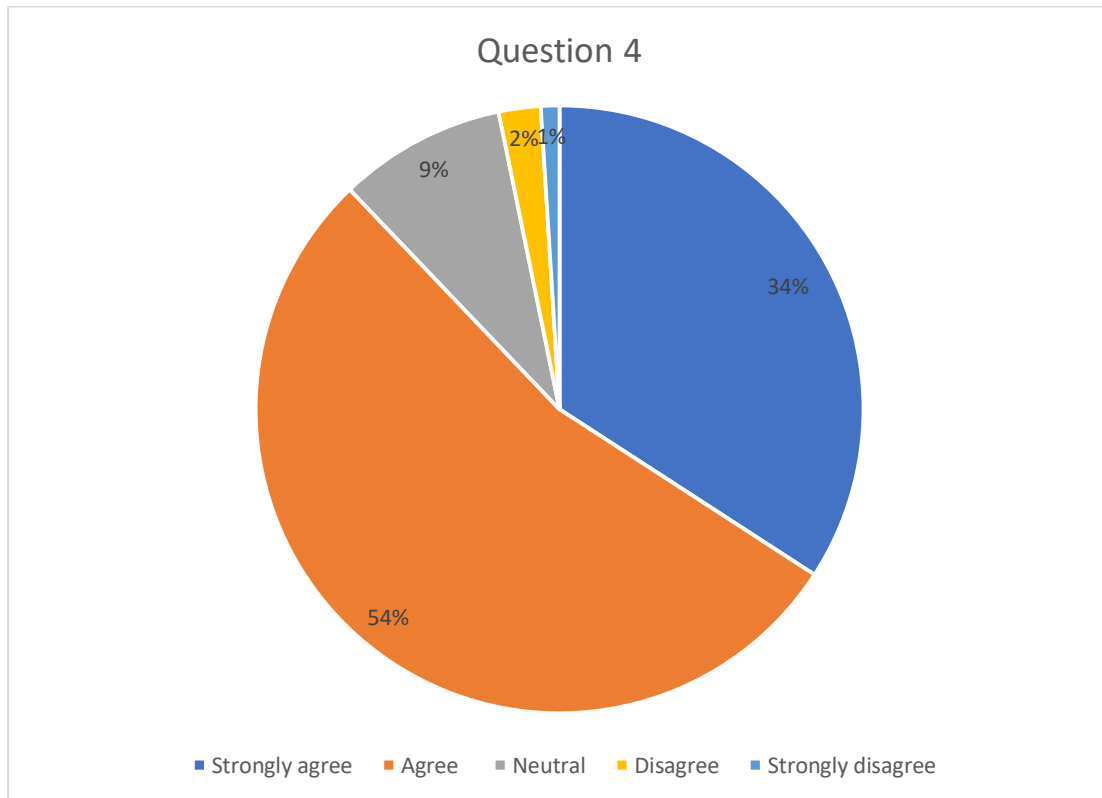
Q2) The teaching and mentoring process in your department facilitates you in cognitive, social and emotional growth.



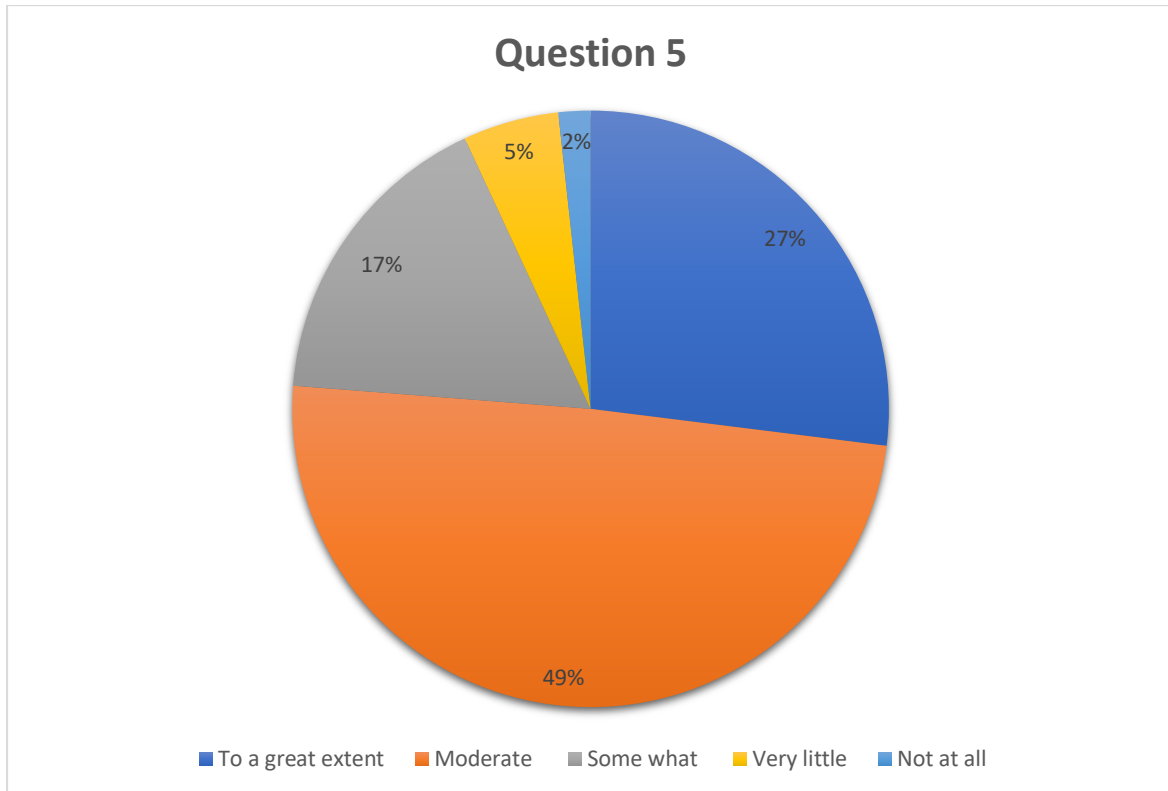
3) The University provides multiple opportunities to earn and learn.



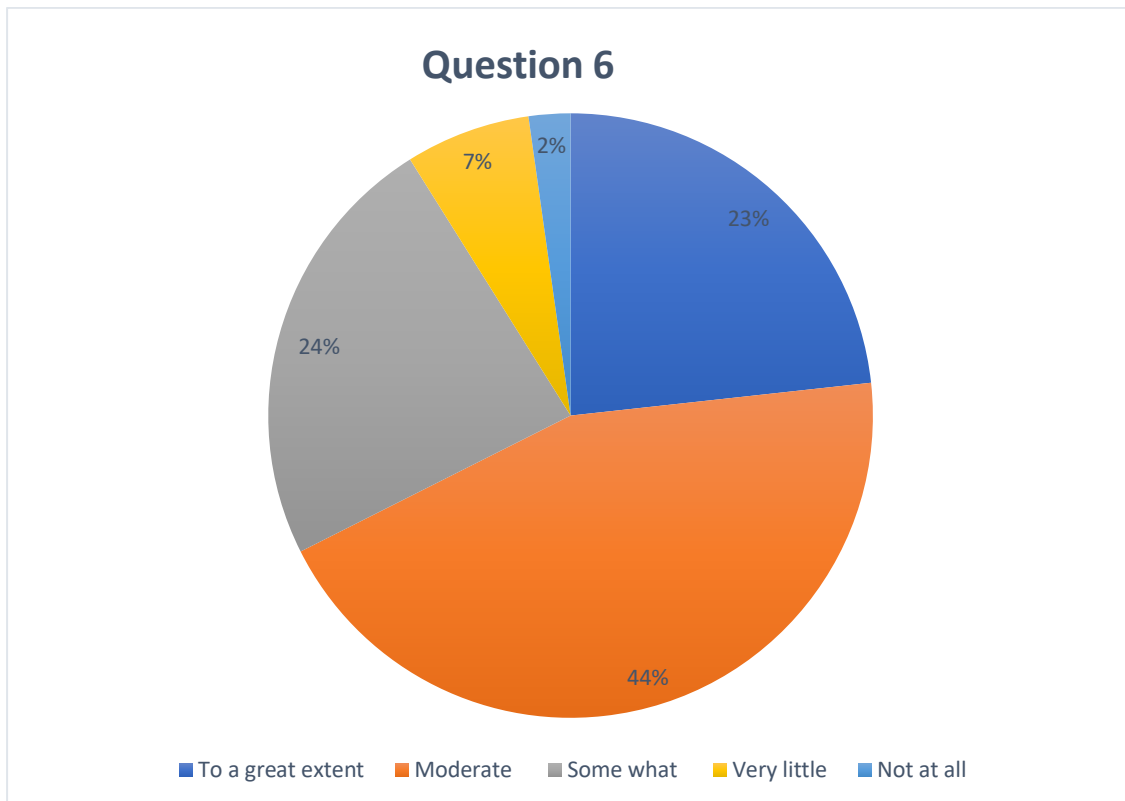
Q4) The University makes effort to engage students in the monitoring, review and continuous quality improvement of the teaching learning process.



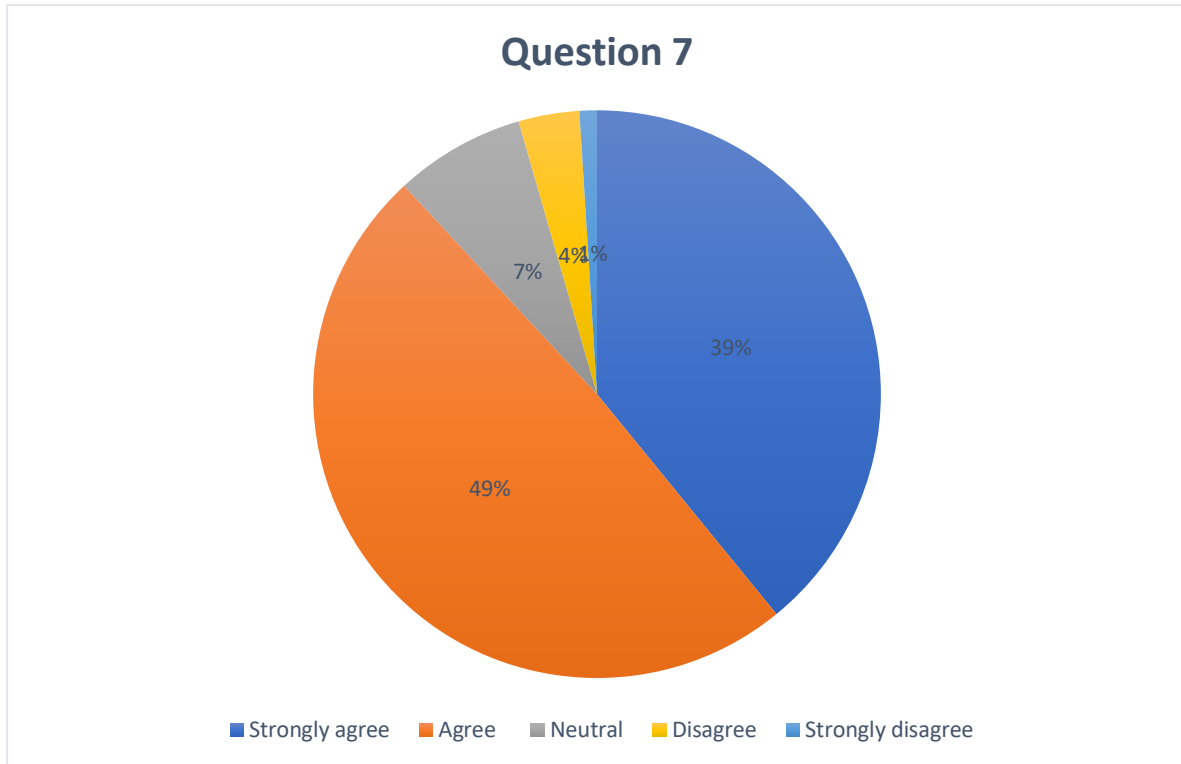
Q5) The teachers use student centric methods, such as experiential learning, participative learning and problem solving methodologies for enhancing learning experiences.



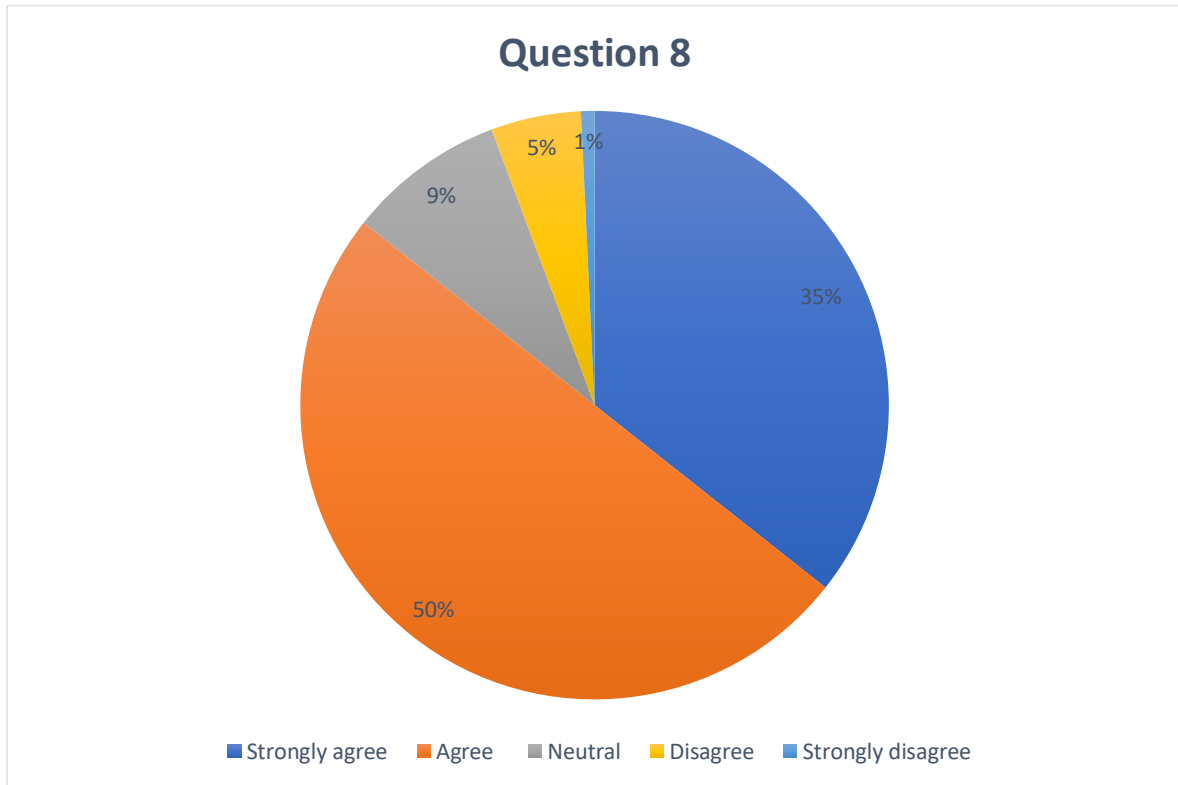
Q6) Efforts are made by the University to inculcate soft skills, life skills and employability skills to make you ready for the world of work.



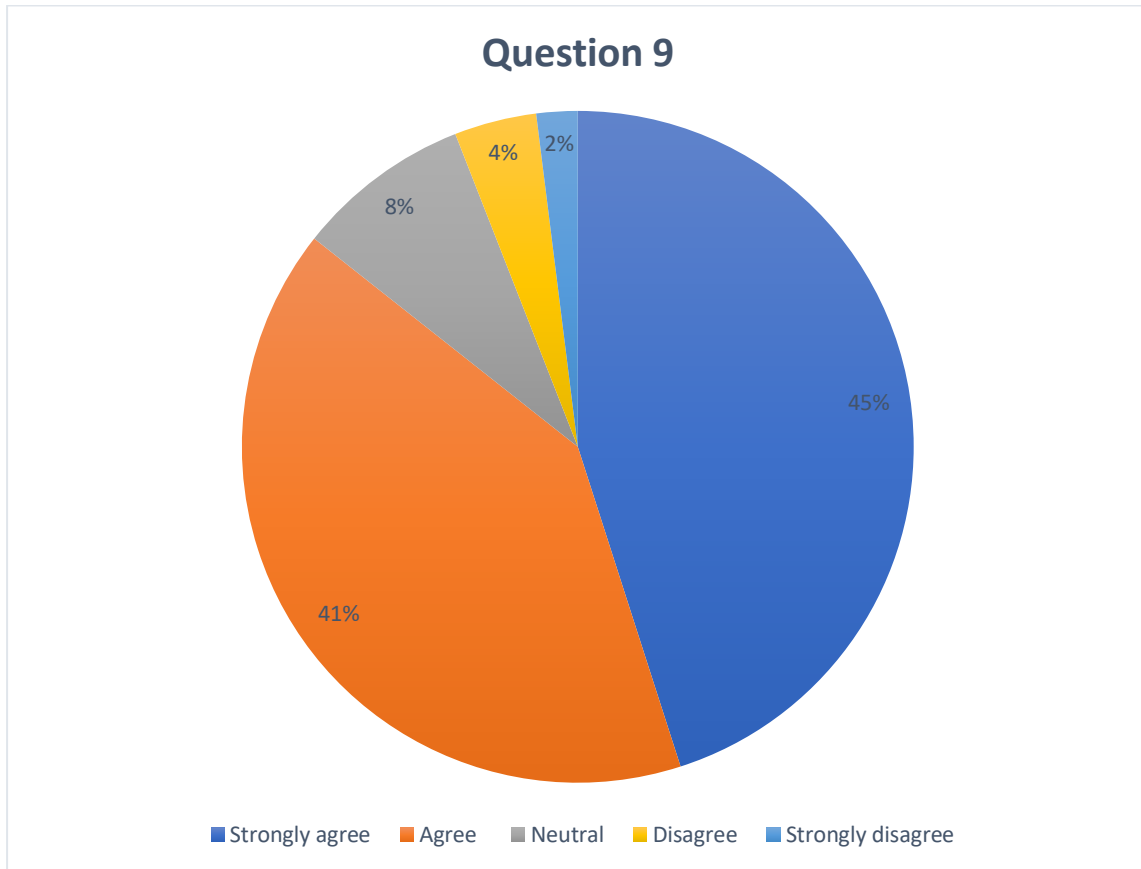
Q7) The overall quality of teaching-learning process in your institute is very good.



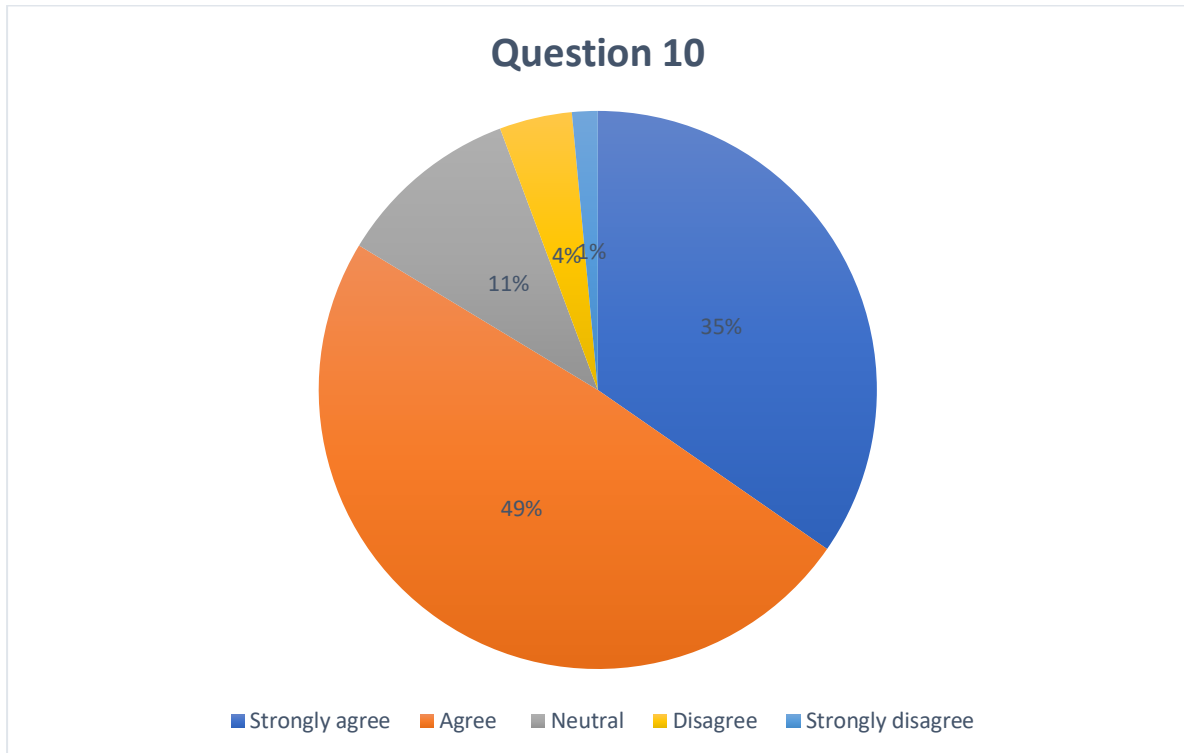
Q8) Sufficient facilities are available in your School/Department.



Q9) Whether number of Computers needed for the course are available



10) Do you find a positive change in the department activities in this semester?





Solapur University, Solapur

School of Computational Sciences

Online Feedback Reports

For even Semesters

- 1 – Student Feedback on Courses
- 2 – Student Feedback on Teachers
- 3 – Student General Feedback

For the Academic Year

2017-18

Procedure adopted for analysis of student feedback

The student feedback was obtained online using Google forms. Institutional email IDs were provided to every student for their use. The web links for the online forms were sent to each and every student and these links were activated at the time of obtaining the online feedback. The faculties from other departments were engaged in collecting the feedback from the students. Average values are used for the analysis purpose. Graphs are drawn to show the overall performance.

Form – 1

Student Feedback on Course for the academic year 2017–18

Following is the list of questions:

- Question 1: Learning value (in terms of skills, concepts, knowledge, analytical abilities, or broadening perspective)
- Question 2: Applicability/relevance to real life situations
- Question 3: Depth of course content
- Question 4: Extent of coverage of course
- Question 5: Internal assessment procedure
- Question 6: Clarity and relevance of reading material
- Question 7: Availability of library material
- Question 8: Extent of effort required by students
- Question 9: Relevance/learning value of project/report
- Question 10: Placement value
- Question 11: Conception clarity
- Question 12: Fairness of evaluation

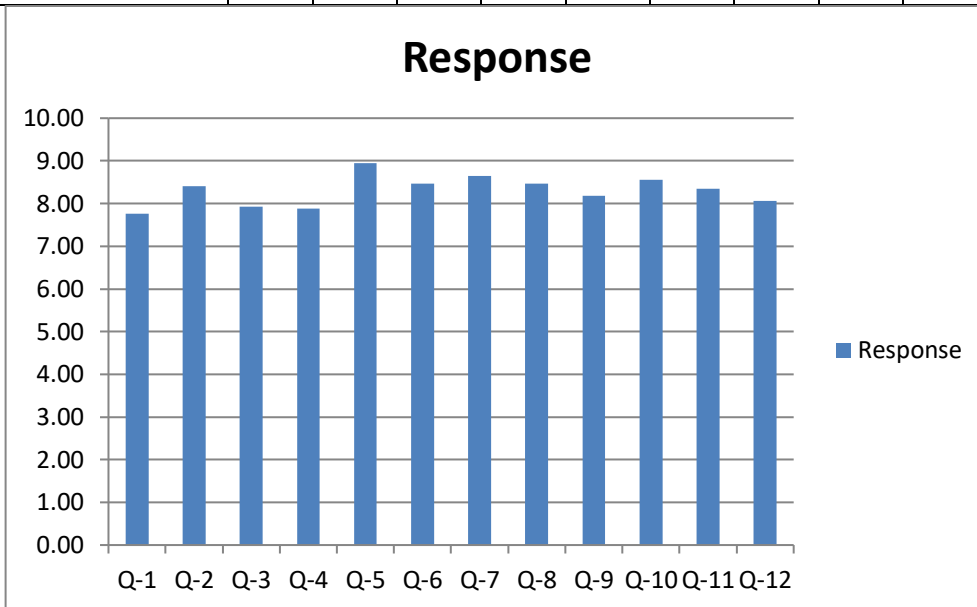
Feedback was obtained from 1 to 10, 1 for poor performance and 10 for Very good performance.

Subject: **Computer Science**

Class: **M. Sc. I Semester II**

Data size: **17**

Sub: Computer Science	Question 1	Question 2	Question 3	Question 4	Question 5	Question 6	Question 7	Question 8	Question 9	Question 10	Question 11	Question 12
Academic Year: 2017-18	7.76	8.41	7.93	7.88	8.94	8.47	8.65	8.47	8.18	8.56	8.35	8.06

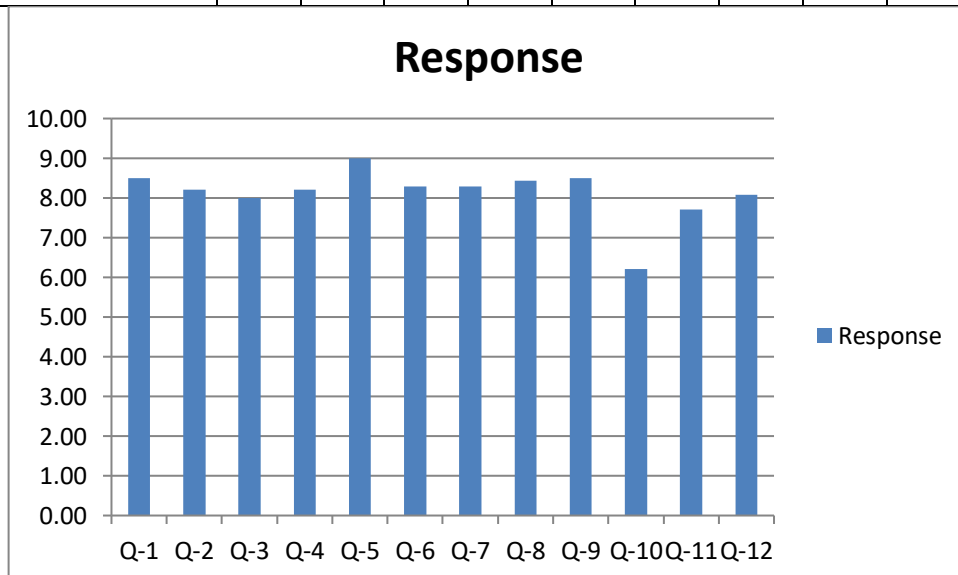


Subject: **Computer Science**

Class: **M. Sc. II Semester IV**

Data size: **14**

Sub: Computer Science	Question 1	Question 2	Question 3	Question 4	Question 5	Question 6	Question 7	Question 8	Question 9	Question 10	Question 11	Question 12
Academic Year: 2017-18	8.50	8.21	8.00	8.21	9.00	8.29	8.29	8.43	8.50	6.21	7.71	8.07

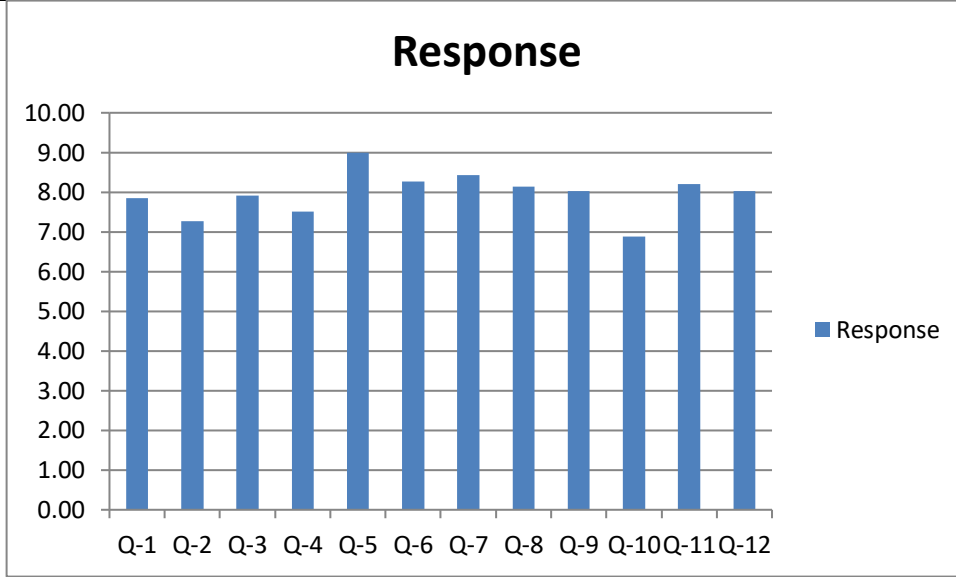


Subject: **Mathematics**

Class: **M. Sc. I Semester II**

Data size: **34**

Sub: Mathematics	Question 1	Question 2	Question 3	Question 4	Question 5	Question 6	Question 7	Question 8	Question 9	Question 10	Question 11	Question 12
Academic Year: 2017-18	7.85	7.26	7.91	7.52	9.00	8.26	8.42	8.15	8.03	6.88	8.21	8.03

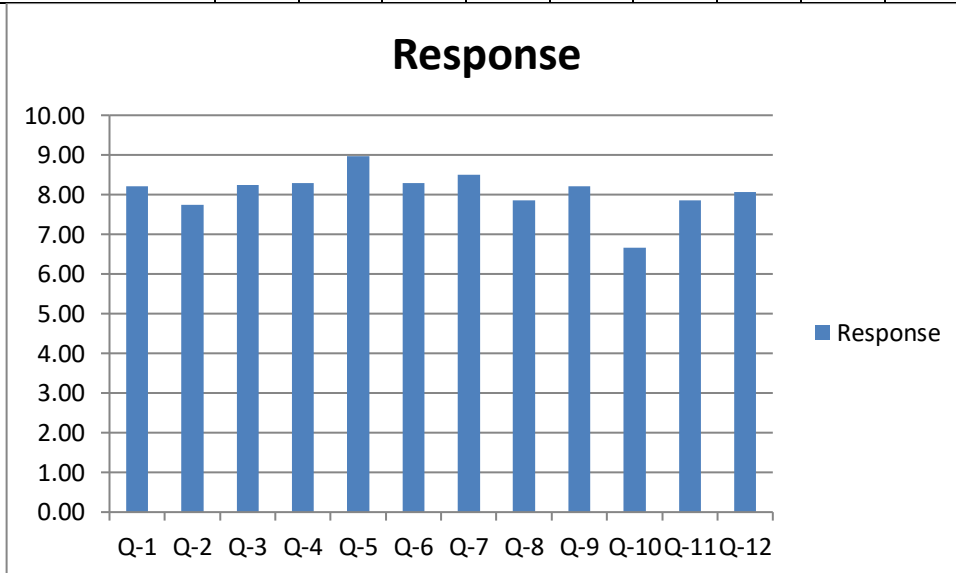


Subject: **Mathematics**

Class: **M. Sc. II Semester IV**

Data size: **34**

Sub: Mathematics	Question 1	Question 2	Question 3	Question 4	Question 5	Question 6	Question 7	Question 8	Question 9	Question 10	Question 11	Question 12
Academic Year: 2017-18	8.21	7.74	8.24	8.29	8.97	8.29	8.50	7.85	8.21	6.67	7.85	8.06

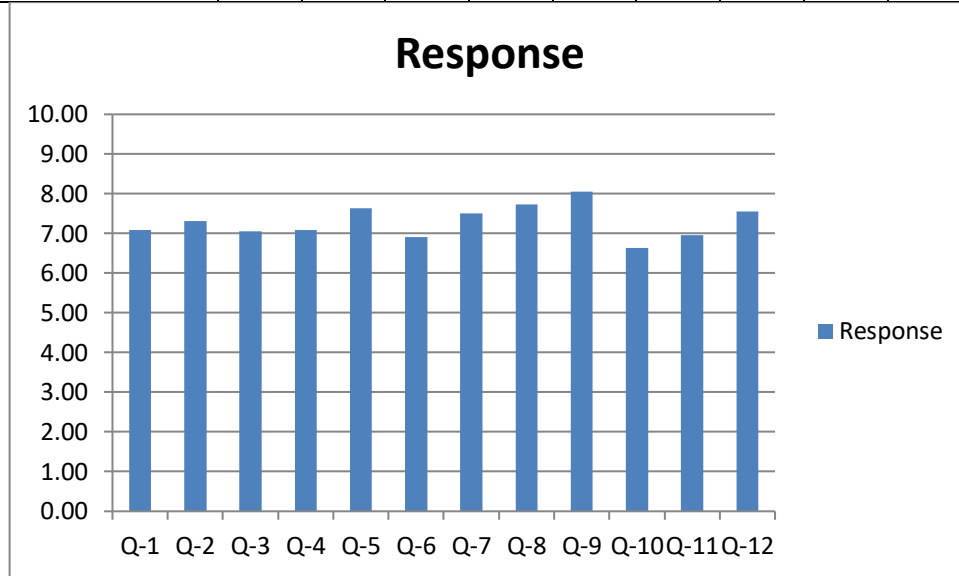


Subject: MCA

Class: MCA II Semester IV

Data size: 22

Sub: Computer Science	Question 1	Question 2	Question 3	Question 4	Question 5	Question 6	Question 7	Question 8	Question 9	Question 10	Question 11	Question 12
Academic Year: 2017-18	7.09	7.32	7.05	7.09	7.64	6.91	7.50	7.73	8.05	6.64	6.95	7.55

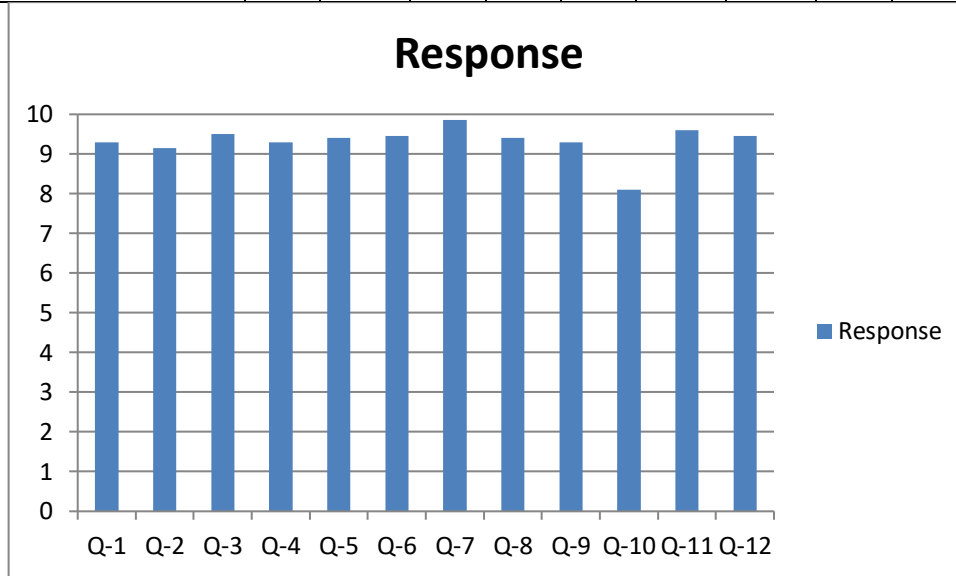


Subject: **Statistics**

Class: **M. Sc. I Semester II**

Data size: **20**

Sub: Statistics	Question 1	Question 2	Question 3	Question 4	Question 5	Question 6	Question 7	Question 8	Question 9	Question 10	Question 11	Question 12
Academic Year: 2017-18	9.3	9.15	9.5	9.3	9.4	9.45	9.85	9.4	9.3	8.11	9.6	9.45

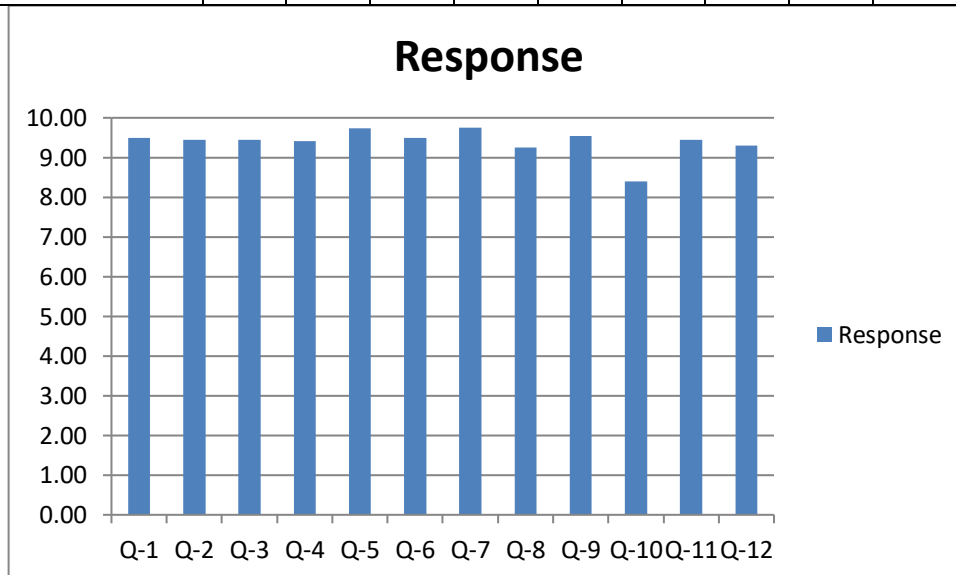


Subject: **Statistics**

Class: **M. Sc. II Semester IV**

Data size: **20**

Sub: Statistics	Question 1	Question 2	Question 3	Question 4	Question 5	Question 6	Question 7	Question 8	Question 9	Question 10	Question 11	Question 12
Academic Year: 2017-18	9.50	9.45	9.45	9.42	9.74	9.50	9.75	9.25	9.55	8.40	9.45	9.30



Form – 2

Student Feedback on Teachers for the academic year 2017–18

Following is the list of questions:

Question 1: Extent of teacher's class preparation

Question 2: Extent of syllabus taught in class

Question 3: Communication skills (in terms of articulation and comprehensibility)

Question 4: Interest generated by the teacher

Question 5: Ability to integrate course material with environment/other issues to provide a broader perspective

Question 6: Ability to integrate across the courses/draw upon other courses

Question 7: Accessibility of the teacher in and out of the class (includes availability of the teacher to motivate outside class discussion)

Question 8: Ability to design quiz programs/examinations/assignments/projects to test understanding of the course

Question 9: Provision of sufficient timely feedback

Question 10: Knowledge base of the teacher (as perceived by you)

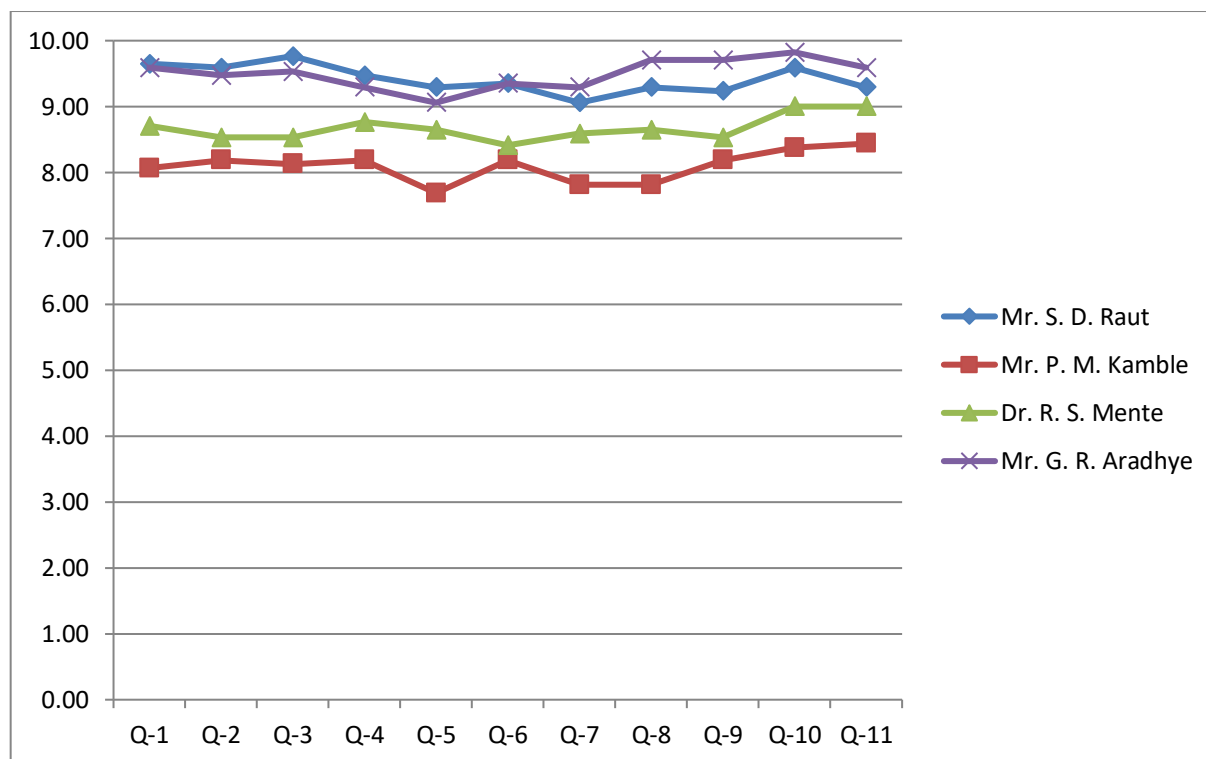
Question 11: Sincerity/commitment of the teacher

Feedback was obtained from 1 to 10, 1 for poor performance and 10 for Very good performance.

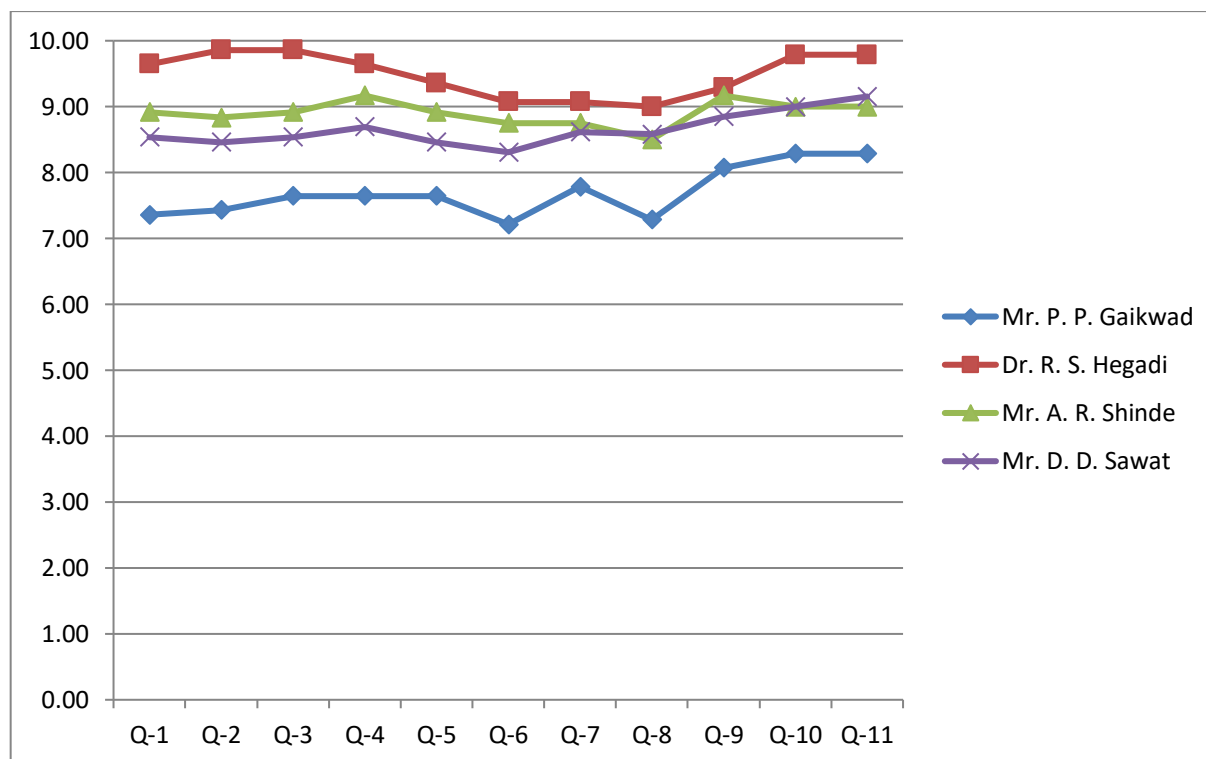
Subject: **Computer Science**

Class: **M. Sc. I Semester II**

Faculty	Q-1	Q-2	Q-3	Q-4	Q-5	Q-6	Q-7	Q-8	Q-9	Q-10	Q-11	Respo-ndents
Mr. S. D. Raut	9.65	9.59	9.76	9.47	9.29	9.35	9.06	9.29	9.24	9.59	9.29	17
Mr. P. M. Kamble	8.06	8.19	8.13	8.19	7.69	8.19	7.81	7.81	8.19	8.38	8.44	16
Dr. R. S. Mente	8.71	8.53	8.53	8.76	8.65	8.41	8.59	8.65	8.53	9.00	9.00	17
Mr. G. R. Aradhya	9.59	9.47	9.53	9.29	9.06	9.35	9.29	9.71	9.71	9.82	9.59	17



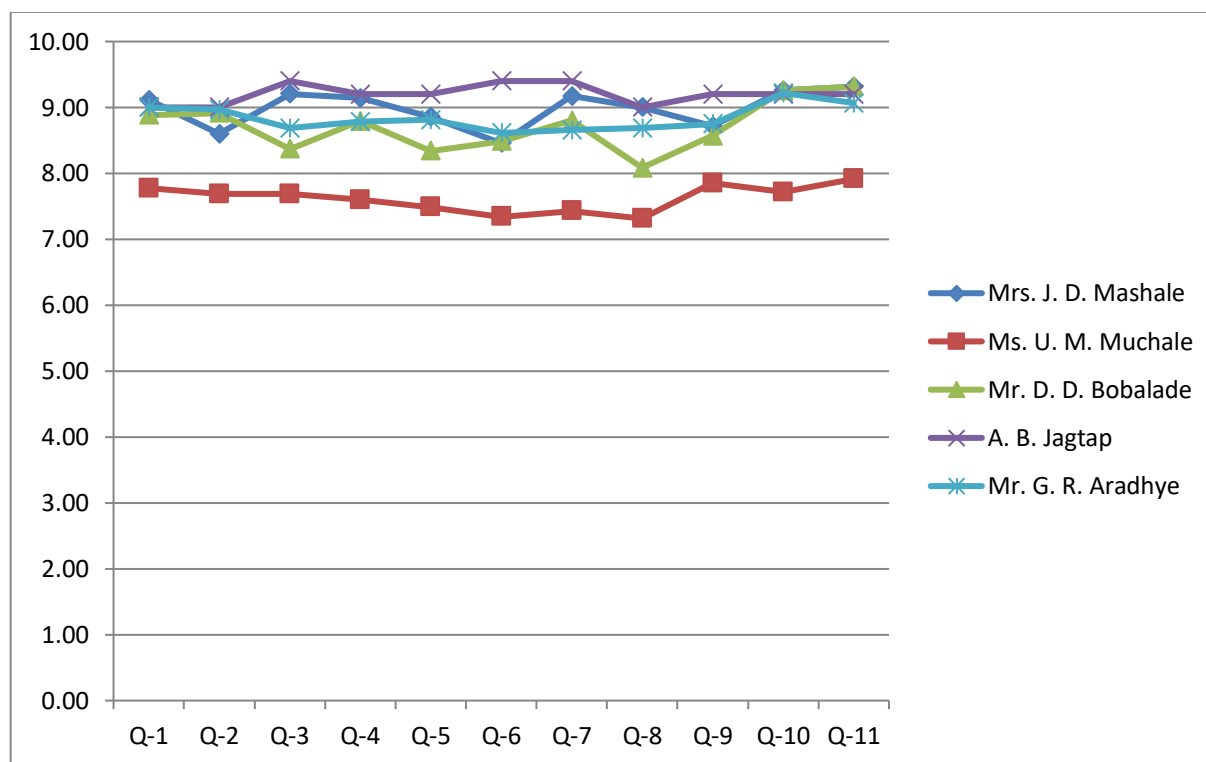
Faculty	Q-1	Q-2	Q-3	Q-4	Q-5	Q-6	Q-7	Q-8	Q-9	Q-10	Q-11	Respo-ndents
Mr. P. P. Gaikwad	7.36	7.43	7.64	7.64	7.64	7.21	7.79	7.29	8.07	8.29	8.29	14
Dr. R. S. Hegadi	9.64	9.86	9.86	9.64	9.36	9.07	9.07	9.00	9.29	9.79	9.79	14
Mr. A. R. Shinde	8.92	8.83	8.92	9.17	8.92	8.75	8.75	8.50	9.17	9.00	9.00	12
Mr. D. D. Sawat	8.54	8.46	8.54	8.69	8.46	8.31	8.62	8.58	8.85	9.00	9.15	13



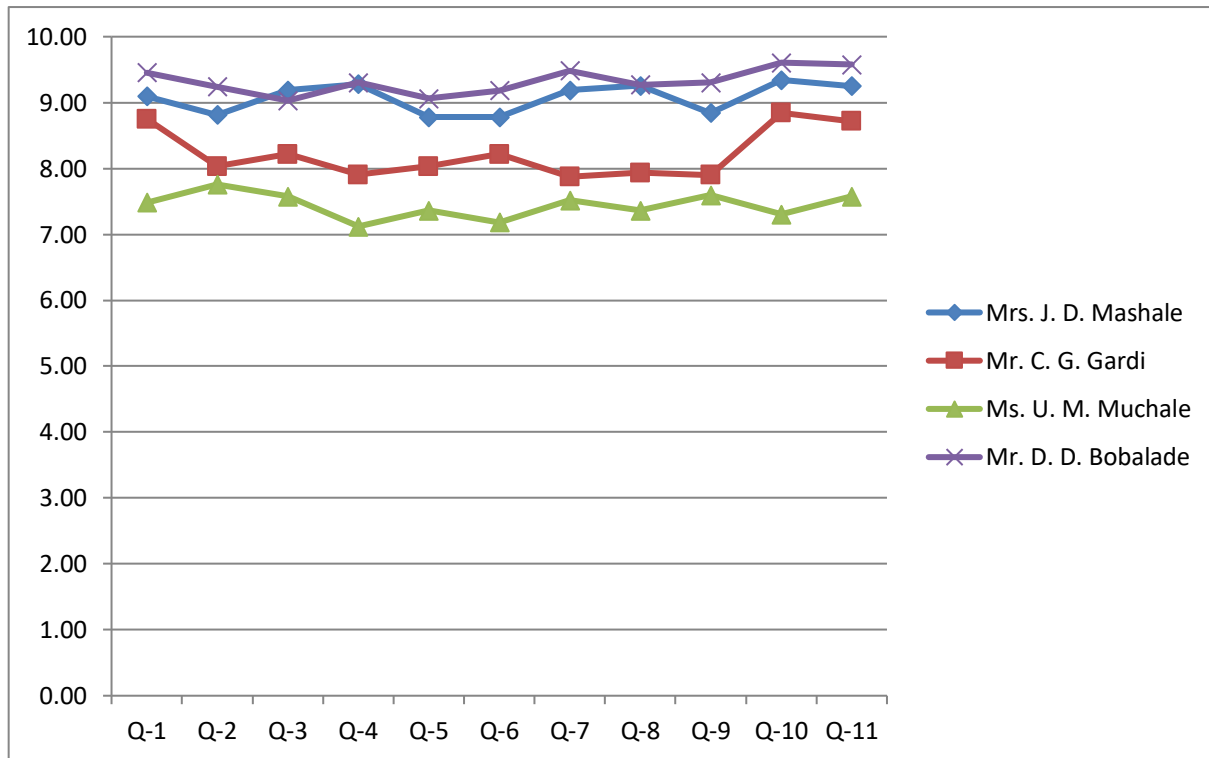
Subject: **Mathematics**

Class: **M. Sc. I Semester II**

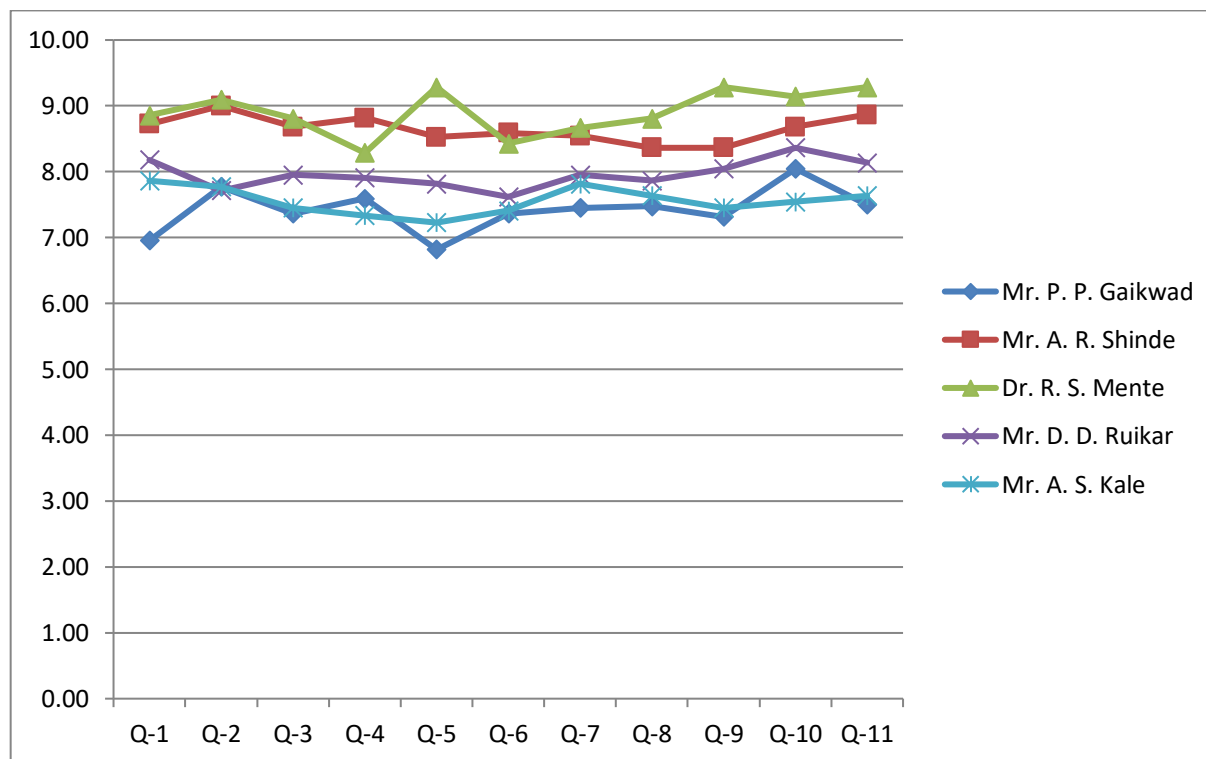
Faculty	Q-1	Q-2	Q-3	Q-4	Q-5	Q-6	Q-7	Q-8	Q-9	Q-10	Q-11	Respo-ndents
Mrs. J. D. Mashale	9.11	8.60	9.21	9.14	8.86	8.46	9.17	9.00	8.71	9.26	9.31	35
Ms. U. M. Muchale	7.77	7.69	7.69	7.60	7.49	7.34	7.43	7.31	7.85	7.71	7.91	35
Mr. D. D. Bobalade	8.89	8.91	8.37	8.79	8.34	8.49	8.80	8.09	8.57	9.26	9.31	35
A. B. Jagtap	9.00	9.00	9.40	9.20	9.20	9.40	9.40	9.00	9.20	9.20	9.20	5
Mr. G. R. Aradhya	9.00	8.97	8.69	8.78	8.81	8.61	8.66	8.69	8.75	9.22	9.06	32



Faculty	Q-1	Q-2	Q-3	Q-4	Q-5	Q-6	Q-7	Q-8	Q-9	Q-10	Q-11	Respo-ndents
Mrs. J. D. Mashale	9.09	8.81	9.19	9.28	8.78	8.78	9.19	9.26	8.84	9.34	9.25	32
Mr. C. G. Gardi	8.75	8.03	8.22	7.91	8.03	8.22	7.88	7.94	7.90	8.84	8.72	32
Ms. U. M. Muchale	7.48	7.76	7.58	7.12	7.36	7.18	7.52	7.36	7.59	7.30	7.58	33
Mr. D. D. Bobalade	9.45	9.24	9.03	9.30	9.06	9.18	9.48	9.27	9.30	9.61	9.58	32



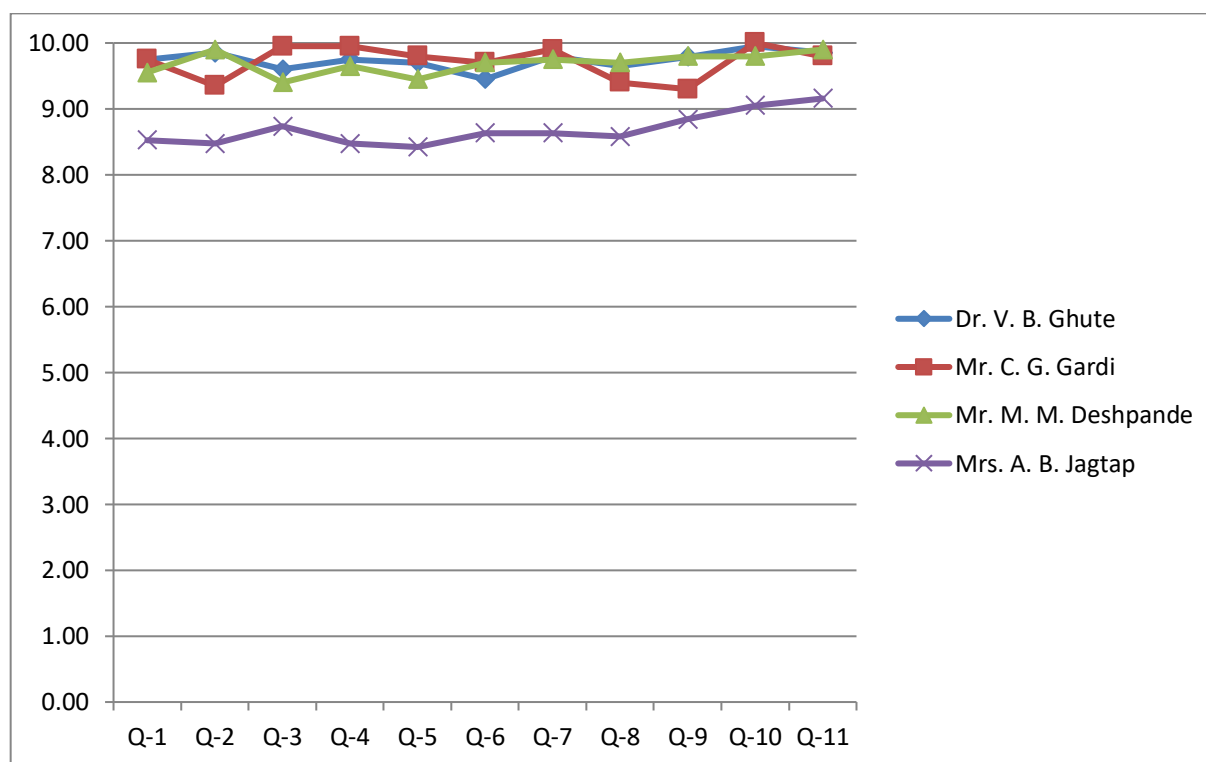
Faculty	Q-1	Q-2	Q-3	Q-4	Q-5	Q-6	Q-7	Q-8	Q-9	Q-10	Q-11	Respo-ndents
Mr. P. P. Gaikwad	6.95	7.77	7.36	7.59	6.82	7.36	7.45	7.48	7.32	8.05	7.50	21
Mr. A. R. Shinde	8.73	9.00	8.68	8.82	8.52	8.59	8.55	8.36	8.36	8.68	8.86	22
Dr. R. S. Mente	8.86	9.10	8.81	8.29	9.29	8.43	8.67	8.81	9.29	9.14	9.29	21
Mr. D. D. Ruikar	8.18	7.71	7.95	7.91	7.82	7.62	7.95	7.86	8.05	8.36	8.14	22
Mr. A. S. Kale	7.86	7.77	7.45	7.33	7.23	7.41	7.82	7.64	7.45	7.55	7.64	22



Subject: **Statistics**

Class: **M. Sc. I Semester II**

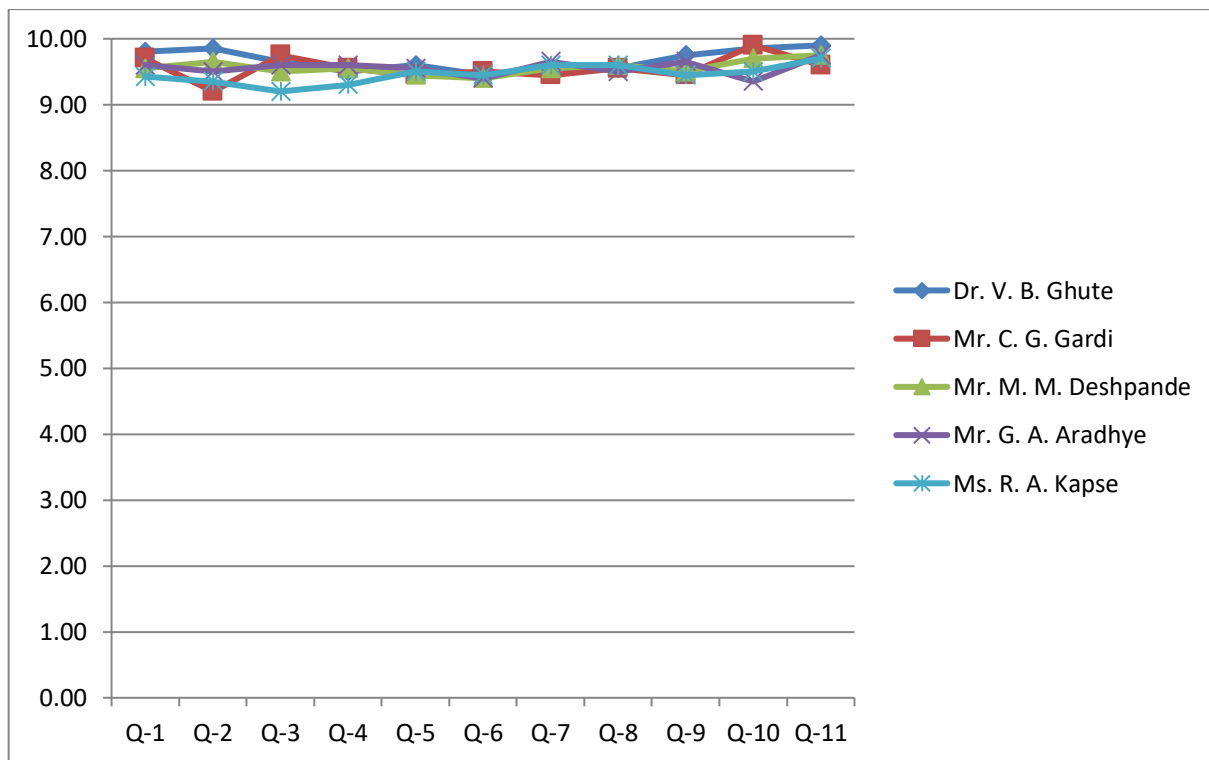
Faculty	Q-1	Q-2	Q-3	Q-4	Q-5	Q-6	Q-7	Q-8	Q-9	Q-10	Q-11	Respo-ndents
Dr. V. B. Ghute	9.75	9.85	9.60	9.75	9.70	9.45	9.80	9.65	9.79	9.95	9.85	20
Mr. C. G. Gardi	9.75	9.35	9.95	9.95	9.80	9.70	9.90	9.40	9.30	10.00	9.80	20
Mr. M. M. Deshpande	9.55	9.90	9.40	9.65	9.45	9.70	9.75	9.70	9.80	9.80	9.90	20
Mrs. A. B. Jagtap	8.53	8.47	8.74	8.47	8.42	8.63	8.63	8.58	8.84	9.05	9.16	19



Subject: **Statistics**

Class: **M. Sc. II Semester IV**

Faculty	Q-1	Q-2	Q-3	Q-4	Q-5	Q-6	Q-7	Q-8	Q-9	Q-10	Q-11	Respo-ndents
Dr. V. B. Ghute	9.80	9.85	9.65	9.50	9.60	9.45	9.55	9.55	9.75	9.85	9.90	20
Mr. C. G. Gardi	9.70	9.20	9.75	9.55	9.45	9.50	9.45	9.55	9.45	9.90	9.60	20
Mr. M. M. Deshpande	9.55	9.65	9.50	9.55	9.45	9.40	9.55	9.60	9.50	9.70	9.75	20
Mr. G. A. Aradhya	9.60	9.50	9.60	9.60	9.55	9.40	9.65	9.50	9.65	9.35	9.75	20
Ms. R. A. Kapse	9.42	9.35	9.20	9.30	9.50	9.45	9.60	9.60	9.45	9.50	9.70	20



Form – 3

Student General Feedback for the academic year 2017–18 SEM-II

Q. No	Question Description	Response	Respondents from Department of		
			Computer Science	Mathematics	Statistics
1	In case no optional courses were available, would you have liked to have some other?	Yes	15	26	14
		No	1	7	6
2	Was it possible to take a course in other departments?	Yes	9	21	13
		No	7	12	7
3	If, yes did you benefit from the interdisciplinary study?	Yes	12	25	15
		No	5	7	4
4	If not, would you have liked to do interdisciplinary course?	Yes	11	21	6
		No	6	9	10
5	Was the practical/ workshop component of your courses sequenced integrally with theory classes?	Yes	17	29	19
		No	0	4	1
6	Were the laboratories/workshops adequately equipped and properly maintained?	Yes, fully	12	17	18
		Yes, partly	5	16	2
		No	0	0	0
7	Were you provided training in Library use	Yes	15	16	18
		No	2	16	2
8	To what extent were you provided with Computer Internet facilities on Campus/Department?	Excellent	11	14	15
		Adequate	5	17	5
		Inadequate	1	2	0
		None	0	0	0
9	To what extent were you provided with sports facilities on campus?	Excellent	4	9	9
		Adequate	9	19	10
		Inadequate	2	4	0
		None	2	1	1
10	Is the internal assessment system conducive to	regular work	10	17	14
		understanding the course	3	11	5
		early discovery of difficulties	1	4	1
		interaction with the teacher	3	1	0
11	Did the Department have provision to take case of grievances?	Yes	15	25	17
		No	1	7	3

12	At the end of the programme of study you came out	the same as before	4	4	6
		better informed and skilled	7	21	14
		more enthusiastic for further study	6	8	0
		less enthusiastic for further study	0	0	0
13	When you meet students who have taken a similar programme at other institutions do you feel?	Inferior	1	7	2
		superior	9	16	10
		equal	4	7	7
		can't say	3	3	1
14	How do you rate the student-teacher relationship in your department?	very good	14	13	17
		good	3	16	3
		satisfactory	0	4	0
		unsatisfactory	0	0	0
15	How do you find the institution's administrative offices?	very helpful	10	9	9
		helpful	6	24	11
		indifferent	1	0	0
		cumbersome	0	0	0
16	Are you satisfied with the hostel facilities?	good	1	13	13
		good but inadequate	7	16	7
		unsatisfactory	6	3	0
		bad	3	0	0
17	How do you rate the facilities at the Heath Centre?	good	9	20	10
		good but inadequate	6	12	7
		unsatisfactory	1	1	3
		bad	1	0	0
18	Are the health facilities available on time?	Yes	15	31	16
		No	2	1	3
19	Did you participate in any of the extracurricular activities of the department/institution?	always	9	14	15
		often	0	4	1
		sometimes	8	15	4
		never	0	0	0
20	Has your time at the University been intellectually enriching?	Yes	12	15	12
		mostly	3	16	8
		marginally	2	0	0
		no	0	2	0
21	After having completed the present course what is your reaction about - Teacher	Proudly	15	30	20
		Indifferently	2	3	0
		Negatively	0	0	0
		Humorously	0	0	0
22	After having completed the present course what is your reaction about -Department	Proudly	13	29	20
		Indifferently	3	4	0
		Negatively	0	0	0

		Humorously	0	0	0
23	After having completed the present course what is your reaction about -Non Teaching Staff	Proudly	13	27	19
		Indifferently	4	5	0
		Negatively	0	1	0
		Humorously	0	0	1
24	After having completed the present course what is your reaction about -Institution	Proudly	13	27	19
		Indifferently	3	6	0
		Negatively	0	0	0
		Humorously	1	0	1
25	Have you made any friendships during the course which you expect will last long?	many	10	17	16
		some	6	14	3
		a few	0	2	1
		none	1	0	0
26	What is your opinion about the SET/NET coaching organized by your Department?	Most useful	11	21	12
		Useful	5	11	8
		of no use	1	1	0
		Not applicable	0	0	0
27	What is your opinion about the Department Study Tour?	Educational	10	11	8
		Entertaining	1	1	0
		Educational & Entertaining	6	14	10
		Not applicable	0	7	2
28	How do you find the Departmental Climate?	Healthy	11	16	16
		Satisfactory	5	17	4
		Unsatisfactory	0	0	0
		Poor	1	0	0
29	Have you benefited from the Work on Demand of the University?	Very useful	12	21	19
		Useful but obstacle in way of Studies	5	11	1
		Facilities were insufficient	0	1	0
		Not Applicable	0	0	0
30	Are you satisfied with the Banking facilities?	Most useful	4	5	6
		Useful	7	15	11
		No use	6	9	2
		Not applicable	0	4	1

Form – 3

Student General Feedback for the academic year 2017–18 SEM-IV

Q. No	Question Description	Response	Respondents from Department of			
			Computer Science	Mathematics	MCA SEM-V	Statistics
1	In case no optional courses were available, would you have liked to have some other?	Yes	11	27	13	13
		No	3	6	9	7
2	Was it possible to take a course in other departments?	Yes	8	25	13	14
		No	6	8	9	6
3	If, yes did you benefit from the interdisciplinary study?	Yes	11	27	14	15
		No	1	3	7	5
4	If not, would you have liked to do interdisciplinary course?	Yes	6	12	15	9
		No	7	17	5	9
5	Was the practical/ workshop component of your courses sequenced integrally with theory classes?	Yes	14	30	17	19
		No	0	3	5	1
6	Were the laboratories/workshops adequately equipped and properly maintained?	Yes, fully	4	19	13	16
		Yes, partly	9	12	8	4
		No	1	2	1	0
7	Were you provided training in Library use	Yes	6	19	16	17
		No	8	14	6	3
8	To what extent were you provided with Computer Internet facilities on Campus/Department?	Excellent	8	18	17	18
		Adequate	6	12	5	2
		Inadequate	0	3	0	0
		None	0	0	0	0
9	To what extent were you provided with sports facilities on campus?	Excellent	4	6	4	12
		Adequate	5	17	7	8
		Inadequate	4	7	7	0
		None	1	3	4	0
10	Is the internal assessment system conducive to	regular work	8	15	9	15
		understanding the course	6	15	7	3
		early discovery of difficulties	0	0	3	2
		interaction with the teacher	0	3	3	0
11	Did the Department have provision to take case of grievances?	Yes	9	27	16	20
		No	3	6	4	0
12	At the end of the programme of study you came out	the same as before	1	5	2	5
		better informed and skilled	10	20	14	13

		more enthusiastic for further study	2	7	6	2
		less enthusiastic for further study	0	1	0	0
13	When you meet students who have taken a similar programme at other institutions do you feel?	Inferior	2	4	0	3
		superior	8	19	15	13
		equal	3	7	4	3
		can't say	1	3	3	1
14	How do you rate the student-teacher relationship in your department?	very good	8	21	14	14
		good	5	9	5	6
		satisfactory	0	2	3	0
		unsatisfactory	0	1	0	0
15	How do you find the institution's administrative offices?	very helpful	5	12	7	8
		helpful	7	18	12	12
		indifferent	2	2	3	0
		cumbersome	0	1	0	0
16	Are you satisfied with the hostel facilities?	good	2	11	5	8
		good but inadequate	4	11	6	11
		unsatisfactory	6	3	3	1
		bad	1	2	6	0
17	How do you rate the facilities at the Heath Centre?	good	4	17	13	20
		good but inadequate	5	5	7	0
		unsatisfactory	4	8	2	14
		bad	1	3	0	3
18	Are the health facilities available on time?	Yes	13	23	18	3
		No	1	9	4	0
19	Did you participate in any of the extracurricular activities of the department/institution?	always	5	17	13	14
		often	3	5	3	5
		sometimes	6	10	5	1
		never	0	1	0	0
20	Has your time at the University been intellectually enriching?	Yes	7	14	9	20
		mostly	5	16	10	0
		marginally	1	1	2	0
		no	1	2	0	0
21	After having completed the present course what is your reaction about - Teacher	Proudly	12	31	19	20
		Indifferently	2	0	3	0
		Negatively	0	1	0	0
		Humorously	0	1	0	0
22	After having completed the present course what is your reaction about -Department	Proudly	14	30	19	18
		Indifferently	0	2	3	2
		Negatively	0	0	0	0
		Humorously	0	1	0	0
23	After having completed the present course what is your	Proudly	10	23	16	20
		Indifferently	4	8	6	0

	reaction about -Non Teaching Staff	Negatively	0	0	0	0
		Humorously	0	2	0	0
24	After having completed the present course what is your reaction about -Institution	Proudly	13	29	18	15
		Indifferently	1	3	4	5
		Negatively	0	0	0	0
		Humorously	0	1	0	0
25	Have you made any friendships during the course which you expect will last long?	many	9	21	14	13
		some	5	9	3	7
		a few	0	2	4	0
		none	0	1	1	0
26	What is your opinion about the SET/NET coaching organized by your Department?	Most useful	9	19	5	9
		Useful	5	13	13	1
		of no use	0	0	1	8
		Not applicable	0	1	3	2
27	What is your opinion about the Department Study Tour?	Educational	6	9	4	18
		Entertaining	0	6	3	2
		Educational & Entertaining	6	14	8	0
		Not applicable	2	3	7	0
28	How do you find the Departmental Climate?	Healthy	10	21	9	17
		Satisfactory	4	11	11	3
		Unsatisfactory	0	0	1	0
		Poor	0	1	1	0
29	Have you benefited from the Work on Demand of the University?	Very useful	9	20	12	6
		Useful but obstacle in way of Studies	4	10	5	7
		Facilities were insufficient	1	1	2	5
		Not Applicable	0	2	2	2
30	Are you satisfied with the Banking facilities?	Most useful	5	6	2	13
		Useful	5	14	6	7
		No use	3	7	8	14
		Not applicable	1	6	6	6



Solapur University, Solapur

School of Computational Sciences

**Online Feedback Reports
For Even Semesters**

- 1 – Student Feedback on Courses
- 2 – Student Feedback on Teachers
- 3 – Student General Feedback

For the Academic Year

2016-17

Procedure adopted for analysis of student feedback

The student feedback was obtained online using Google forms. Institutional email IDs were provided to every student for their use. The web links for the online forms were sent to each and every student and these links were activated at the time of obtaining the online feedback. The faculties from other departments were engaged in collecting the feedback from the students. Average values are used for the analysis purpose. Graphs are drawn to show the overall performance.

Form – 1

Student Feedback on Course for the academic year 2016 – 17

Following is the list of questions:

- Question 1: Learning value (in terms of skills, concepts, knowledge, analytical abilities, or broadening perspective)
- Question 2: Applicability/relevance to real life situations
- Question 3: Depth of course content
- Question 4: Extent of coverage of course
- Question 5: Internal assessment procedure
- Question 6: Clarity and relevance of reading material
- Question 7: Availability of library material
- Question 8: Extent of effort required by students
- Question 9: Relevance/learning value of project/report
- Question 10: Placement value
- Question 11: Conception clarity
- Question 12: Fairness of evaluation

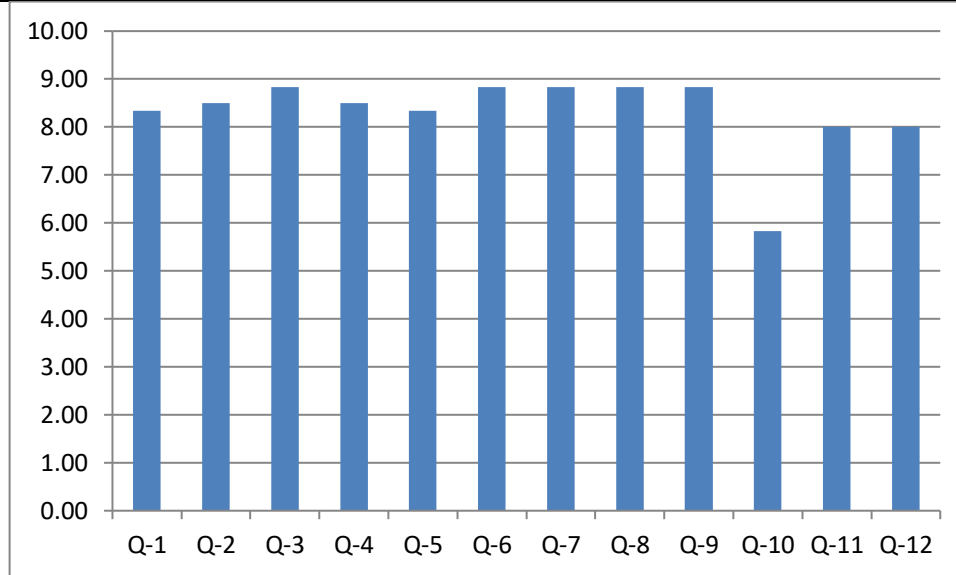
Feedback was obtained from 1 to 10, 1 for poor performance and 10 for Very good performance.

Subject: **Computer Science**

Class: **M. Sc. I Semester II**

Data size: **17**

Sub: Computer Science	Question 1	Question 2	Question 3	Question 4	Question 5	Question 6	Question 7	Question 8	Question 9	Question 10	Question 11	Question 12
Academic Year: 2016-17	8.33	8.50	8.83	8.50	8.33	8.83	8.83	8.83	8.83	5.83	8.00	8.00

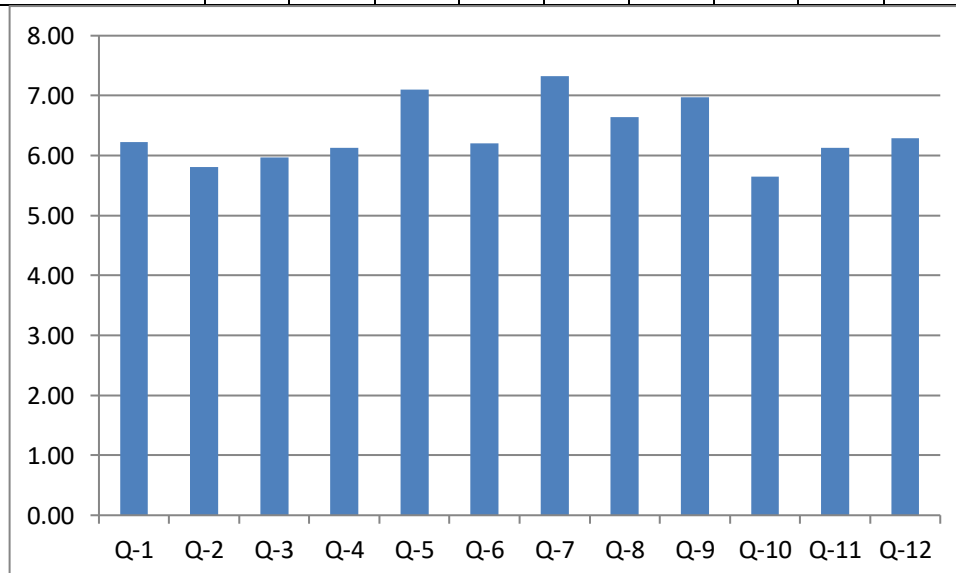


Subject: **Computer Science**

Class: **M. Sc. II Semester IV**

Data size: **7**

Sub: Computer Science	Question 1	Question 2	Question 3	Question 4	Question 5	Question 6	Question 7	Question 8	Question 9	Question 10	Question 11	Question 12
Academic Year: 2016-17	8.33	8.50	8.83	8.50	8.33	8.83	8.83	8.83	8.83	5.83	8.00	8.00

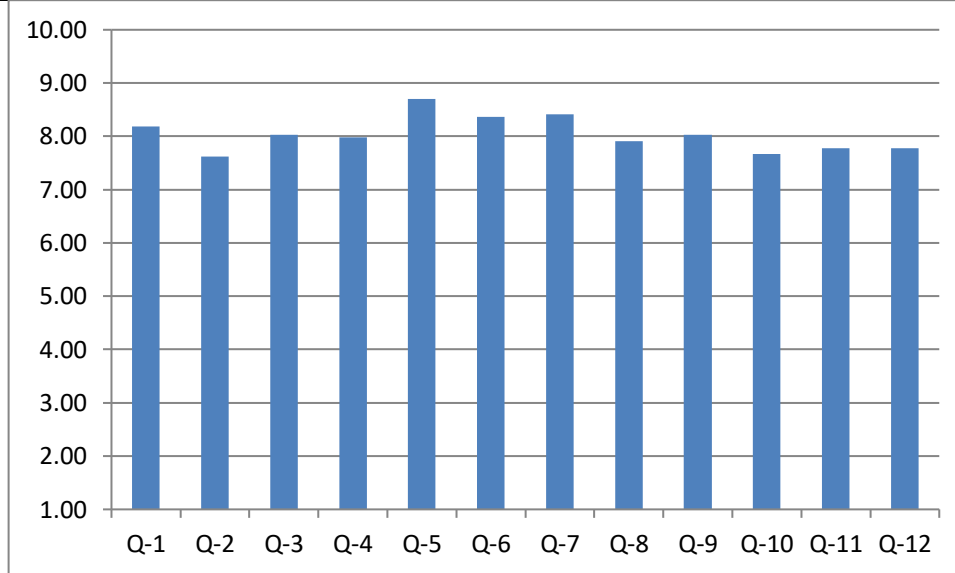


Subject: **Mathematics**

Class: **M. Sc. I Semester II**

Data size: **58**

Sub: Mathematics	Question 1	Question 2	Question 3	Question 4	Question 5	Question 6	Question 7	Question 8	Question 9	Question 10	Question 11	Question 12
Academic Year: 2016-17	8.19	7.62	8.04	7.98	8.71	8.36	8.41	7.91	8.04	7.67	7.77	7.78

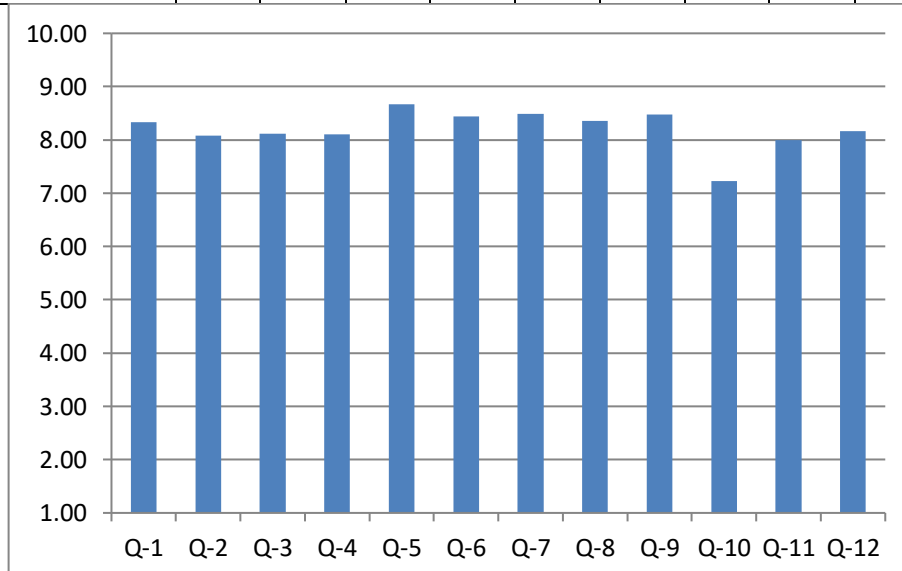


Subject: **Mathematics**

Class: **M. Sc. II Semester IV**

Data size: **61**

Sub: Mathematics	Question 1	Question 2	Question 3	Question 4	Question 5	Question 6	Question 7	Question 8	Question 9	Question 10	Question 11	Question 12
Academic Year: 2016-17	8.33	8.08	8.12	8.10	8.67	8.44	8.49	8.36	8.48	7.23	8.00	8.16

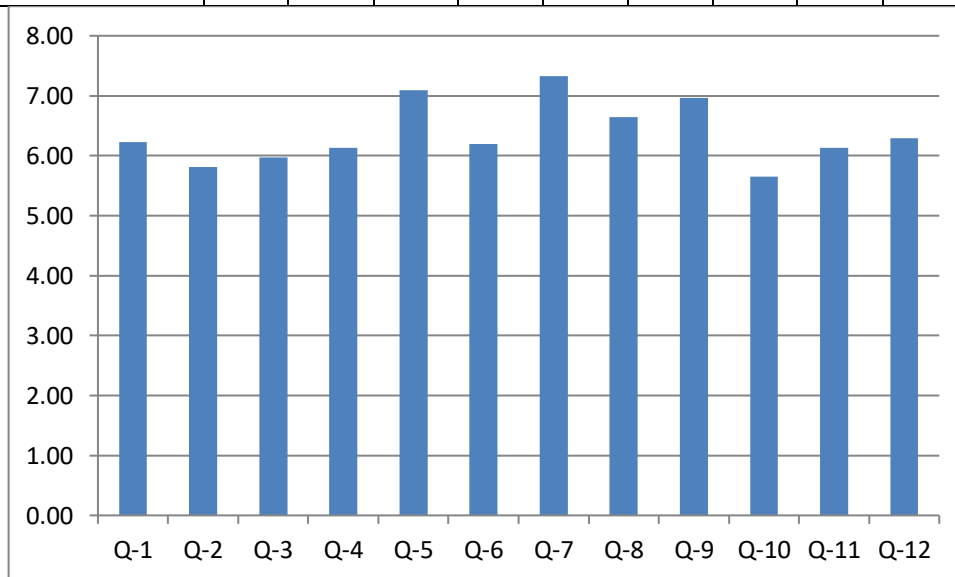


Subject: MCA

Class: MCA I Semester II

Data size: 31

Sub: Computer Science	Question 1	Question 2	Question 3	Question 4	Question 5	Question 6	Question 7	Question 8	Question 9	Question 10	Question 11	Question 12
Academic Year: 2016-17	6.23	5.81	5.97	6.13	7.10	6.20	7.32	6.65	6.97	5.65	6.13	6.29

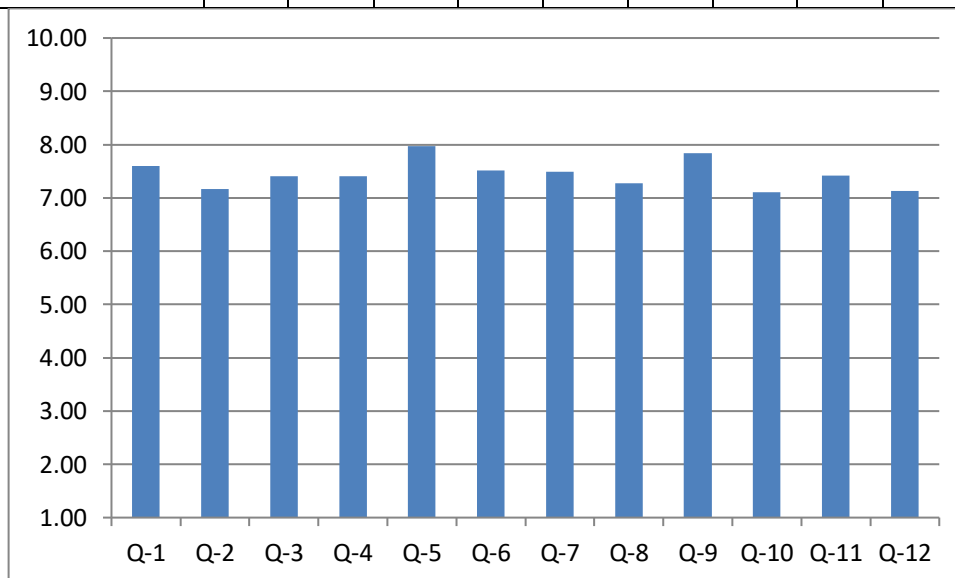


Subject: MCA

Class: MCA II Semester IV

Data size: 37

Sub: Computer Science	Question 1	Question 2	Question 3	Question 4	Question 5	Question 6	Question 7	Question 8	Question 9	Question 10	Question 11	Question 12
Academic Year: 2015-16	7.59	7.16	7.41	7.41	7.97	7.51	7.49	7.27	7.84	7.11	7.42	7.14

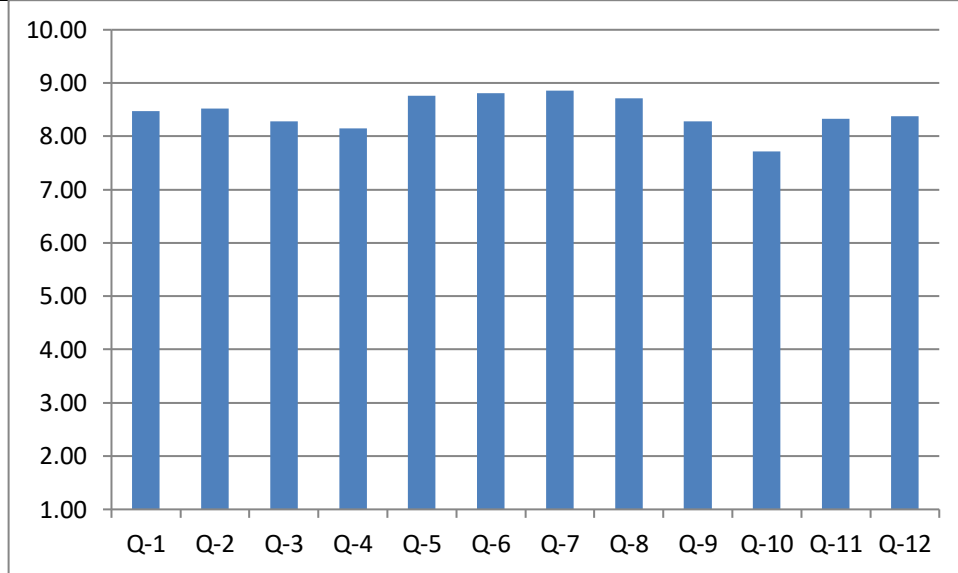


Subject: **Statistics**

Class: **M. Sc. I Semester II**

Data size: **21**

Sub: Statistics	Question 1	Question 2	Question 3	Question 4	Question 5	Question 6	Question 7	Question 8	Question 9	Question 10	Question 11	Question 12
Academic Year: 2016-17	8.48	8.52	8.29	8.15	8.76	8.81	8.86	8.71	8.29	7.71	8.33	8.38

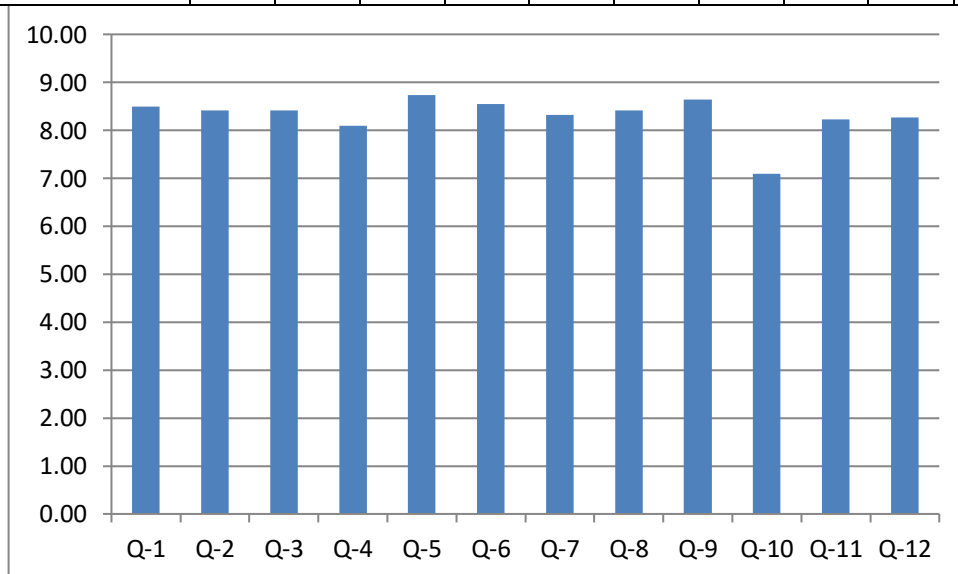


Subject: **Statistics**

Class: **M. Sc. II Semester IV**

Data size: **22**

Sub: Statistics	Question 1	Question 2	Question 3	Question 4	Question 5	Question 6	Question 7	Question 8	Question 9	Question 10	Question 11	Question 12
Academic Year: 2016-17	8.50	8.41	8.41	8.09	8.73	8.55	8.32	8.41	8.64	7.09	8.23	8.27



Form – 2

Student Feedback on Teachers for the academic year 2016 – 17

Following is the list of questions:

Question 1: Extent of teacher's class preparation

Question 2: Extent of syllabus taught in class

Question 3: Communication skills (in terms of articulation and comprehensibility)

Question 4: Interest generated by the teacher

Question 5: Ability to integrate course material with environment/other issues to provide a broader perspective

Question 6: Ability to integrate across the courses/draw upon other courses

Question 7: Accessibility of the teacher in and out of the class (includes availability of the teacher to motivate outside class discussion)

Question 8: Ability to design quiz programmes/examinations/assignments/projects to test understanding of the course

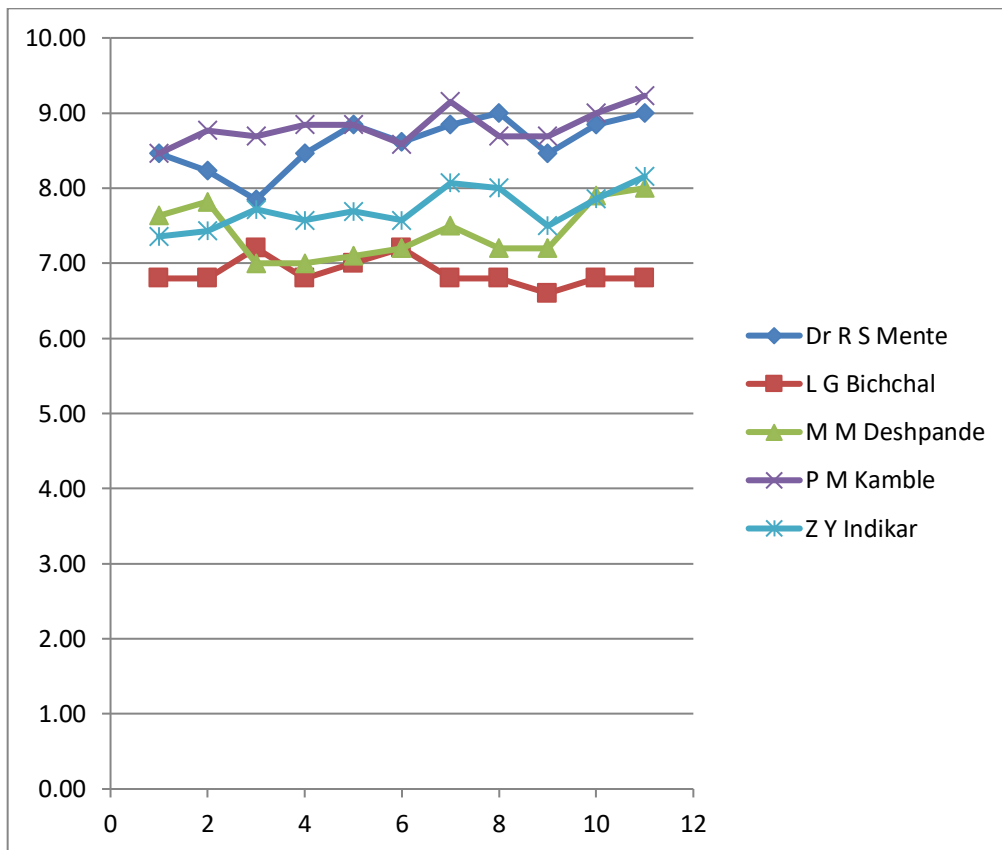
Question 9: Provision of sufficient timely feedback

Question 10: Knowledge base of the teacher (as perceived by you)

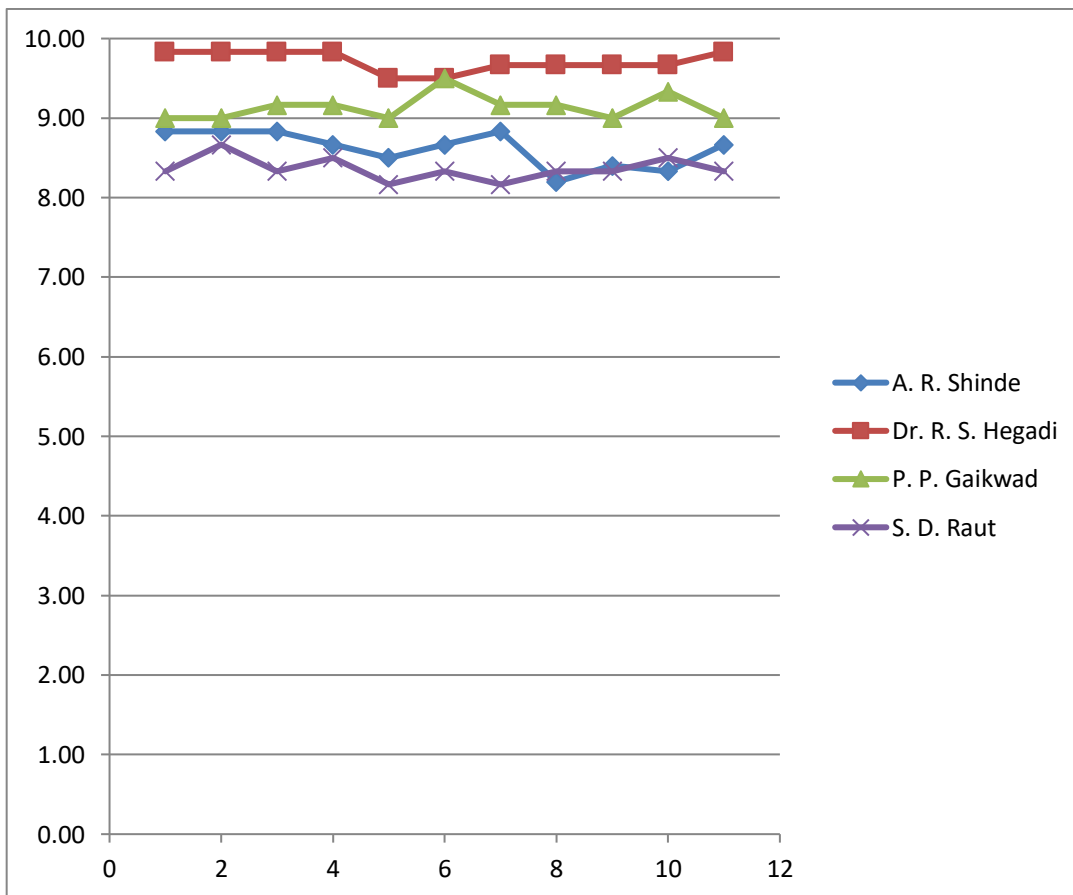
Question 11: Sincerity/commitment of the teacher

Feedback was obtained from 1 to 10, 1 for poor performance and 10 for Very good performance.

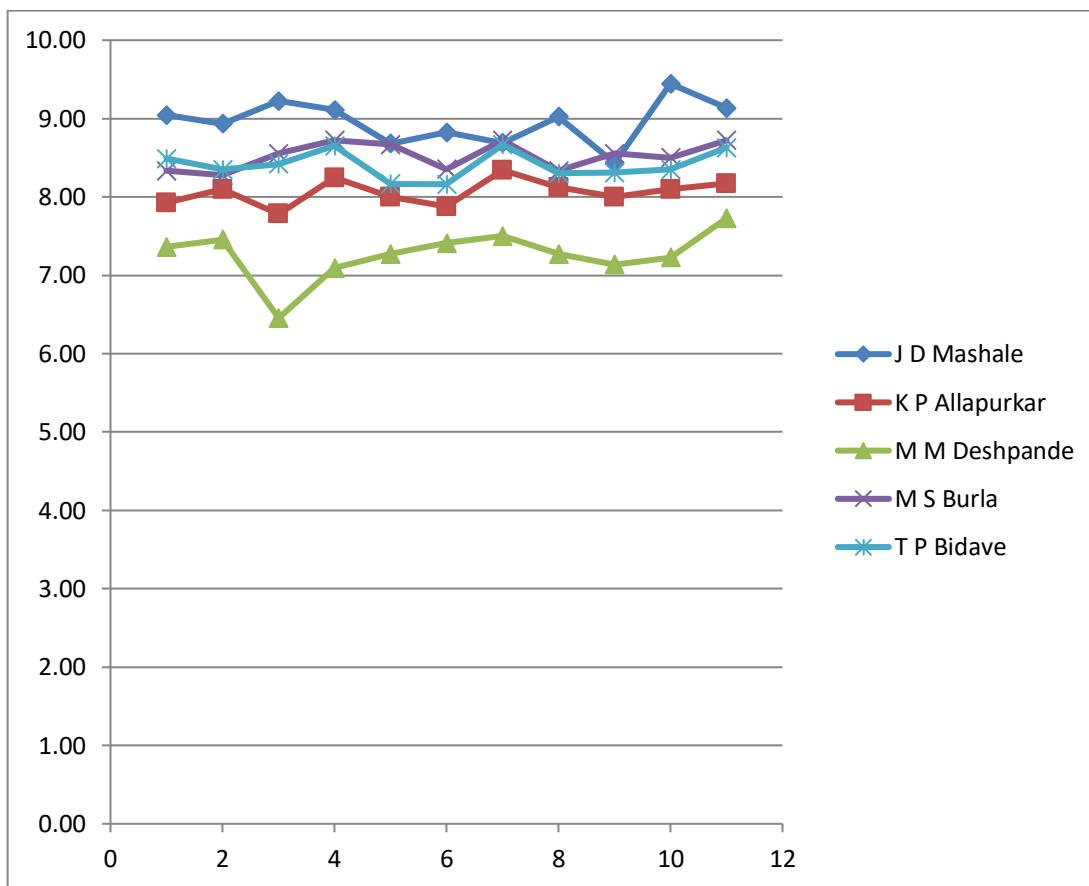
Faculty	Q-1	Q-2	Q-3	Q-4	Q-5	Q-6	Q-7	Q-8	Q-9	Q-10	Q-11	Respo-ndents
Dr. R. S. Mente	8.46	8.23	7.85	8.46	8.85	8.62	8.85	9.00	8.46	8.85	9.00	13
L. G. Bichchal	6.80	6.80	7.20	6.80	7.00	7.20	6.80	6.80	6.60	6.80	6.80	5
M. M. Deshpande	7.64	7.82	7.00	7.00	7.10	7.20	7.50	7.20	7.20	7.90	8.00	21
P. M. Kamble	8.46	8.77	8.69	8.85	8.85	8.58	9.15	8.69	8.69	9.00	9.23	13
Z .Y. Indikar	7.36	7.43	7.71	7.57	7.69	7.57	8.07	8.00	7.50	7.86	8.15	14



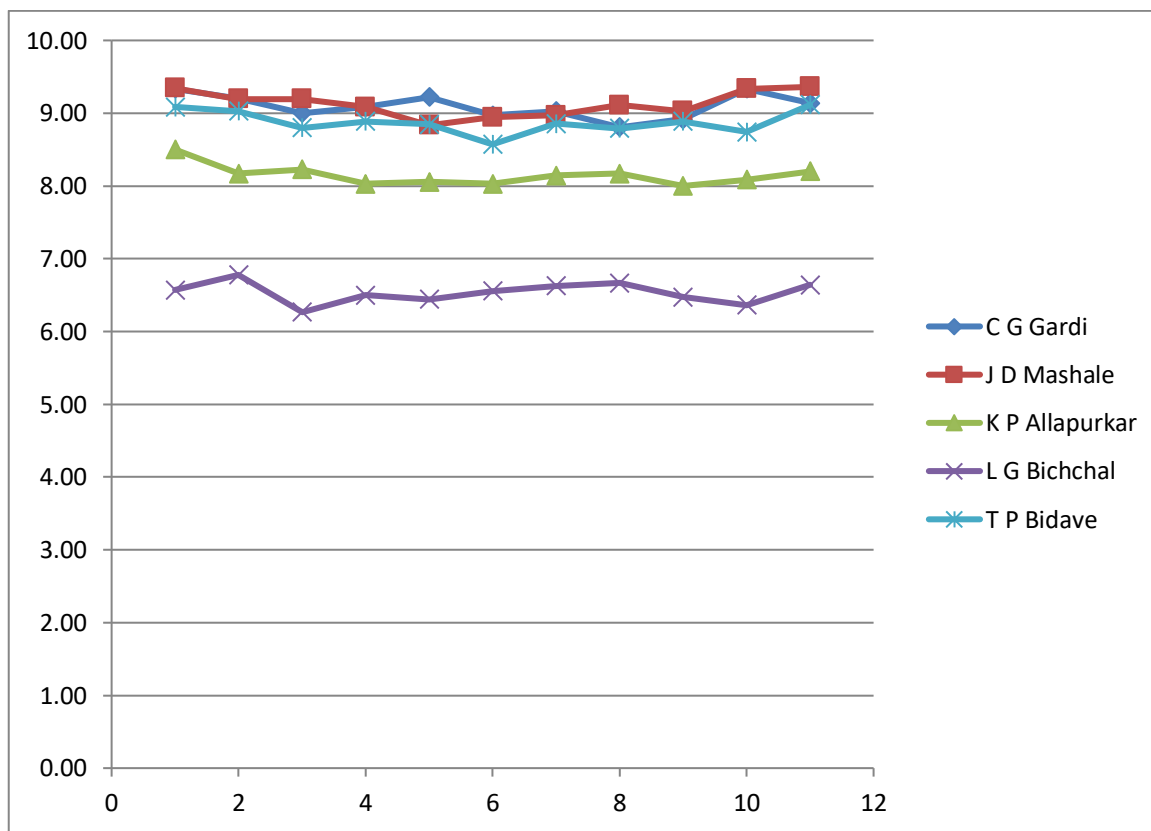
Faculty	Q-1	Q-2	Q-3	Q-4	Q-5	Q-6	Q-7	Q-8	Q-9	Q-10	Q-11	Respo-ndents
A. R. Shinde	8.83	8.83	8.83	8.67	8.50	8.67	8.83	8.20	8.40	8.33	8.67	6
Dr. R. S. Hegadi	9.83	9.83	9.83	9.83	9.50	9.50	9.67	9.67	9.67	9.67	9.83	6
P. P. Gaikwad	9.00	9.00	9.17	9.17	9.00	9.50	9.17	9.17	9.00	9.33	9.00	6
S. D. Raut	8.33	8.67	8.33	8.50	8.17	8.33	8.17	8.33	8.33	8.50	8.33	6



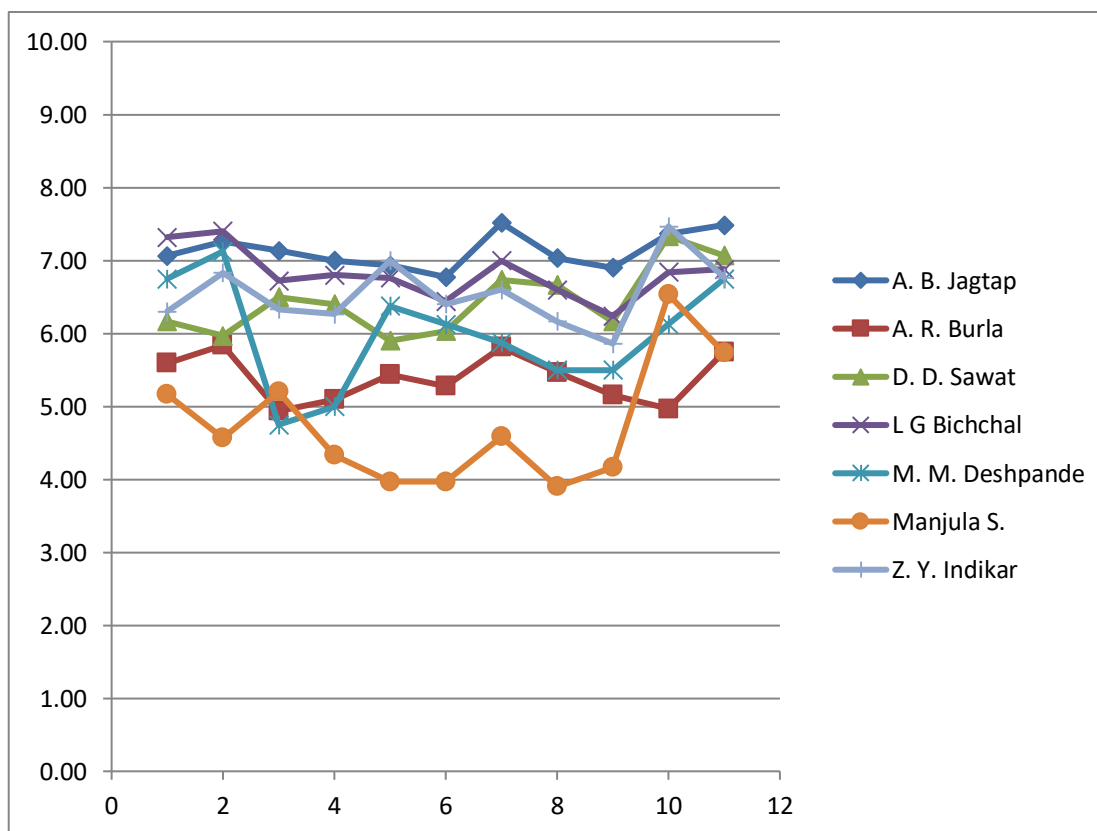
Faculty	Q-1	Q-2	Q-3	Q-4	Q-5	Q-6	Q-7	Q-8	Q-9	Q-10	Q-11	Respo-ndents
J. D. Mashale	9.04	8.93	9.22	9.11	8.68	8.82	8.69	9.02	8.43	9.44	9.13	45
K .P. Allapurkar	7.93	8.10	7.78	8.24	8.00	7.88	8.34	8.12	8.00	8.10	8.17	41
M. M. Deshpande	7.36	7.45	6.45	7.09	7.27	7.41	7.50	7.27	7.14	7.23	7.73	22
M. S. Burla	8.33	8.28	8.56	8.72	8.67	8.35	8.72	8.33	8.56	8.50	8.72	18
T. P. Bidave	8.49	8.35	8.42	8.65	8.17	8.16	8.67	8.30	8.31	8.35	8.63	43



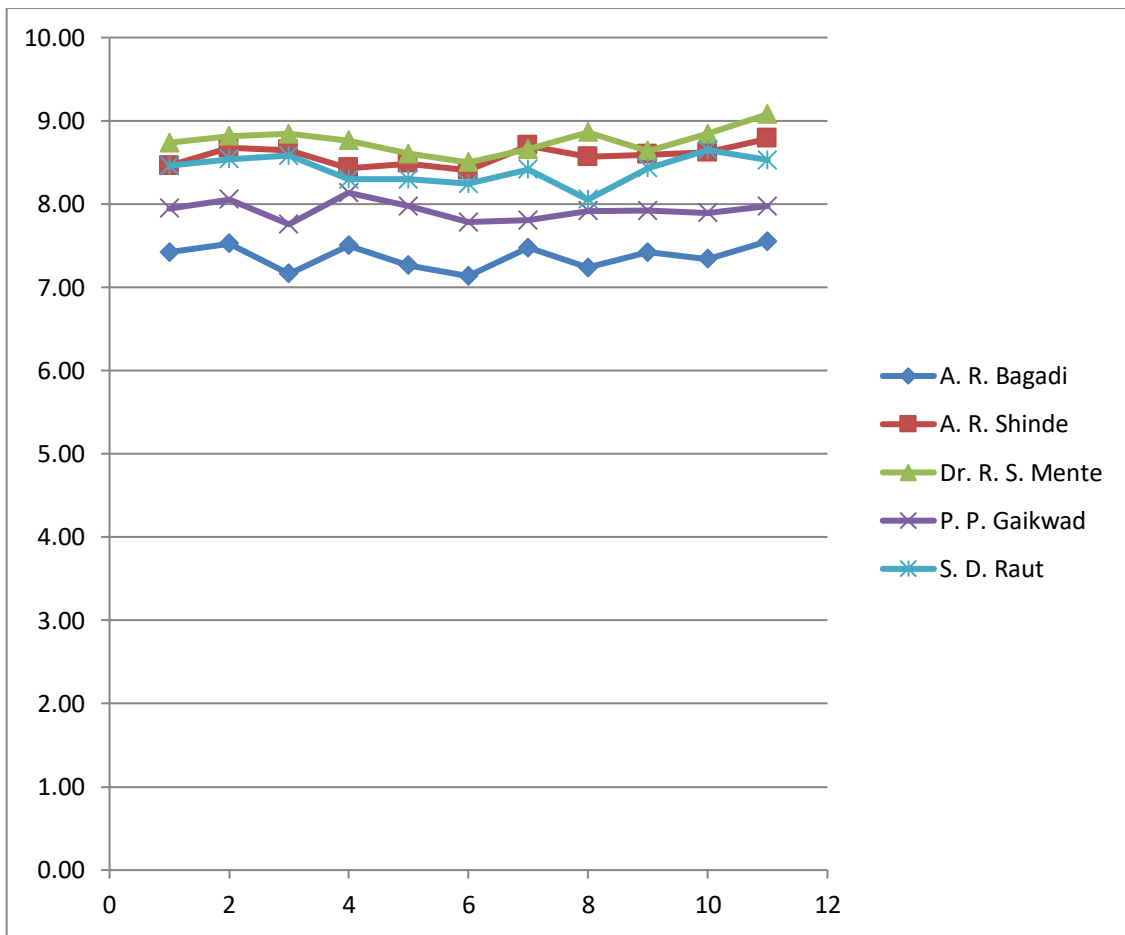
Faculty	Q-1	Q-2	Q-3	Q-4	Q-5	Q-6	Q-7	Q-8	Q-9	Q-10	Q-11	Respo-ndents
C. G. Gardi	9.33	9.20	9.00	9.09	9.22	8.97	9.03	8.81	8.92	9.33	9.14	36
J. D. Mashale	9.34	9.19	9.19	9.08	8.83	8.94	8.97	9.11	9.03	9.33	9.36	36
K. P. Allapurkar	8.50	8.17	8.23	8.03	8.06	8.03	8.14	8.17	8.00	8.09	8.20	35
L. G. Bichchal	6.57	6.78	6.26	6.50	6.44	6.56	6.63	6.67	6.47	6.36	6.64	36
T. P. Bidave	9.09	9.03	8.80	8.89	8.85	8.57	8.86	8.79	8.89	8.74	9.11	36



Faculty	Q-1	Q-2	Q-3	Q-4	Q-5	Q-6	Q-7	Q-8	Q-9	Q-10	Q-11	Respo-ndents
A. B. Jagtap	7.06	7.26	7.13	7.00	6.93	6.77	7.52	7.03	6.90	7.37	7.48	31
A. R. Burla	5.59	5.84	4.94	5.10	5.44	5.28	5.81	5.47	5.16	4.97	5.75	32
D. D. Sawat	6.17	5.97	6.50	6.40	5.90	6.03	6.73	6.67	6.17	7.33	7.07	30
L. G. Bichchal	7.32	7.40	6.72	6.80	6.76	6.44	7.00	6.60	6.24	6.84	6.88	26
M. M. Deshpande	6.75	7.13	4.75	5.00	6.38	6.13	5.88	5.50	5.50	6.13	6.75	8
Manjula S.	5.17	4.57	5.20	4.33	3.97	3.97	4.59	3.90	4.17	6.53	5.73	30
Z. Y. Indikar	6.30	6.83	6.33	6.27	7.00	6.40	6.60	6.17	5.86	7.47	6.77	30



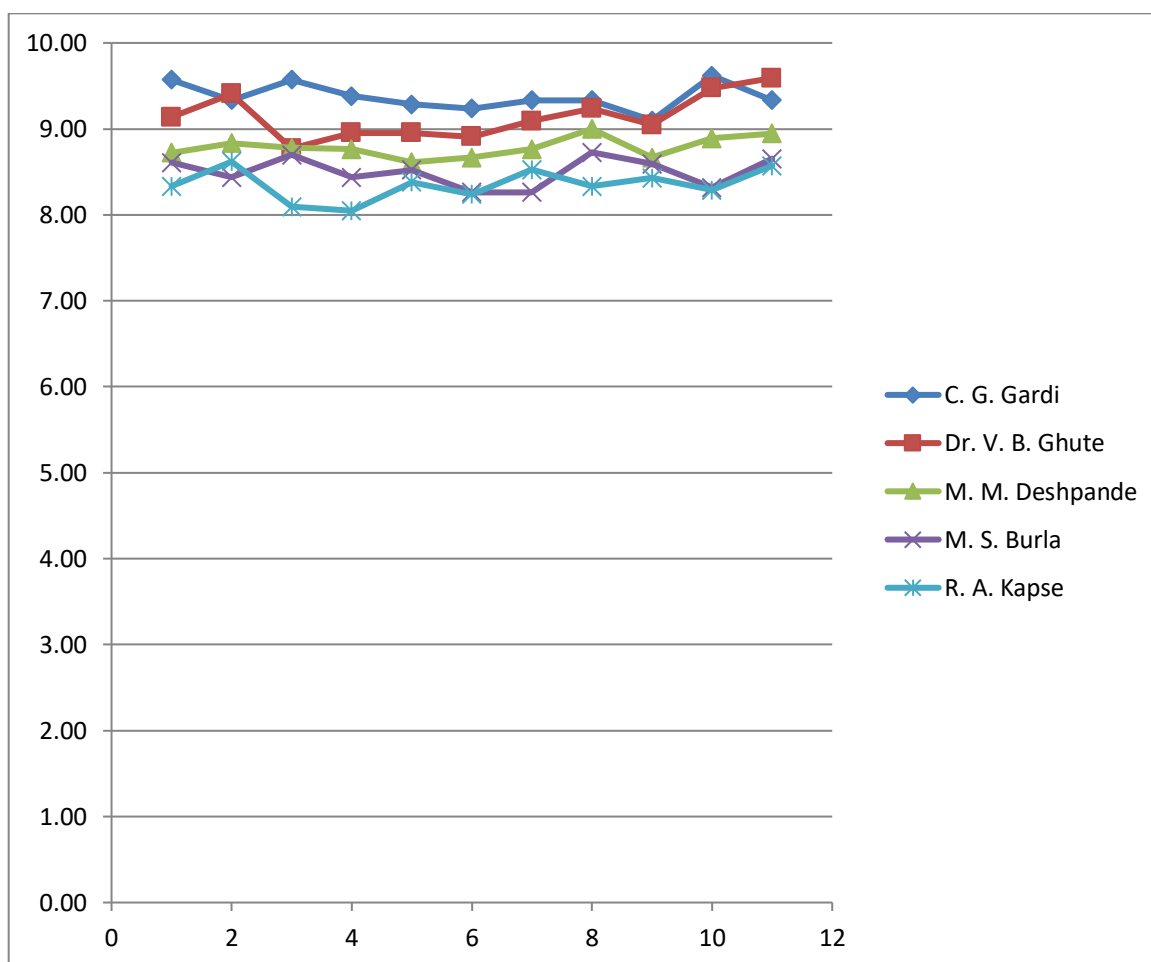
Faculty	Q-1	Q-2	Q-3	Q-4	Q-5	Q-6	Q-7	Q-8	Q-9	Q-10	Q-11	Respo-ndents
A. R. Bagadi	7.42	7.53	7.16	7.50	7.26	7.14	7.47	7.24	7.42	7.34	7.55	39
A. R. Shinde	8.46	8.68	8.65	8.43	8.49	8.41	8.70	8.57	8.59	8.62	8.78	37
Dr. R. S. Mente	8.74	8.82	8.84	8.76	8.61	8.50	8.66	8.86	8.64	8.84	9.08	38
P. P. Gaikwad	7.95	8.05	7.76	8.14	7.97	7.78	7.81	7.92	7.92	7.89	7.97	37
S. D. Raut	8.46	8.54	8.58	8.30	8.30	8.24	8.42	8.05	8.43	8.65	8.53	37



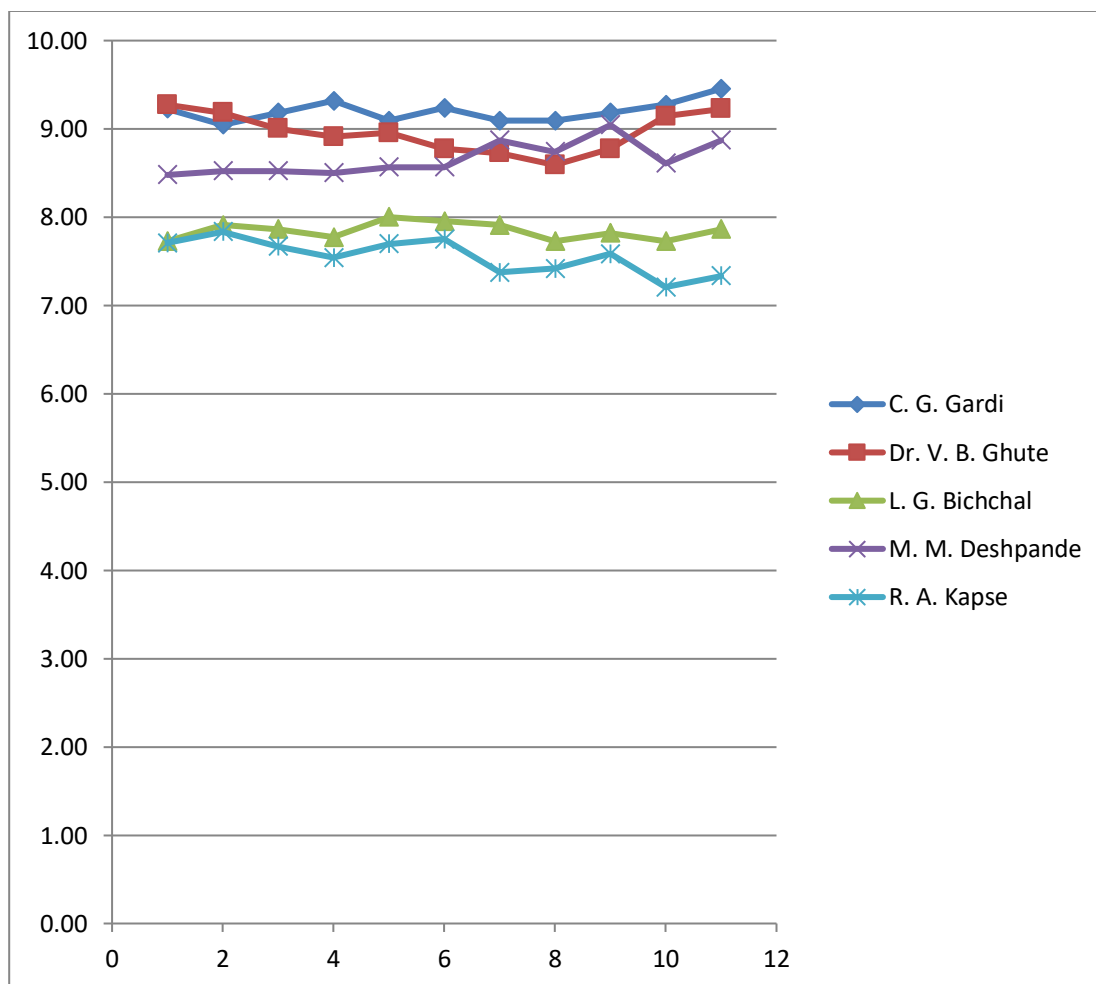
Subject: **Statistics**

Class: **M. Sc. I Semester II**

Faculty	Q-1	Q-2	Q-3	Q-4	Q-5	Q-6	Q-7	Q-8	Q-9	Q-10	Q-11	Respo-ndents
C. G. Gardi	9.57	9.33	9.57	9.38	9.29	9.24	9.33	9.33	9.10	9.62	9.33	21
Dr. V. B. Ghute	9.14	9.41	8.77	8.95	8.95	8.91	9.09	9.24	9.05	9.48	9.59	22
M. M. Deshpande	8.72	8.83	8.78	8.76	8.61	8.67	8.76	9.00	8.67	8.89	8.94	18
M. S. Burla	8.61	8.43	8.70	8.43	8.52	8.26	8.26	8.73	8.59	8.32	8.65	23
R. A. Kapse	8.33	8.62	8.10	8.05	8.38	8.24	8.52	8.33	8.43	8.29	8.57	21



Faculty	Q-1	Q-2	Q-3	Q-4	Q-5	Q-6	Q-7	Q-8	Q-9	Q-10	Q-11	Respo-ndents
C. G. Gardi	9.23	9.05	9.18	9.32	9.09	9.24	9.09	9.09	9.18	9.27	9.45	22
Dr. V. B. Ghute	9.27	9.18	9.00	8.91	8.95	8.77	8.73	8.59	8.77	9.14	9.23	21
L. G. Bichchal	7.73	7.91	7.86	7.77	8.00	7.95	7.91	7.73	7.82	7.73	7.86	22
M. M. Deshpande	8.48	8.52	8.52	8.50	8.57	8.57	8.87	8.74	9.04	8.61	8.87	23
R. A. Kapse	7.71	7.83	7.67	7.54	7.70	7.75	7.38	7.42	7.58	7.21	7.33	24



Form – 3

Student General Feedback for the academic year 2016 – 17 SEM-II

Q. No	Question Description	Response	Respondents from Department of			
			Computer Science	Mathematics	MCA	Statistics
1	In case no optional courses were available, would you have liked to have some other?	Yes	8	34	18	16
		No	6	9	11	5
2	Was it possible to take a course in other departments?	Yes	6	28	11	16
		No	8	15	19	5
3	If, yes did you benefit from the interdisciplinary study?	Yes	10	30	15	16
		No	3	9	13	4
4	If not, would you have liked to do interdisciplinary course?	Yes	6	18	16	14
		No	8	18	11	5
5	Was the practical/ workshop component of your courses sequenced integrally with theory classes?	Yes	10	41	24	21
		No	3	0	5	0
6	Were the laboratories/workshops adequately equipped and properly maintained?	Yes, fully	10	27	18	14
		Yes, partly	4	16	9	6
		No	0	0	2	1
7	Were you provided training in Library use	Yes	5	29	17	19
		No	9	14	12	2
8	To what extent were you provided with Computer Internet facilities on Campus/Department?	Excellent	8	21	11	13
		Adequate	5	18	13	7
		Inadequate	1	4	4	1
		None	0	0	2	0
9	To what extend where you provided with sports facilities on campus?	Excellent	3	15	6	4
		Adequate	3	12	7	11
		Inadequate	3	6	8	4
		None	5	10	9	2
10	Is the internal assessment system conducive to	regular work	8	15	20	14
		understanding the course	5	24	6	5
		early discovery of difficulties	1	1	2	2
		interaction with the teacher	0	3	2	0
11	Did the Department have provision to take case of grievances?	Yes	9	32	20	20
		No	5	11	8	0
12	At the end of the programme of	the same as before	5	6	4	2

	study you came out	better informed and skilled	7	29	15	18
		more enthusiastic for further study	2	8	8	1
		less enthusiastic for further study	0	0	1	0
13	When you meet students who have taken a similar programme at other institutions do you feel?	Inferior	2	2	2	5
		superior	9	25	9	8
		equal	3	12	7	4
		can't say	0	4	12	4
14	How do you rate the student-teacher relationship in your department?	very good	6	23	8	10
		good	5	13	9	8
		satisfactory	3	5	10	3
		unsatisfactory	0	2	3	0
15	How do you find the institution's administrative offices?	very helpful	8	12	7	6
		helpful	5	13	21	15
		indifferent	1	1	1	0
		cumbersome	0	0	1	0
16	Are you satisfied with the hostel facilities?	good	3	8	10	7
		good but inadequate	8	9	8	8
		unsatisfactory	2	6	7	5
		bad	0	13	2	1
17	How do you rate the facilities at the Heath Centre?	good	5	19	20	9
		good but inadequate	6	14	6	6
		unsatisfactory	0	6	1	4
		bad	0	3	1	2
18	Are the health facilities available on time?	Yes	11	33	27	15
		No	1	9	2	6
19	Did you participate in any of the extracurricular activities of the department/institution?	always	7	16	7	12
		often	3	5	3	5
		sometimes	4	21	16	3
		never	0	0	2	1
20	Has your time at the University been intellectually enriching?	Yes	11	22	11	12
		mostly	1	14	13	8
		marginally	2	6	4	1
		no	0	1	2	0
21	After having completed the present course what is your reaction about - Teacher	Proudly	10	32	24	19
		Indifferently	3	9	6	2
		Negatively	0	0	0	0
		Humorously	0	0	0	0
22	After having completed the present course what is your	Proudly	11	36	26	19
		Indifferently	2	6	3	1

	reaction about -Department	Negatively	0	1	0	0
		Humorously	0	0	1	0
23	After having completed the present course what is your reaction about -Non Teaching Staff	Proudly	7	34	24	18
		Indifferently	4	6	6	3
		Negatively	0	2	0	0
		Humorously	0	1	0	0
24	After having completed the present course what is your reaction about -Institution	Proudly	13	35	24	18
		Indifferently	0	8	5	3
		Negatively	0	0	0	0
		Humorously	1	0	0	0
25	Have you made any friendships during the course which you expect will last long?	many	8	22	15	15
		some	5	17	12	4
		a few	0	4	2	1
		none	0	0	1	1
26	What is your opinion about the SET/NET coaching organized by your Department?	Most useful	10	23	10	13
		Useful	3	19	17	8
		of no use	1	1	1	0
		Not applicable	0	0	0	0
27	What is your opinion about the Department Study Tour?	Educational	5	12	11	8
		Entertaining	0	3	0	0
		Educational & Entertaining	0	0	0	0
		Not applicable	0	7	7	5
28	How do you find the Departmental Climate?	Healthy	9	29	12	11
		Satisfactory	5	14	17	10
		Unsatisfactory	0	0	0	0
		Poor	0	0	1	0
29	Have you benefited from the Work on Demand of the University?	Very useful	11	26	18	12
		Useful but obstacle in way of Studies	1	13	7	9
		Facilities were insufficient	2	2	3	0
		Not Applicable	0	2	1	0
30	Are you satisfied with the Banking facilities?	Most useful	5	12	2	4
		Useful	6	20	12	14
		No use	3	7	7	1
		Not applicable	0	3	8	2

Form – 3

Student General Feedback for the academic year 2016 – 17 SEM-IV

Q. No	Question Description	Response	Respondents from Department of			
			Computer Science	Mathe matics	MCA	Statistics
1	In case no optional courses were available, would you have liked to have some other?	Yes	5	25	20	16
		No	1	8	17	6
2	Was it possible to take a course in other departments?	Yes	1	22	14	14
		No	5	12	23	8
3	If, yes did you benefit from the interdisciplinary study?	Yes	5	25	20	17
		No	1	8	13	2
4	If not, would you have liked to do interdisciplinary course?	Yes	5	19	20	11
		No	1	13	15	9
5	Was the practical/ workshop component of your courses sequenced integrally with theory classes?	Yes	6	28	32	17
		No	0	5	4	4
6	Were the laboratories/workshops adequately equipped and properly maintained?	Yes, fully	1	21	28	14
		Yes, partly	5	11	8	8
		No	0	2	0	0
7	Were you provided training in Library use	Yes	2	26	23	14
		No	4	7	13	7
8	To what extent were you provided with Computer Internet facilities on Campus/Department?	Excellent	3	21	20	9
		Adequate	1	9	13	12
		Inadequate	2	4	2	1
		None	0	0	1	0
9	To what extent where you provided with sports facilities on campus?	Excellent	2	14	2	8
		Adequate	2	15	12	7
		Inadequate	1	3	13	4
		None	1	2	9	3
10	Is the internal assessment system conducive to	regular work	3	20	21	14
		understanding the course	1	10	10	8
		early discovery of difficulties	1	2	1	0
		interaction with the teacher	1	2	4	0
11	Did the Department have provision to take case of grievances?	Yes	4	30	27	18
		No	2	4	8	3

12	At the end of the programme of study you came out	the same as before	1	10	11	6
		better informed and skilled	4	17	16	15
		more enthusiastic for further study	0	6	9	1
		less enthusiastic for further study	0	0	0	0
13	When you meet students who have taken a similar programme at other institutions do you feel?	Inferior	0	8	6	2
		superior	4	15	16	12
		equal	2	9	8	3
		can't say	0	2	6	5
14	How do you rate the student-teacher relationship in your department?	very good	3	23	12	13
		good	1	10	20	6
		satisfactory	1	1	4	3
		unsatisfactory	1	0	0	0
15	How do you find the institution's administrative offices?	very helpful	0	12	5	11
		helpful	3	17	28	9
		indifferent	2	2	1	1
		cumbersome	1	3	1	1
16	Are you satisfied with the hostel facilities?	good	1	17	10	14
		good but inadequate	2	10	14	4
		unsatisfactory	1	4	7	3
		bad	1	1	2	1
17	How do you rate the facilities at the Heath Centre?	good	1	23	24	8
		good but inadequate	4	8	9	9
		unsatisfactory	0	2	3	3
		bad	0	0	0	2
18	Are the health facilities available on time?	Yes	5	30	30	16
		No	0	2	6	6
19	Did you participate in any of the extracurricular activities of the department/institution?	always	3	20	12	11
		often	2	5	8	2
		sometimes	1	8	16	8
		never	0	1	0	1
20	Has your time at the University been intellectually enriching?	Yes	3	15	11	11
		mostly	2	15	18	8
		marginally	1	4	6	3
		no	0	0	1	0
21	After having completed the present course what is your reaction about - Teacher	Proudly	3	28	28	17
		Indifferently	3	3	7	4
		Negatively	0	3	1	0
		Humorously	0	0	0	0

22	After having completed the present course what is your reaction about -Department	Proudly	3	26	31	17
		Indifferently	3	4	4	3
		Negatively	0	3	1	1
		Humorously	0	0	0	1
23	After having completed the present course what is your reaction about -Non Teaching Staff	Proudly	3	23	20	13
		Indifferently	1	8	11	6
		Negatively	2	2	1	2
		Humorously	0	0	2	1
24	After having completed the present course what is your reaction about -Institution	Proudly	4	31	27	16
		Indifferently	2	3	7	4
		Negatively	0	0	1	1
		Humorously	0	0	0	1
25	Have you made any friendships during the course which you expect will last long?	many	4	20	21	13
		some	1	11	10	7
		a few	1	3	5	1
		none	0	0	0	0
26	What is your opinion about the SET/NET coaching organized by your Department?	Most useful	4	23	16	12
		Useful	2	10	17	10
		of no use	0	1	1	0
		Not applicable	0	0	2	0
27	What is your opinion about the Department Study Tour?	Educational	3	12	12	7
		Entertaining	1	9	0	0
		Educational & Entertaining	0	0	0	0
		Not applicable	0	2	8	7
28	How do you find the Departmental Climate?	Healthy	3	19	14	11
		Satisfactory	3	15	21	10
		Unsatisfactory	0	0	0	1
		Poor	0	0	1	0
29	Have you benefited from the Work on Demand of the University?	Very useful	4	26	16	15
		Useful but obstacle in way of Studies	1	7	14	6
		Facilities were insufficient	1	0	1	0
		Not Applicable	0	1	4	1
30	Are you satisfied with the Banking facilities?	Most useful	2	13	4	8
		Useful	2	12	10	3
		No use	0	4	11	1
		Not applicable	2	5	11	10



Solapur University, Solapur

School of Computational Sciences

**Online Feedback Reports
For Odd Semesters**

- 1 – Student Feedback on Courses
- 2 – Student Feedback on Teachers
- 3 – Student General Feedback

For the Academic Year

2016-17

Procedure adopted for analysis of student feedback

The student feedback was obtained online using Google forms. Institutional email IDs were provided to every student for their use. The web links for the online forms were sent to each and every student and these links were activated at the time of obtaining the online feedback. The faculties from other departments were engaged in collecting the feedback from the students. Average values are used for the analysis purpose. Graphs are drawn to show the overall performance.

Form – 1

Student Feedback on Course for the academic year 2016 – 17

Following is the list of questions:

- Question 1: Learning value (in terms of skills, concepts, knowledge, analytical abilities, or broadening perspective)
- Question 2: Applicability/relevance to real life situations
- Question 3: Depth of course content
- Question 4: Extent of coverage of course
- Question 5: Internal assessment procedure
- Question 6: Clarity and relevance of reading material
- Question 7: Availability of library material
- Question 8: Extent of effort required by students
- Question 9: Relevance/learning value of project/report
- Question 10: Placement value
- Question 11: Conception clarity
- Question 12: Fairness of evaluation

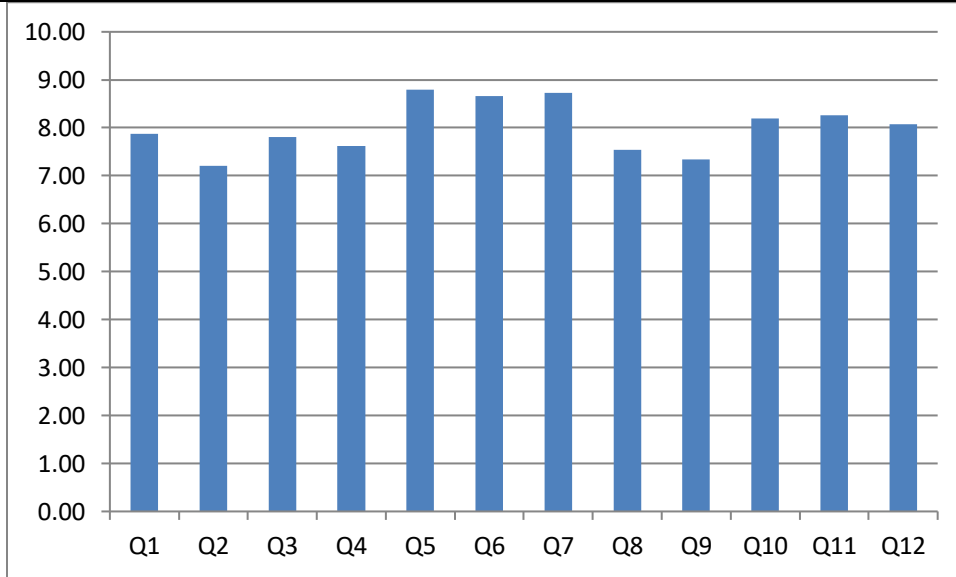
Feedback was obtained from 1 to 10, 1 for poor performance and 10 for Very good performance.

Subject: **Computer Science**

Class: **M. Sc. I Semester I**

Data size: **15**

Sub: Computer Science	Question 1	Question 2	Question 3	Question 4	Question 5	Question 6	Question 7	Question 8	Question 9	Question 10	Question 11	Question 12
Academic Year: 2016-17	7.87	7.20	7.80	7.62	8.80	8.67	8.73	7.53	7.33	8.20	8.27	8.07

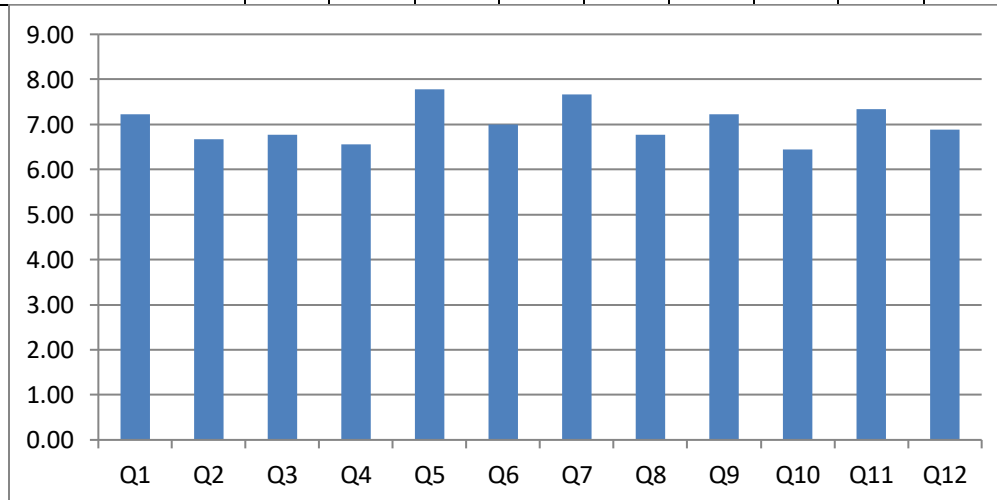


Subject: **Computer Science**

Class: **M. Sc. II Semester III**

Data size: **9**

Sub: Computer Science	Question 1	Question 2	Question 3	Question 4	Question 5	Question 6	Question 7	Question 8	Question 9	Question 10	Question 11	Question 12
Academic Year: 2016-17	7.22	6.67	6.78	6.56	7.78	7.00	7.67	6.78	7.22	6.44	7.33	6.89

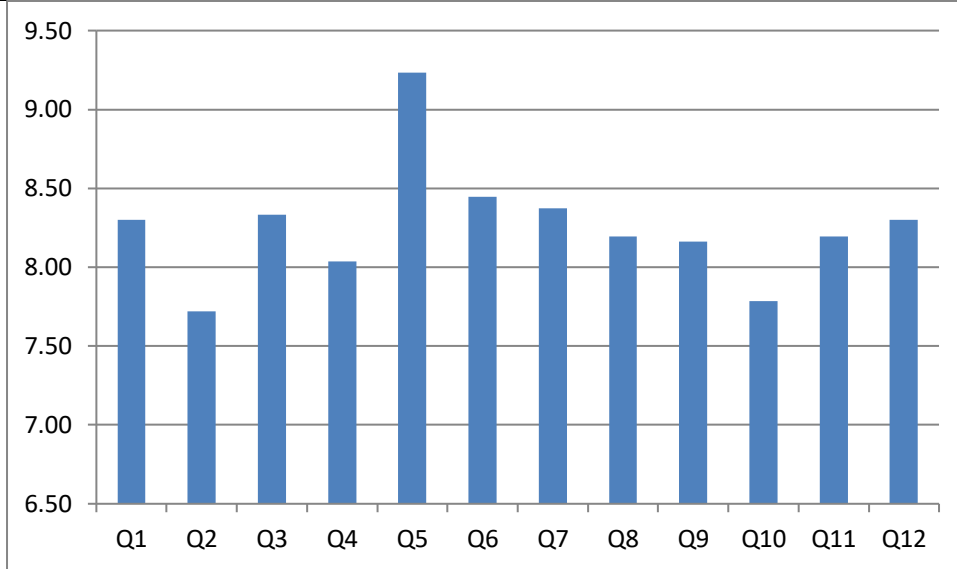


Subject: **Mathematics**

Class: **M. Sc. I Semester I**

Data size: **57**

Sub: Mathematics	Question 1	Question 2	Question 3	Question 4	Question 5	Question 6	Question 7	Question 8	Question 9	Question 10	Question 11	Question 12
Academic Year: 2016-17	8.30	7.72	8.33	8.04	9.23	8.45	8.38	8.20	8.16	7.79	8.20	8.30

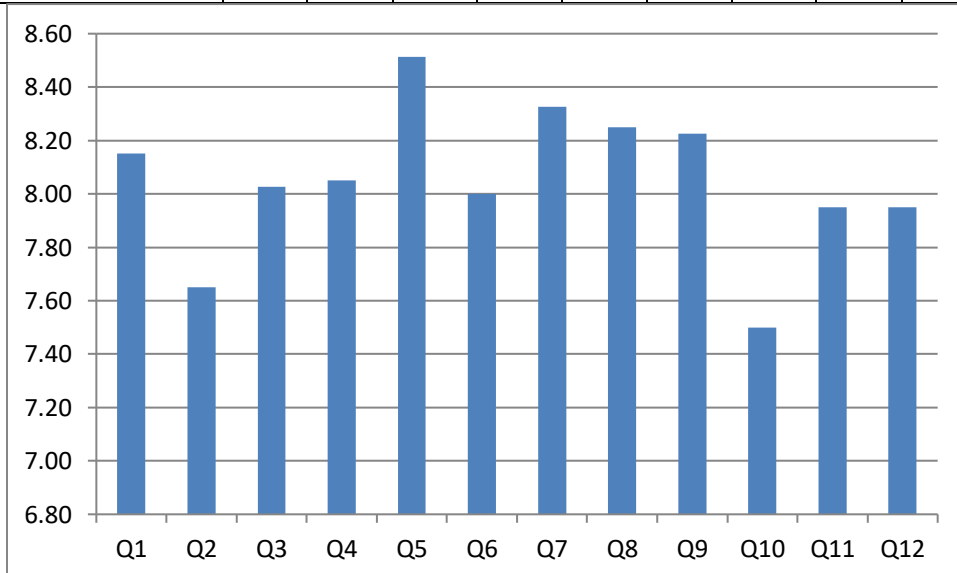


Subject: **Mathematics**

Class: **M. Sc. II Semester III**

Data size: **40**

Sub: Mathematics	Question 1	Question 2	Question 3	Question 4	Question 5	Question 6	Question 7	Question 8	Question 9	Question 10	Question 11	Question 12
Academic Year: 2016-17	8.15	7.65	8.03	8.05	8.51	8.00	8.33	8.25	8.23	7.50	7.95	7.95

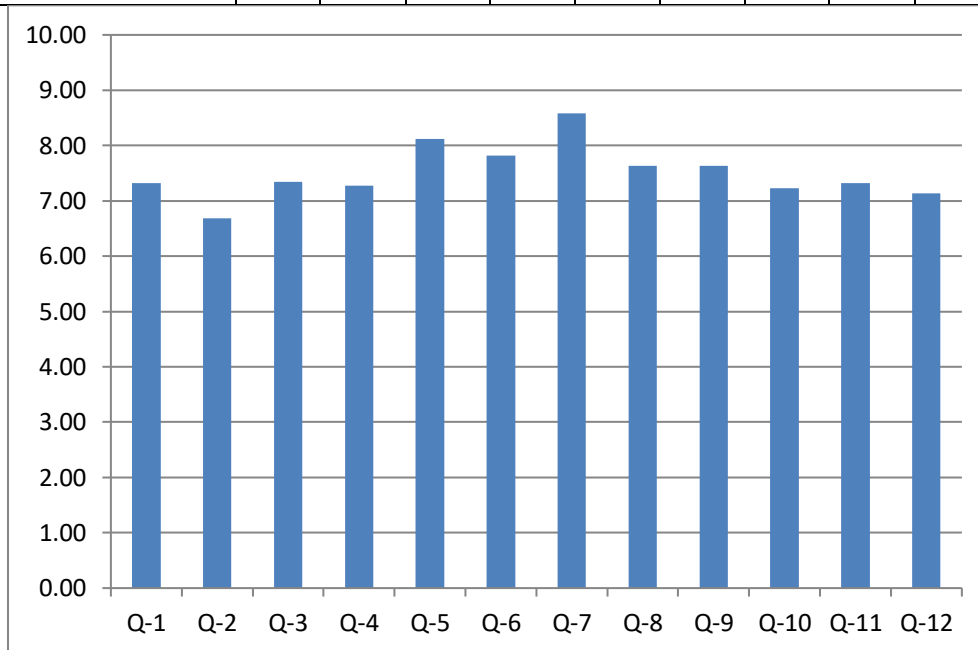


Subject: **MCA**

Class: **MCA I Semester I**

Data size: **44**

Sub: Computer Science	Question 1	Question 2	Question 3	Question 4	Question 5	Question 6	Question 7	Question 8	Question 9	Question 10	Question 11	Question 12
Academic Year: 2016-17	7.32	6.68	7.35	7.27	8.11	7.81	8.58	7.64	7.64	7.23	7.32	7.14

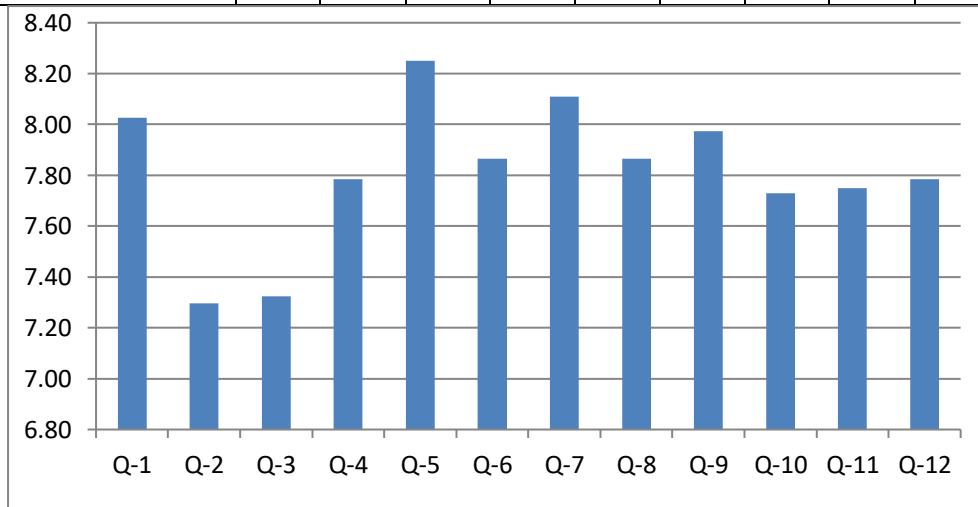


Subject: **MCA**

Class: **MCA II Semester III**

Data size: **37**

Sub: Computer Science	Question 1	Question 2	Question 3	Question 4	Question 5	Question 6	Question 7	Question 8	Question 9	Question 10	Question 11	Question 12
Academic Year: 2015-16	8.03	7.30	7.32	7.78	8.25	7.86	8.11	7.86	7.97	7.73	7.75	7.78

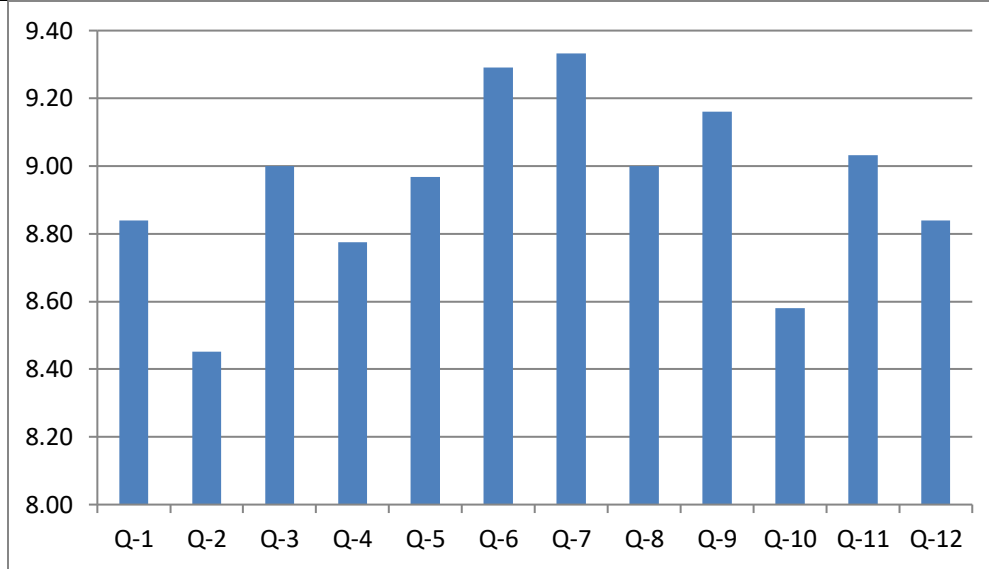


Subject: **Statistics**

Class: **M. Sc. I Semester I**

Data size: **30**

Sub: Statistics	Question 1	Question 2	Question 3	Question 4	Question 5	Question 6	Question 7	Question 8	Question 9	Question 10	Question 11	Question 12
Academic Year: 2016-17	8.84	8.45	9.00	8.77	8.97	9.29	9.33	9.00	9.16	8.58	9.03	8.84

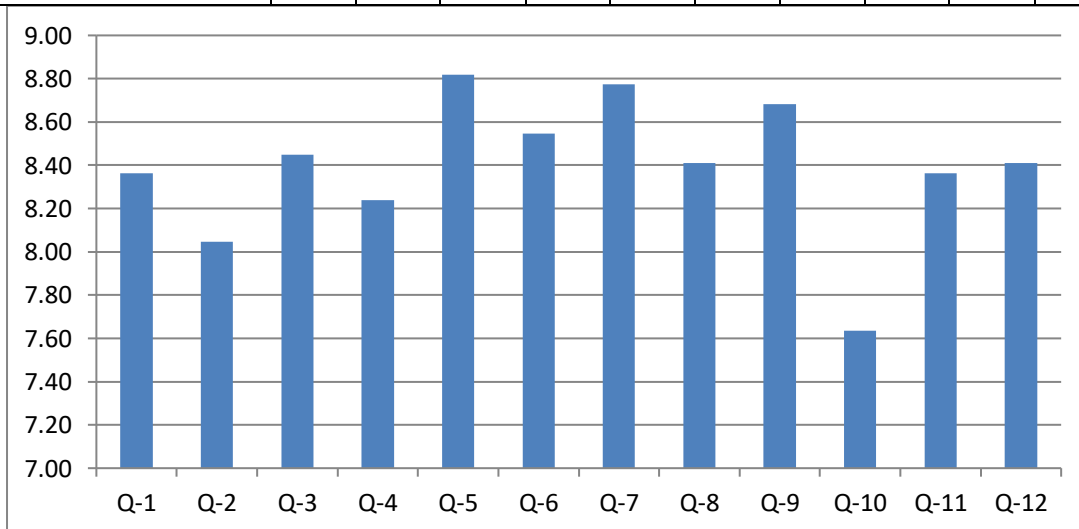


Subject: **Statistics**

Class: **M. Sc. II Semester III**

Data size: **22**

Sub: Statistics	Question 1	Question 2	Question 3	Question 4	Question 5	Question 6	Question 7	Question 8	Question 9	Question 10	Question 11	Question 12
Academic Year: 2016-17	8.36	8.05	8.45	8.24	8.82	8.55	8.77	8.41	8.68	7.64	8.36	8.41



Form – 2

Student Feedback on Teachers for the academic year 2016 – 17

Following is the list of questions:

Question 1: Extent of teacher's class preparation

Question 2: Extent of syllabus taught in class

Question 3: Communication skills (in terms of articulation and comprehensibility)

Question 4: Interest generated by the teacher

Question 5: Ability to integrate course material with environment/other issues to provide a broader perspective

Question 6: Ability to integrate across the courses/draw upon other courses

Question 7: Accessibility of the teacher in and out of the class (includes availability of the teacher to motivate outside class discussion)

Question 8: Ability to design quiz programmes/examinations/assignments/projects to test understanding of the course

Question 9: Provision of sufficient timely feedback

Question 10: Knowledge base of the teacher (as perceived by you)

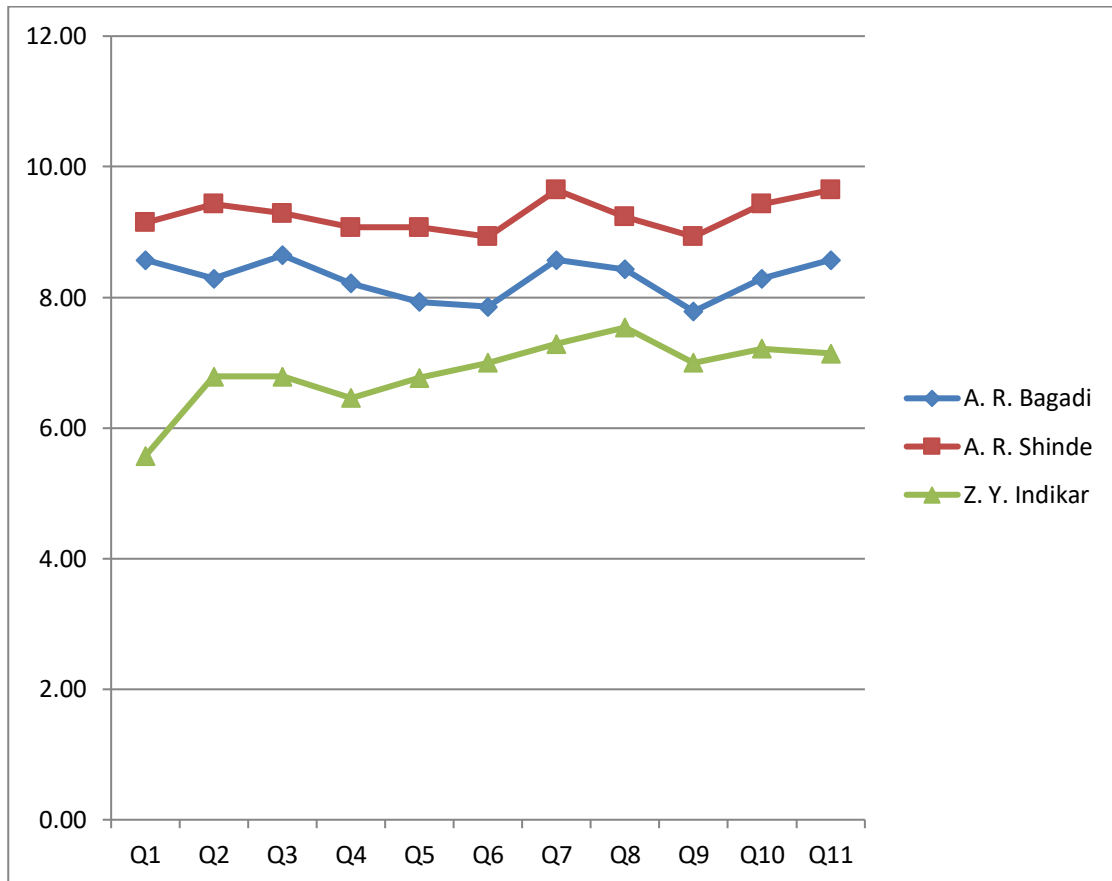
Question 11: Sincerity/commitment of the teacher

Feedback was obtained from 1 to 10, 1 for poor performance and 10 for Very good performance.

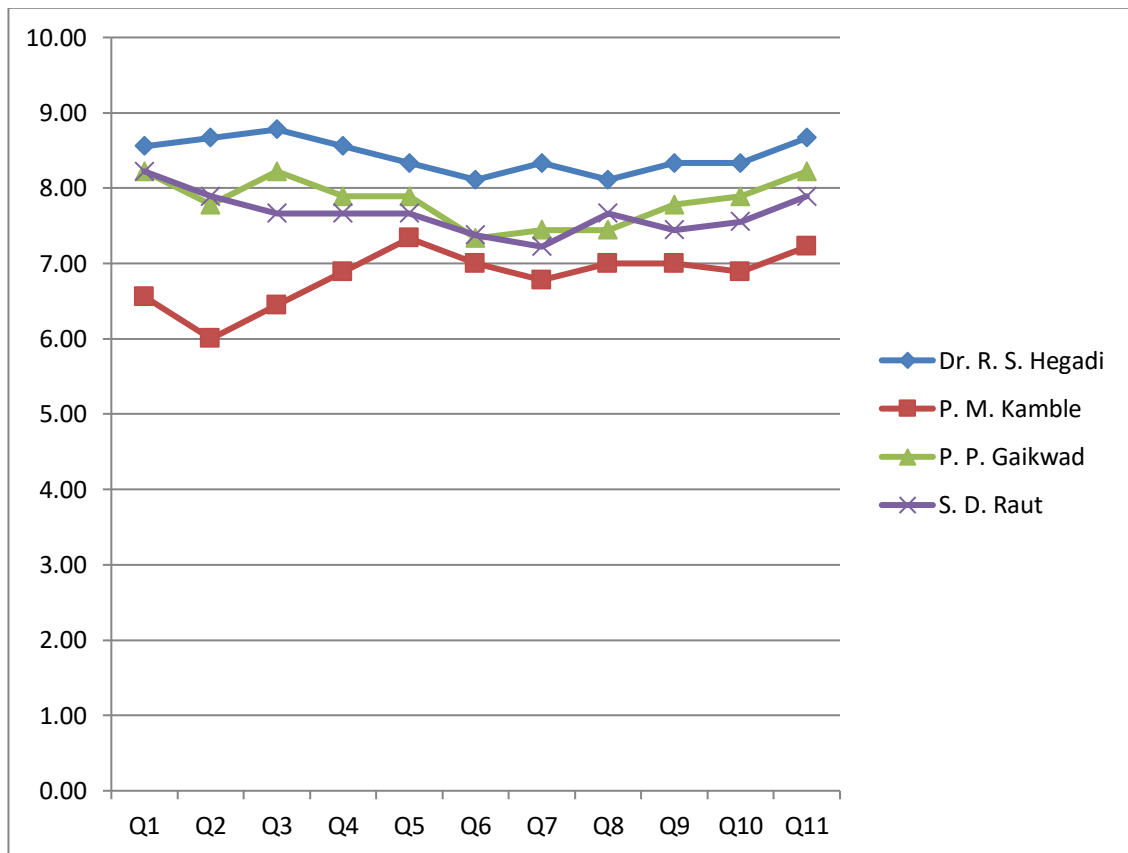
Subject: **Computer Science**

Class: **M. Sc. I Semester I**

Faculty	Q-1	Q-2	Q-3	Q-4	Q-5	Q-6	Q-7	Q-8	Q-9	Q-10	Q-11	Respo-ndents
A. R. Bagadi	8.57	8.29	8.64	8.21	7.93	7.86	8.57	8.43	7.79	8.29	8.57	14
A. R. Shinde	9.14	9.43	9.29	9.07	9.07	8.93	9.64	9.23	8.93	9.43	9.64	14
Z. Y. Indikar	5.57	6.79	6.79	6.46	6.77	7.00	7.29	7.54	7.00	7.21	7.14	14



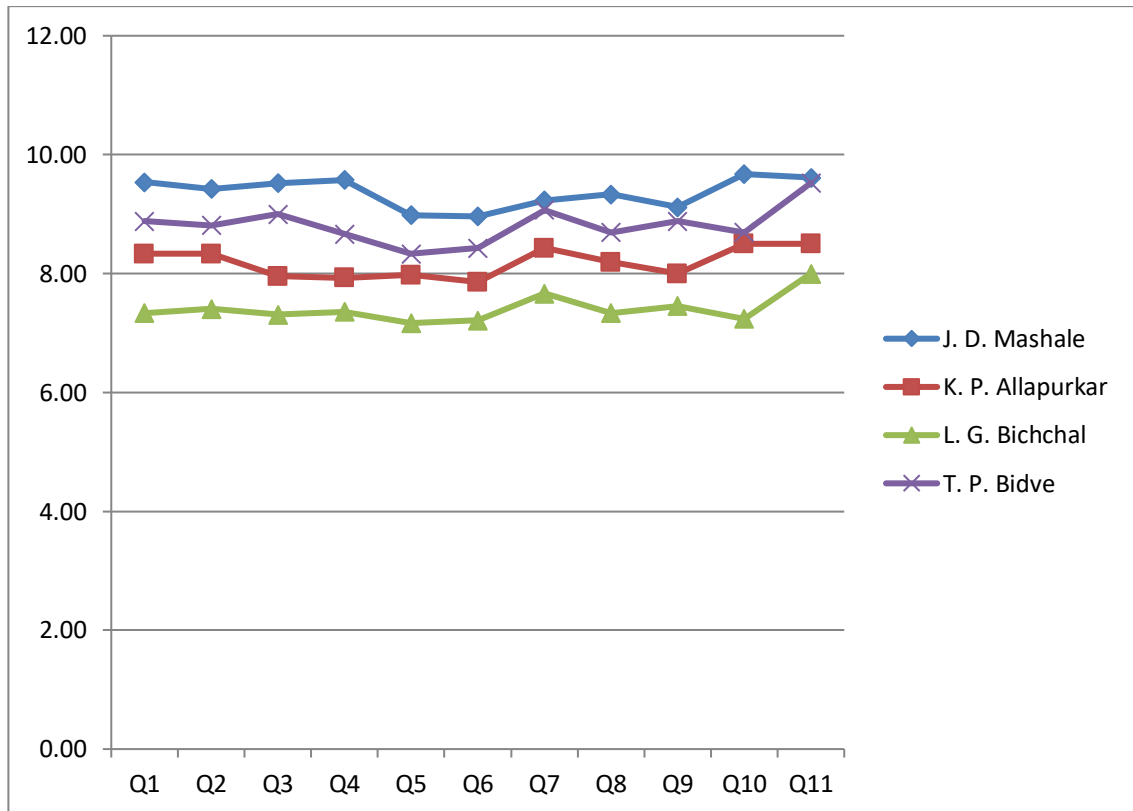
Faculty	Q-1	Q-2	Q-3	Q-4	Q-5	Q-6	Q-7	Q-8	Q-9	Q-10	Q-11	Respo-ndents
Dr. R. S. Hegadi	8.56	8.67	8.78	8.56	8.33	8.11	8.33	8.11	8.33	8.33	8.67	9
P. M. Kamble	6.56	6.00	6.44	6.89	7.33	7.00	6.78	7.00	7.00	6.89	7.22	9
P. P. Gaikwad	8.22	7.78	8.22	7.89	7.89	7.33	7.44	7.44	7.78	7.89	8.22	9
S. D. Raut	8.22	7.89	7.67	7.67	7.67	7.38	7.22	7.67	7.44	7.56	7.89	9



Subject: Mathematics

Class: M. Sc. I Semester I

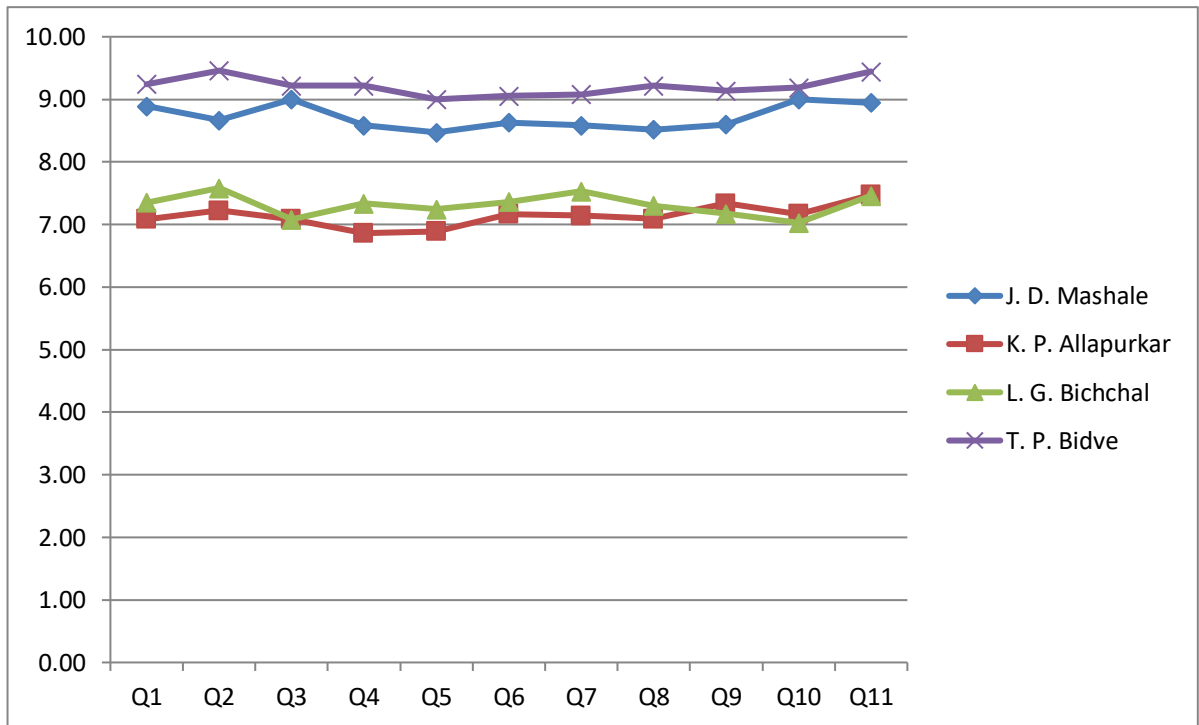
Faculty	Q-1	Q-2	Q-3	Q-4	Q-5	Q-6	Q-7	Q-8	Q-9	Q-10	Q-11	Respo-ndents
J. D. Mashale	9.54	9.42	9.52	9.58	8.98	8.96	9.23	9.33	9.12	9.67	9.62	52
K. P. Allapurkar	8.33	8.33	7.95	7.93	7.98	7.86	8.43	8.19	8.00	8.50	8.50	42
L. G. Bichchal	7.33	7.40	7.31	7.36	7.17	7.21	7.67	7.33	7.45	7.24	8.00	42
T. P. Bidve	8.88	8.81	9.00	8.67	8.33	8.43	9.07	8.69	8.88	8.69	9.52	42



Subject: **Mathematics**

Class: **M. Sc. II Semester III**

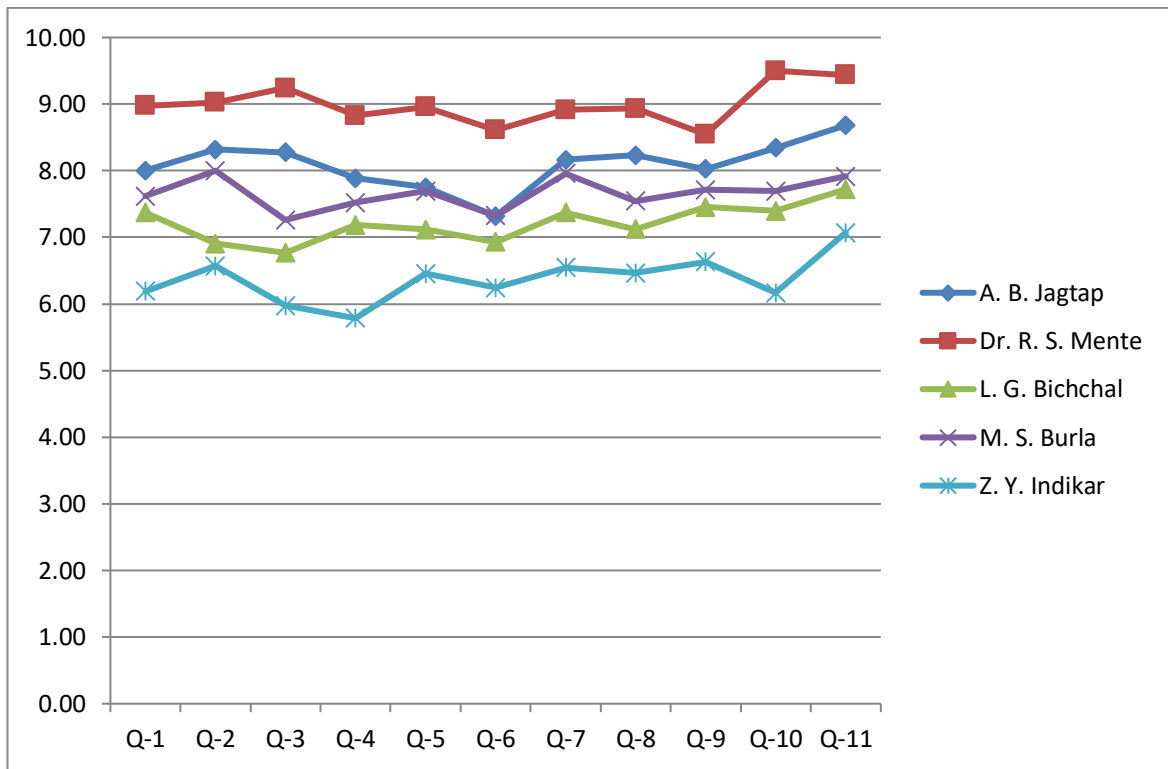
Faculty	Q-1	Q-2	Q-3	Q-4	Q-5	Q-6	Q-7	Q-8	Q-9	Q-10	Q-11	Respo-ndents
J. D. Mashale	8.89	8.67	9.00	8.58	8.47	8.63	8.58	8.52	8.60	9.00	8.94	36
K. P. Allapurkar	7.08	7.22	7.08	6.86	6.89	7.17	7.14	7.09	7.33	7.17	7.47	36
L. G. Bichchal	7.35	7.58	7.08	7.33	7.24	7.36	7.53	7.30	7.17	7.03	7.46	37
T. P. Bidve	9.24	9.46	9.22	9.22	9.00	9.05	9.08	9.22	9.14	9.19	9.44	37



Subject: **Computer Science**

Class: **M.C.A. I Semester I**

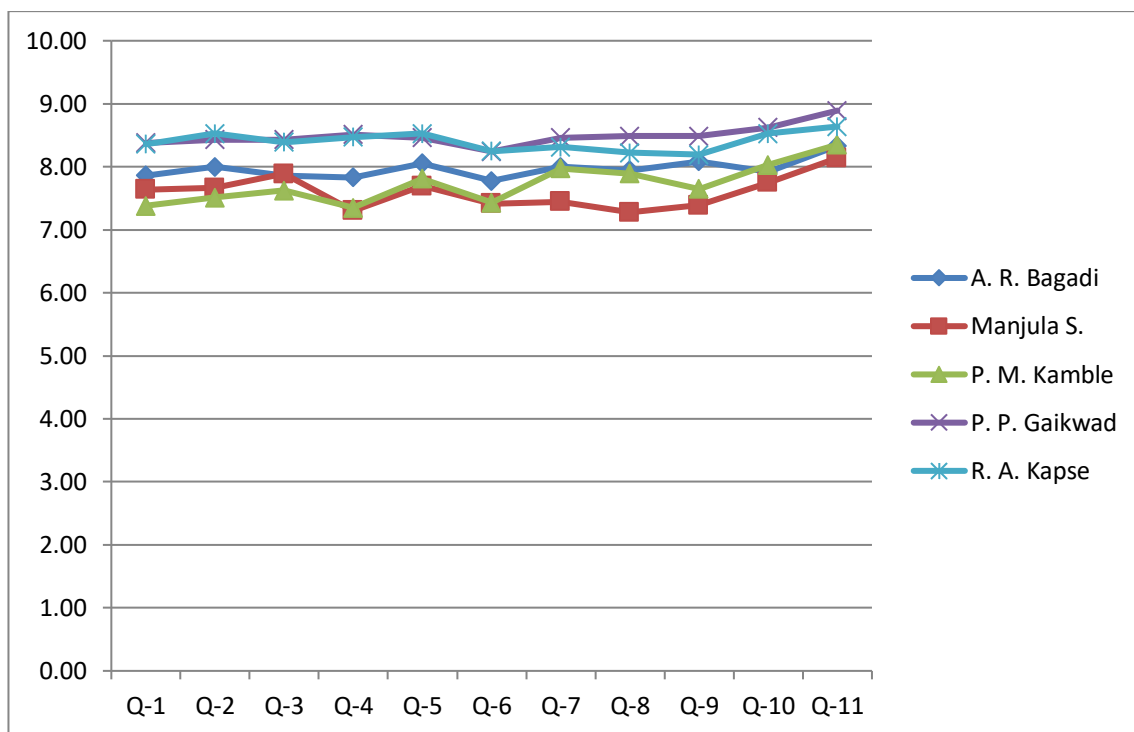
Faculty	Q-1	Q-2	Q-3	Q-4	Q-5	Q-6	Q-7	Q-8	Q-9	Q-10	Q-11	Respo-ndents
A. B. Jagtap	8.00	8.32	8.27	7.89	7.75	7.32	8.16	8.23	8.02	8.34	8.68	44
Dr. R. S. Mente	8.98	9.02	9.24	8.83	8.96	8.61	8.91	8.93	8.54	9.50	9.43	46
L. G. Bichchal	7.37	6.91	6.77	7.19	7.12	6.93	7.37	7.12	7.45	7.40	7.72	43
M. S. Burla	7.62	8.00	7.26	7.52	7.70	7.33	7.96	7.55	7.71	7.70	7.91	46
Z. Y. Indikar	6.19	6.57	5.98	5.79	6.45	6.24	6.55	6.46	6.63	6.17	7.07	42



Subject: Computer Science

Class: M.C.A. II Semester III

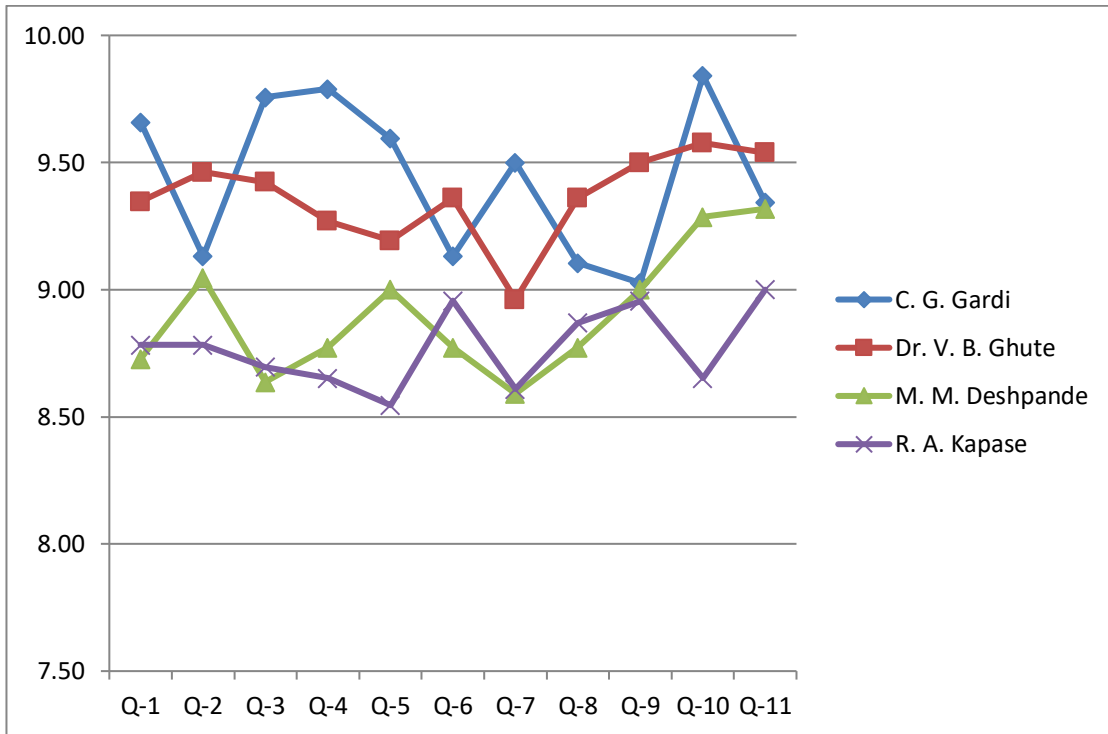
Faculty	Q-1	Q-2	Q-3	Q-4	Q-5	Q-6	Q-7	Q-8	Q-9	Q-10	Q-11	Respo-ndents
A. R. Bagadi	7.86	8.00	7.86	7.83	8.06	7.78	8.00	7.94	8.08	7.92	8.33	36
Manjula S.	7.64	7.67	7.89	7.31	7.69	7.42	7.44	7.28	7.39	7.75	8.14	36
P. M. Kamble	7.38	7.51	7.62	7.35	7.81	7.43	7.97	7.89	7.65	8.03	8.35	37
P. P. Gaikwad	8.38	8.43	8.43	8.51	8.46	8.24	8.46	8.49	8.49	8.62	8.89	37
R. A. Kapse	8.36	8.53	8.39	8.47	8.53	8.25	8.31	8.22	8.19	8.53	8.64	36



Subject: Statistics

Class: M. Sc. I Semester I

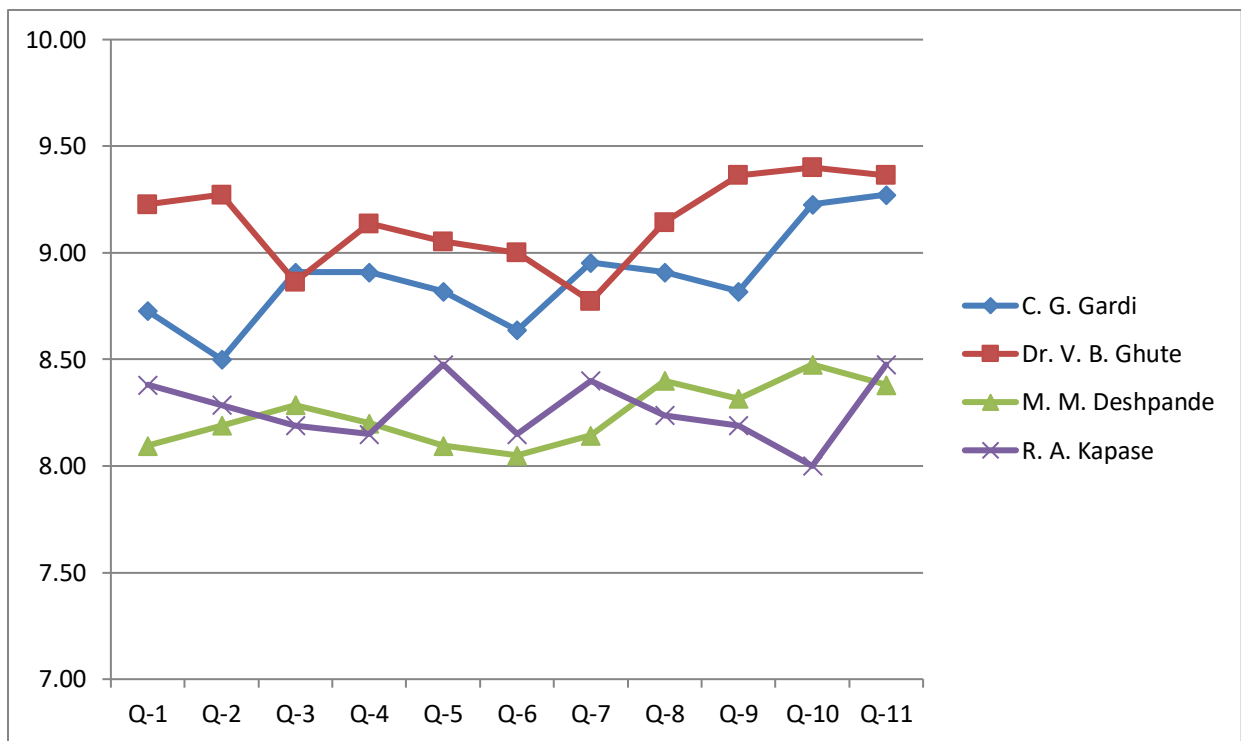
Faculty	Q-1	Q-2	Q-3	Q-4	Q-5	Q-6	Q-7	Q-8	Q-9	Q-10	Q-11	Respo-ndents
C. G. Gardi	9.66	9.13	9.76	9.79	9.59	9.13	9.50	9.11	9.03	9.84	9.34	38
Dr. V. B. Ghute	9.35	9.46	9.42	9.27	9.19	9.36	8.96	9.36	9.50	9.58	9.54	26
M. M. Deshpande	8.73	9.05	8.64	8.77	9.00	8.77	8.59	8.77	9.00	9.29	9.32	22
R. A. Kapase	8.78	8.78	8.70	8.65	8.55	8.96	8.61	8.87	8.95	8.65	9.00	23



Subject: **Statistics**

Class: **M. Sc. II Semester III**

Faculty	Q-1	Q-2	Q-3	Q-4	Q-5	Q-6	Q-7	Q-8	Q-9	Q-10	Q-11	Respo-ndents
C. G. Gardi	8.73	8.50	8.91	8.91	8.82	8.64	8.95	8.91	8.82	9.23	9.27	22
Dr. V. B. Ghute	9.23	9.27	8.86	9.14	9.05	9.00	8.77	9.14	9.36	9.40	9.36	22
M. M. Deshpande	8.10	8.19	8.29	8.20	8.10	8.05	8.14	8.40	8.32	8.48	8.38	21
R. A. Kapase	8.38	8.29	8.19	8.15	8.48	8.15	8.40	8.24	8.19	8.00	8.48	21



Form – 3

Student General Feedback for the academic year 2016 – 17 SEM-I

Q. No	Question Description	Response	Respondents from Department of			
			Computer Science	Mathematics	MCA	Statistics
1	In case no optional courses were available, would you have liked to have some other?	Yes	8	41	14	18
		No	6	7	28	4
2	Was it possible to take a course in other departments?	Yes	6	34	9	18
		No	8	13	33	4
3	If, yes did you benefit from the interdisciplinary study?	Yes	10	34	29	16
		No	2	12	12	6
4	If not, would you have liked to do interdisciplinary course?	Yes	11	27	19	12
		No	2	16	17	10
5	Was the practical/ workshop component of your courses sequenced integrally with theory classes?	Yes	13	36	39	19
		No	1	10	3	0
6	Were the laboratories/workshops adequately equipped and properly maintained?	Yes, fully	7	23	31	15
		Yes, partly	7	20	11	6
		No	0	5	0	1
7	Were you provided training in Library use	Yes	8	29	20	20
		No	5	18	21	2
8	To what extent were you provided with Computer Internet facilities on Campus/Department?	Excellent	9	16	28	16
		Adequate	5	15	12	6
		Inadequate	0	6	0	0
		None	0	8	1	0
9	To what extent were you provided with sports facilities on campus?	Excellent	3	7	6	6
		Adequate	3	11	12	13
		Inadequate	2	7	10	1
		None	6	21	13	2
10	Is the internal assessment system conducive to	regular work	9	24	23	18
		understanding the course	3	17	32	12
		early discovery of difficulties	0	1	2	0
		interaction with the teacher	1	4	3	2
11	Did the Department have	Yes	8	30	28	18

	provision to take case of grievances?	No	3	15	11	1
12	At the end of the programme of study you came out	the same as before	0	8	5	8
		better informed and skilled	11	30	28	13
		more enthusiastic for further study	3	9	7	0
		less enthusiastic for further study	0	0	1	0
13	When you meet students who have taken a similar programme at other institutions do you feel?	Inferior	0	8	3	4
		superior	7	17	18	7
		equal	4	12	12	7
		can't say	3	10	9	4
14	How do you rate the student-teacher relationship in your department?	very good	8	19	12	16
		good	5	21	16	6
		satisfactory	1	5	12	0
		unsatisfactory	0	0	1	0
15	How do you find the institution's administrative offices?	very helpful	5	12	12	13
		helpful	8	36	29	9
		indifferent	1	0	1	0
		cumbersome	0	0	0	0
16	Are you satisfied with the hostel facilities?	good	3	11	6	10
		good but inadequate	7	10	13	11
		unsatisfactory	2	14	11	0
		bad	0	9	3	1
17	How do you rate the facilities at the Heath Centre?	good	11	28	25	11
		good but inadequate	3	16	8	10
		unsatisfactory	0	2	6	1
		bad	0	2	0	0
18	Are the health facilities available on time?	Yes	14	42	32	19
		No	0	5	6	3
19	Did you participate in any of the extracurricular activities of the department/institution?	always	3	7	14	31
		often	0	5	3	1
		sometimes	9	23	21	8
		never	2	13	4	0
20	Has your time at the University been intellectually enriching?	Yes	5	13	18	15
		mostly	8	25	18	4
		marginally	0	5	3	3
		no	0	4	2	0
21	After having completed the present course what is your	Proudly	12	42	36	20
		Indifferently	2	5	6	2

	reaction about - Teacher	Negatively	0	0	0	0
		Humorously	0	1	0	0
22	After having completed the present course what is your reaction about -Department	Proudly	14	45	41	20
		Indifferently	0	2	1	1
		Negatively	0	0	0	1
		Humorously	0	1	0	0
23	After having completed the present course what is your reaction about -Non Teaching Staff	Proudly	11	34	33	21
		Indifferently	2	12	8	1
		Negatively	0	0	0	0
		Humorously	1	2	1	0
24	After having completed the present course what is your reaction about -Institution	Proudly	13	38	37	21
		Indifferently	1	8	5	1
		Negatively	0	1	0	0
		Humorously	0	1	0	0
25	Have you made any friendships during the course which you expect will last long?	many	9	15	21	11
		some	5	27	14	8
		a few	0	4	5	0
		none	0	2	1	3
26	What is your opinion about the SET/NET coaching organized by your Department?	Most useful	8	21	12	10
		Useful	5	19	9	10
		of no use	0	3	2	0
		Not applicable	0	5	14	2
27	What is your opinion about the Department Study Tour?	Educational	5	14	9	6
		Entertaining	0	2	1	2
		Educational & Entertaining	0	0	0	0
		Not applicable	2	11	7	0
28	How do you find the Departmental Climate?	Healthy	8	20	16	10
		Satisfactory	5	28	25	12
		Unsatisfactory	0	0	1	0
		Poor	1	0	0	0
29	Have you benefited from the Work on Demand of the University?	Very useful	11	22	26	20
		Useful but obstacle in way of Studies	2	16	7	2
		Facilities were insufficient	0	8	6	0
		Not Applicable	0	2	1	0
30	Are you satisfied with the Banking facilities?	Most useful	5	10	8	9
		Useful	6	15	20	8
		No use	3	11	9	5
		Not applicable	0	11	4	0

Form – 3

Student General Feedback for the academic year 2016 – 17 SEM-III

Q. No	Question Description	Response	Respondents from Department of			
			Computer Science	Mathe matics	MCA	Statistics
1	In case no optional courses were available, would you have liked to have some other?	Yes	5	28	19	17
		No	4	7	13	2
2	Was it possible to take a course in other departments?	Yes	0	22	7	8
		No	9	13	26	10
3	If, yes did you benefit from the interdisciplinary study?	Yes	5	22	20	13
		No	4	12	11	4
4	If not, would you have liked to do interdisciplinary course?	Yes	3	22	15	13
		No	6	13	16	4
5	Was the practical/ workshop component of your courses sequenced integrally with theory classes?	Yes	7	28	27	17
		No	2	7	6	1
6	Were the laboratories/workshops adequately equipped and properly maintained?	Yes, fully	4	11	16	12
		Yes, partly	4	20	16	6
		No	1	4	1	0
7	Were you provided training in Library use	Yes	3	25	21	16
		No	6	9	12	3
8	To what extent were you provided with Computer Internet facilities on Campus/Department?	Excellent	5	10	13	11
		Adequate	2	16	15	6
		Inadequate	1	4	5	2
		None	1	5	0	0
9	To what extend where you provided with sports facilities on campus?	Excellent	1	7	3	7
		Adequate	0	15	11	6
		Inadequate	2	7	6	2
		None	6	6	13	4
10	Is the internal assessment system conducive to	regular work	4	17	20	13
		understanding the course	3	12	12	3
		early discovery of difficulties	2	5	1	1
		interaction with the teacher	0	1	0	1
11	Did the Department have provision to take case of	Yes	5	26	28	17
		No	4	7	3	1

	grievances?					
12	At the end of the programme of study you came out	the same as before	1	12	5	0
		better informed and skilled	7	20	25	17
		more enthusiastic for further study	1	2	0	2
		less enthusiastic for further study	0	1	1	0
13	When you meet students who have taken a similar programme at other institutions do you feel?	Inferior	1	7	2	2
		superior	5	17	17	12
		equal	2	6	8	3
		can't say	1	3	4	2
14	How do you rate the student-teacher relationship in your department?	very good	3	17	11	14
		good	4	16	16	5
		satisfactory	1	1	5	0
		unsatisfactory	1	1	0	0
15	How do you find the institution's administrative offices?	very helpful	1	12	8	9
		helpful	7	19	24	7
		indifferent	1	3	1	2
		cumbersome	0	0	0	1
16	Are you satisfied with the hostel facilities?	good	3	12	11	8
		good but inadequate	4	10	16	6
		unsatisfactory	1	5	4	3
		bad	0	3	1	1
17	How do you rate the facilities at the Heath Centre?	good	5	20	26	9
		good but inadequate	2	13	7	6
		unsatisfactory	1	2	0	1
		bad	0	0	0	3
18	Are the health facilities available on time?	Yes	5	30	31	11
		No	3	3	2	7
19	Did you participate in any of the extracurricular activities of the department/institution?	always	3	13	11	7
		often	2	10	7	1
		sometimes	4	9	14	9
		never	0	3	1	2
20	Has your time at the University been intellectually enriching?	Yes	2	15	14	10
		mostly	3	17	14	5
		marginally	2	2	4	3
		no	1	1	0	1
21	After having completed the present course what is your reaction about - Teacher	Proudly	7	22	23	16
		Indifferently	1	11	8	2
		Negatively	0	1	1	1

		Humorously	0	0	1	0
22	After having completed the present course what is your reaction about -Department	Proudly	6	25	32	13
		Indifferently	2	6	2	6
		Negatively	0	4	0	0
		Humorously	1	0	1	0
23	After having completed the present course what is your reaction about -Non Teaching Staff	Proudly	4	17	21	12
		Indifferently	3	14	9	5
		Negatively	1	2	1	2
		Humorously	0	1	2	0
24	After having completed the present course what is your reaction about -Institution	Proudly	6	18	25	15
		Indifferently	3	11	7	4
		Negatively	0	4	0	0
		Humorously	0	1	1	0
25	Have you made any friendships during the course which you expect will last long?	many	6	7	15	13
		some	2	11	15	4
		a few	1	4	3	2
		none	0	1	0	0
26	What is your opinion about the SET/NET coaching organized by your Department?	Most useful	1	17	9	7
		Useful	6	12	19	11
		of no use	2	3	1	1
		Not applicable	0	2	4	0
27	What is your opinion about the Department Study Tour?	Educational	2	13	13	12
		Entertaining	1	12	2	2
		Educational & Entertaining	0	0	0	0
		Not applicable	1	1	7	3
28	How do you find the Departmental Climate?	Healthy	2	21	20	13
		Satisfactory	6	12	12	0
		Unsatisfactory	0	2	1	0
		Poor	1	0	0	0
29	Have you benefited from the Work on Demand of the University?	Very useful	4	18	18	15
		Useful but obstacle in way of Studies	3	14	11	2
		Facilities were insufficient	2	2	2	2
		Not Applicable	0	1	2	0
30	Are you satisfied with the Banking facilities?	Most useful	0	11	4	4
		Useful	3	11	7	3
		No use	2	6	10	7
		Not applicable	4	5	12	5

P.A.H. SOLAPUR UNIVERSITY, SOLAPUR

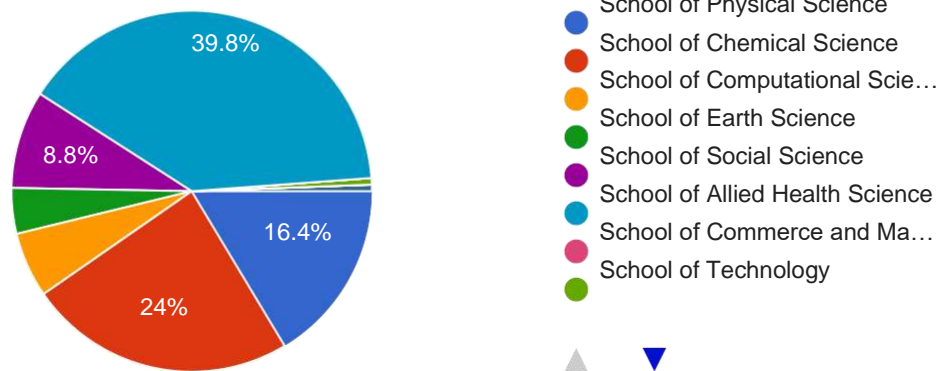
Internal Quality Assurance Cell (IQAC)

171 responses

Alumni-Feedback

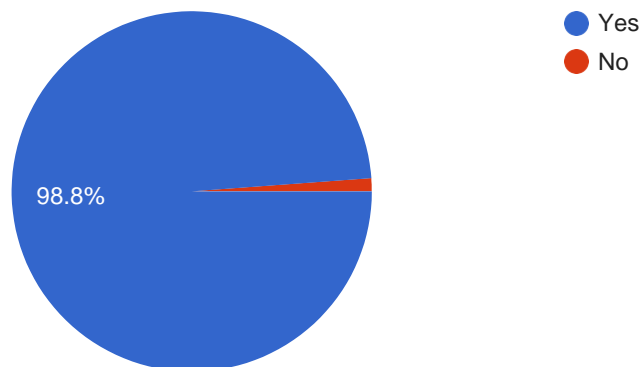
Name of School

171 responses



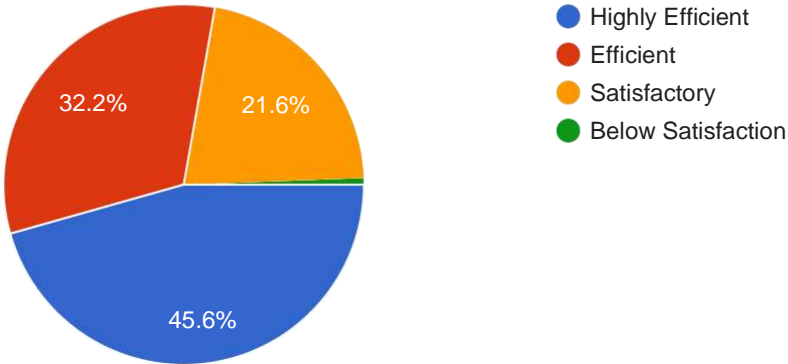
1. Do you feel proud to be associated with your School as Alumni?

171 responses



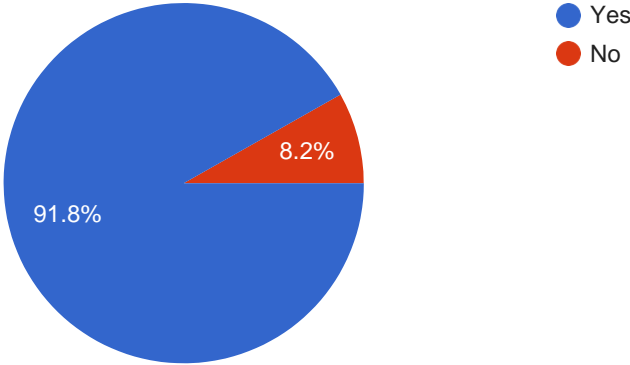
2. How do you rate development activities organized by the School for your overall development?

171 responses



3. Are you willing to contribute to the development of the School?

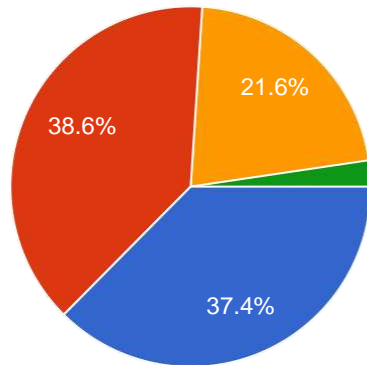
171 responses



4. Rate the adequacy of the following as they were during your tenure as a student at your School.

a) Computer Laboratories

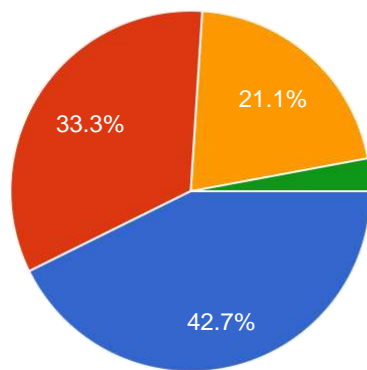
171 responses



- Highly Efficient
- Efficient
- Satisfactory
- Below Satisfaction

b) University Library

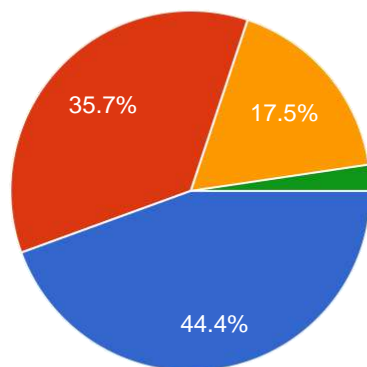
171 responses



- Highly Efficient
- Efficient
- Satisfactory
- Below Satisfaction

c) Seminars and Workshops

171 responses

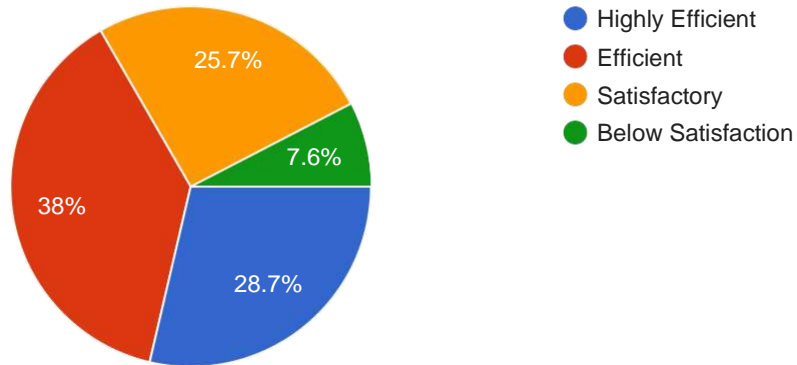


- Highly Efficient
- Efficient
- Satisfactory
- Below Satisfaction



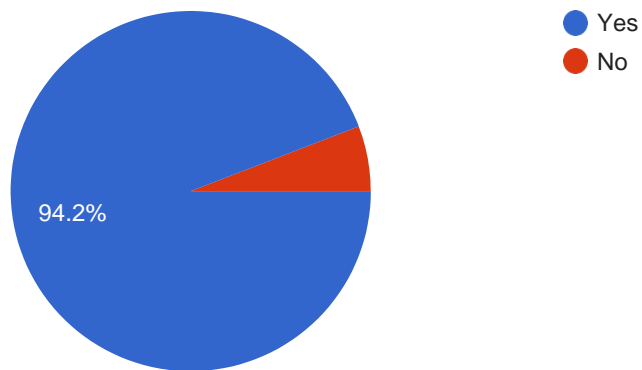
d) R and D Projects / Industrial Oriented Projects

171 responses



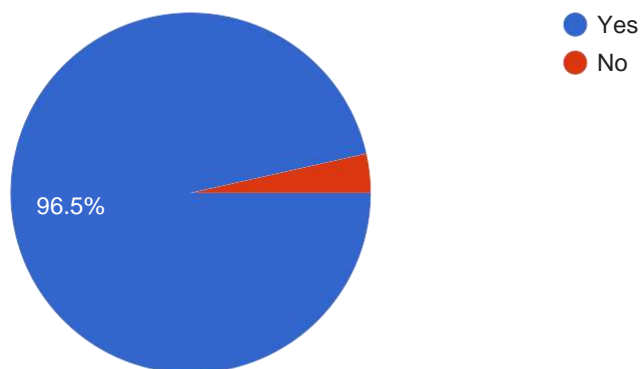
5. Have you obtained proficient knowledge (both in theory and practical) ?

171 responses



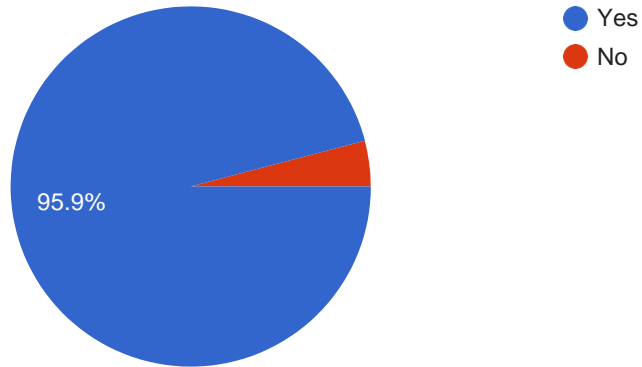
6. Is the educational imparted at your School is useful?

171 responses



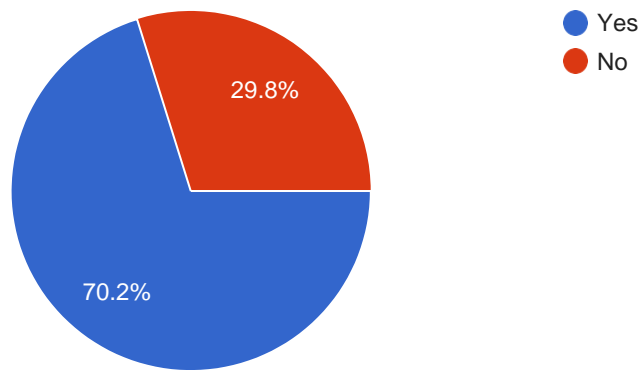
7. Were the HOD's and faculties cooperative?

171 responses



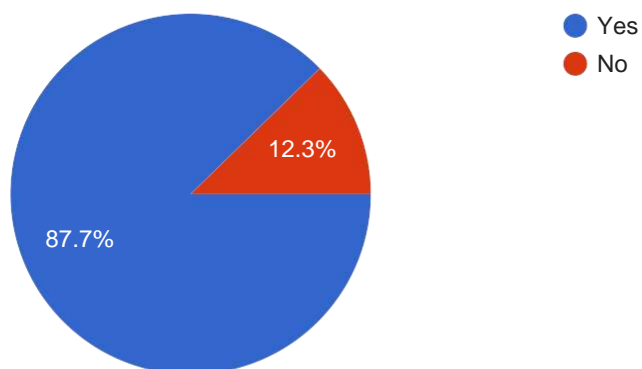
8. Has the school provided ON / OFF Campus placement opportunities ?

171 responses



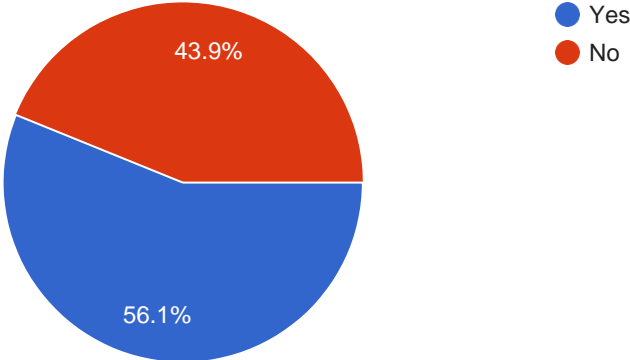
9. If you are invited to deliver A Guest Lecture / A Special Talk /A Motivational Session for your juniors, will you be interested?

171 responses



10. Have you participated in any Alumni meet as of now?

171 responses



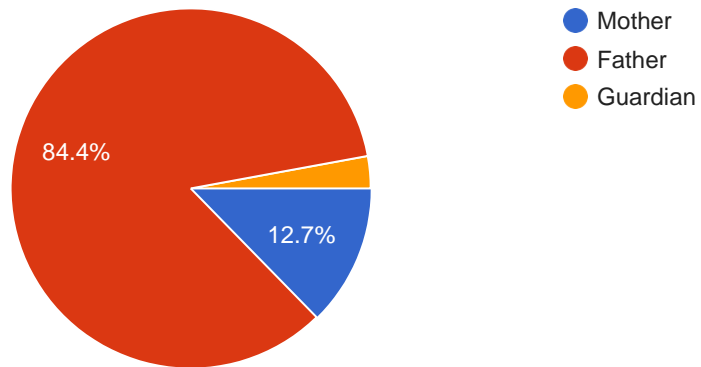
P. A. H. SOLAPUR UNIVERSITY, SOLAPUR
Internal Quality Assurance Cell (IQAC)

276 responses

Parent feedback

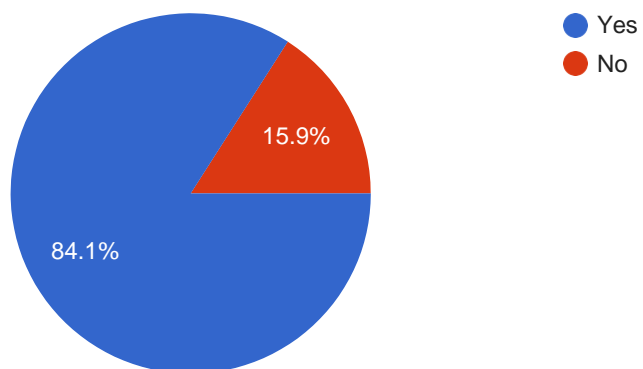
Relation

276 responses



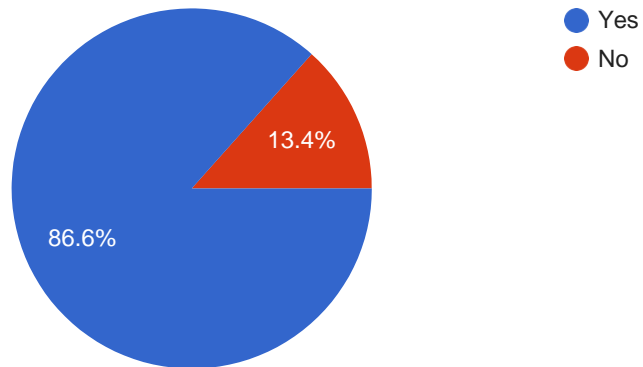
1. Do you find this institution better than others for your ward?

276 responses



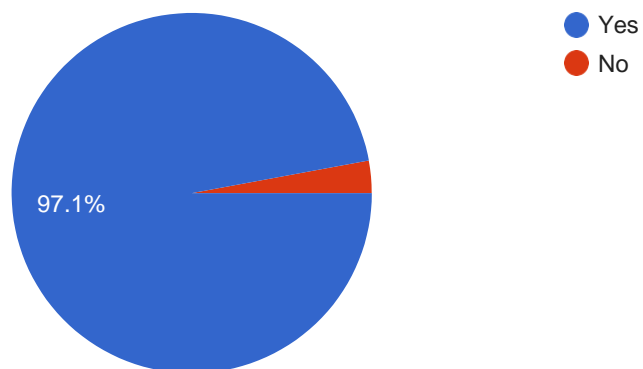
2. Do you feel facilities in the university are adequate?

276 responses



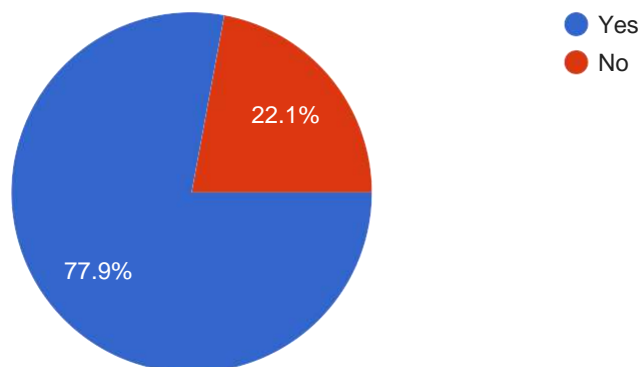
3. Do you feel that your ward is physically secured in the campus?

276 responses



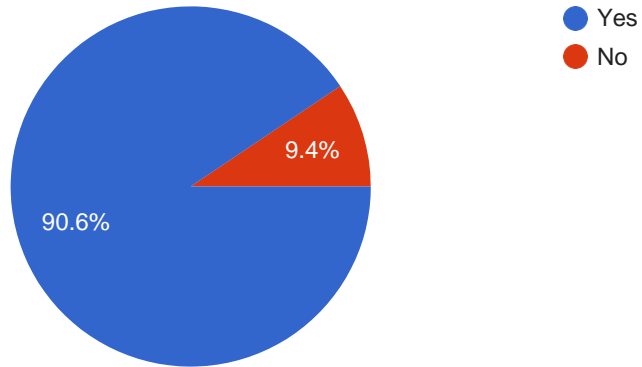
4. Are you satisfied about hostel facilities?

276 responses



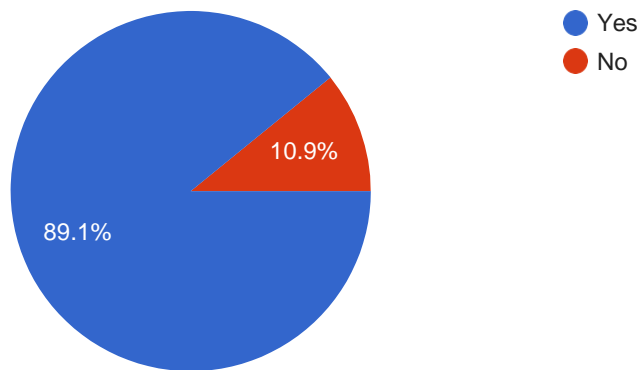
5. Are you satisfied for cooperation from the administrative staff?

276 responses



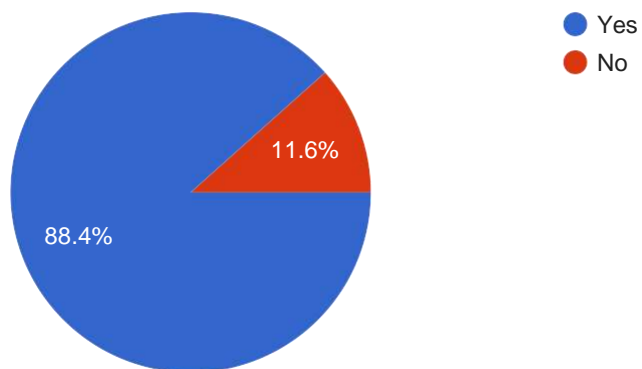
6. Can you make direct communication with teaching staff?

276 responses



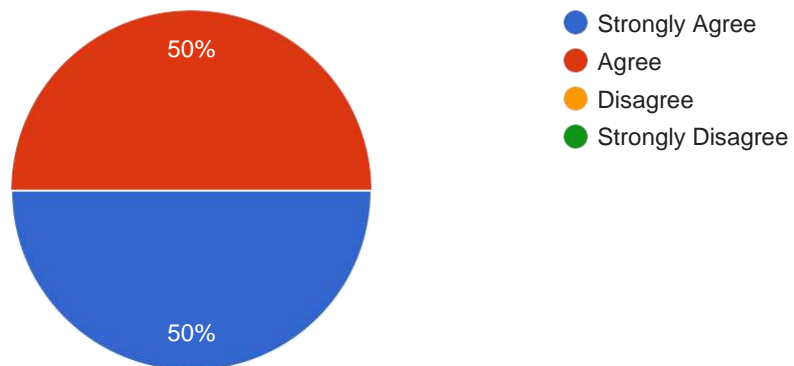
7. Do you find upgradation of hard and soft skills?

276 responses

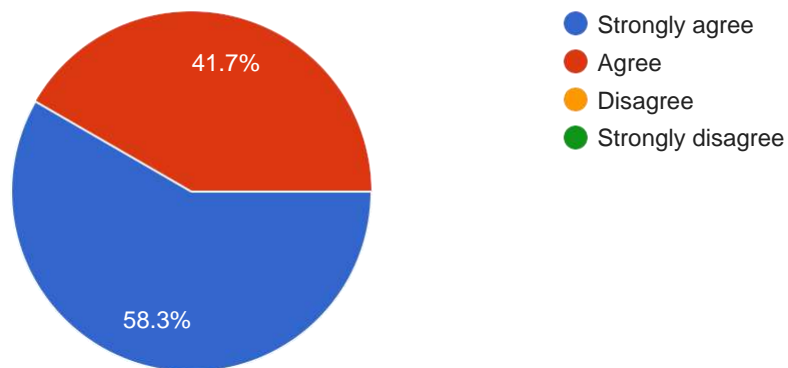


Faculty feedback 2018-19

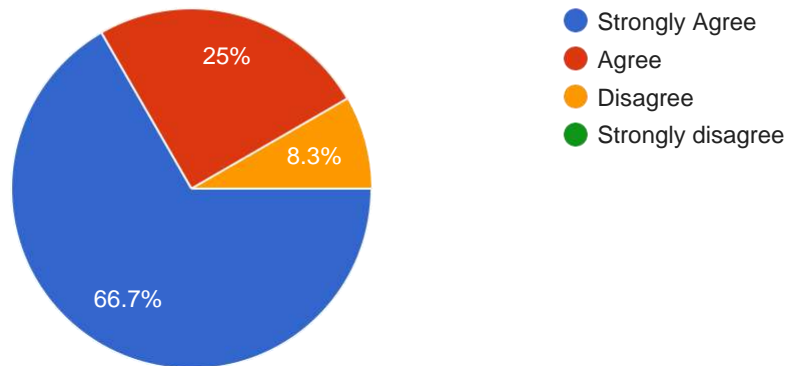
1) Board of studies is taking care to ensure the current and relevance of the programme offering.



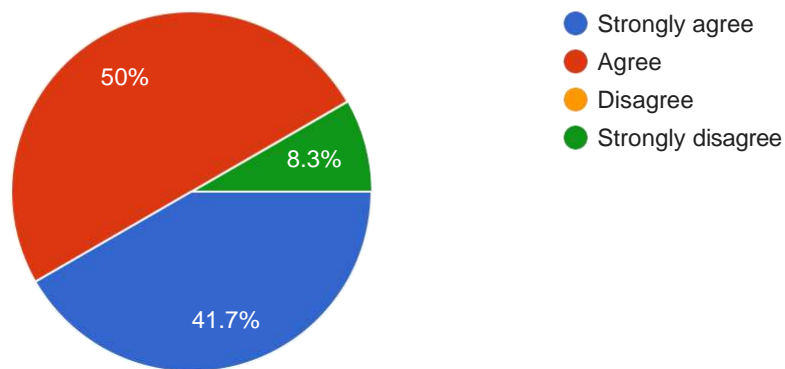
2) Employability is given weightage in curriculum design and development



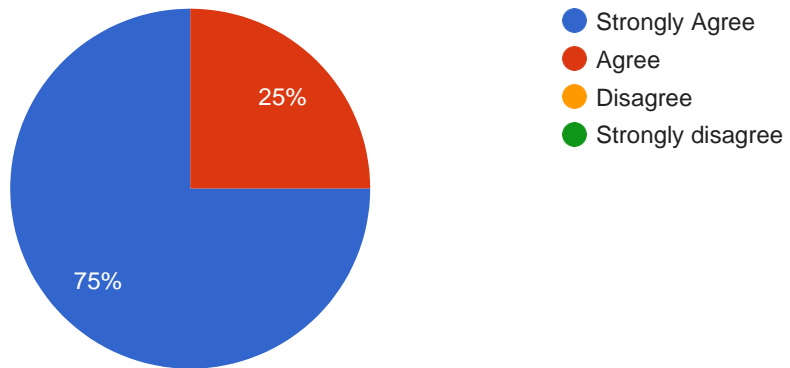
3) I have given enough freedom to contribute my ideas on curriculum design and development.



4) The system followed by the University for the design and development of curriculum is effective.

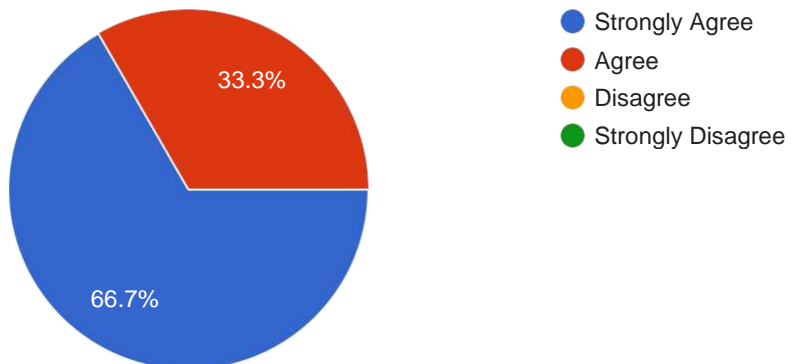


5) The curriculum has been updated from time to time.

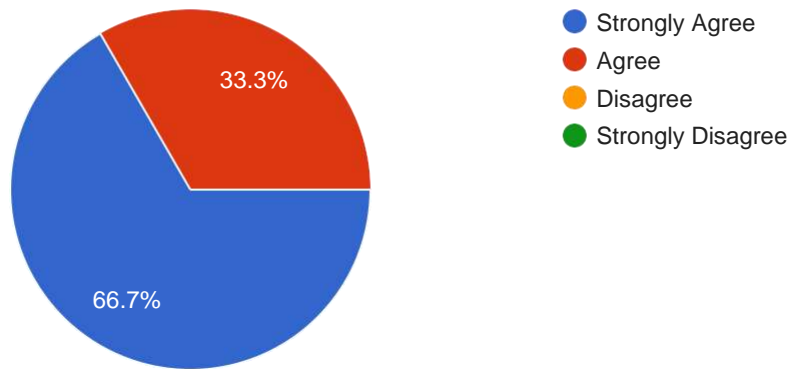


TEACHING, LEARNING, EVALUATION & RESEARCH

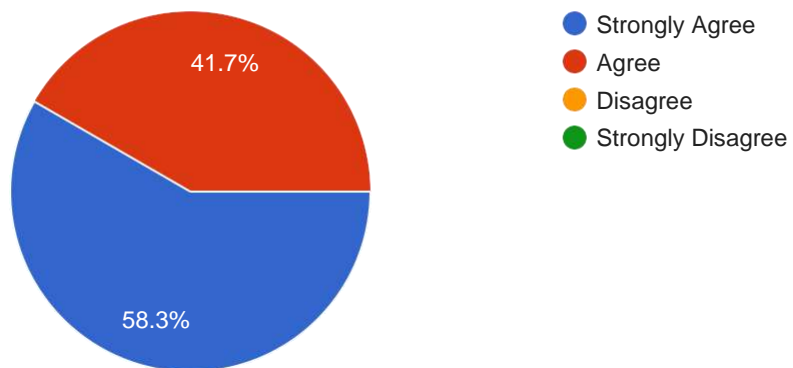
1) The admission process adopted by the University is effective.



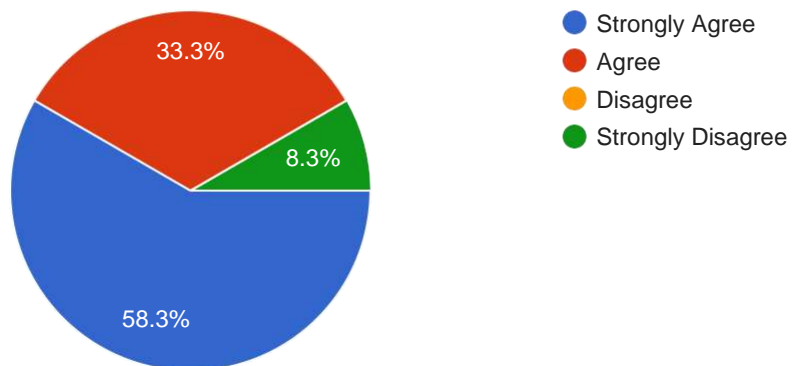
2) Student centered learning resources are available in the University.



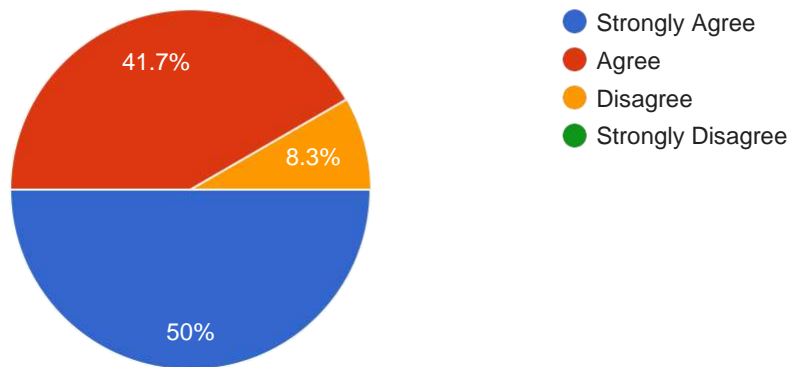
3) The faculty is updating their knowledge and skills.



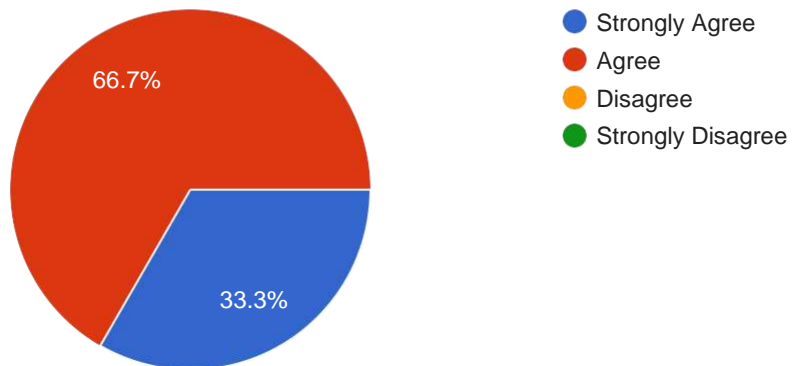
4) The class work is taking place as per schedule.



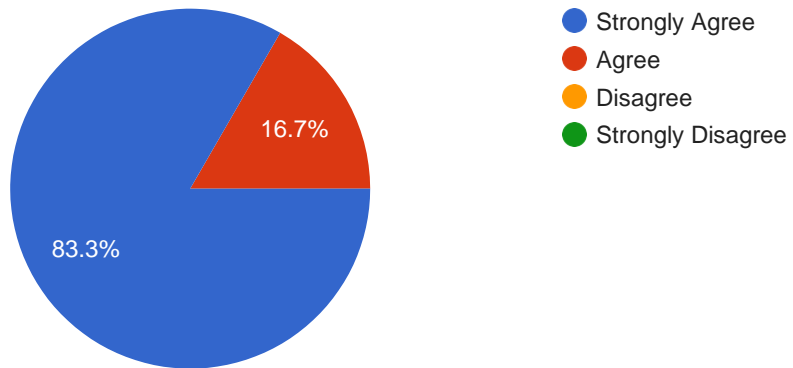
5) University library is a major source of information



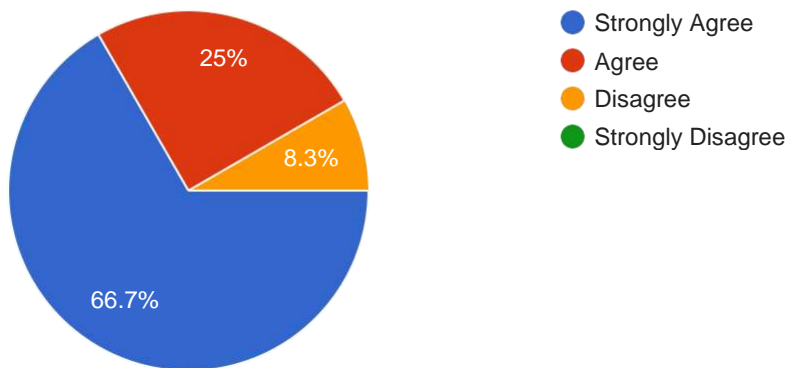
6) The procedure followed for acquiring new books and journals ensures right titles and journals in the library.



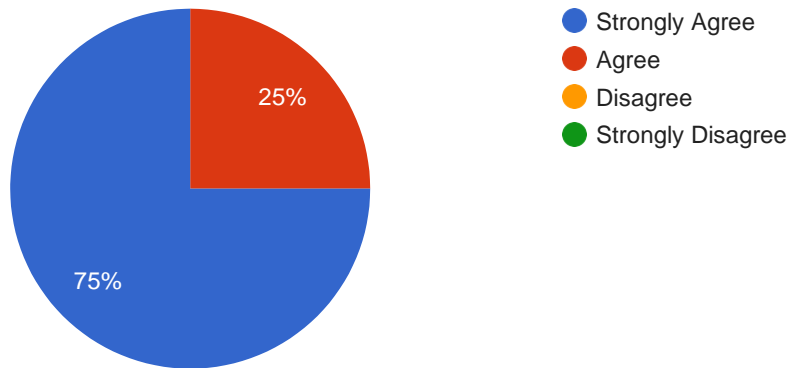
7) The teaching aids in the department are sufficient and up to date.



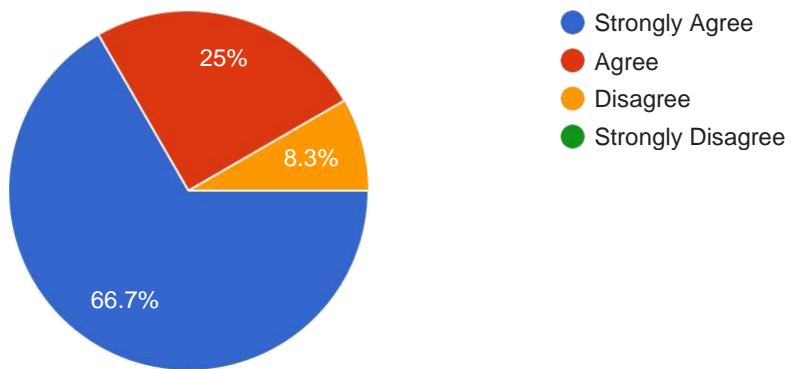
8) The teachers are encouraged to carry out research



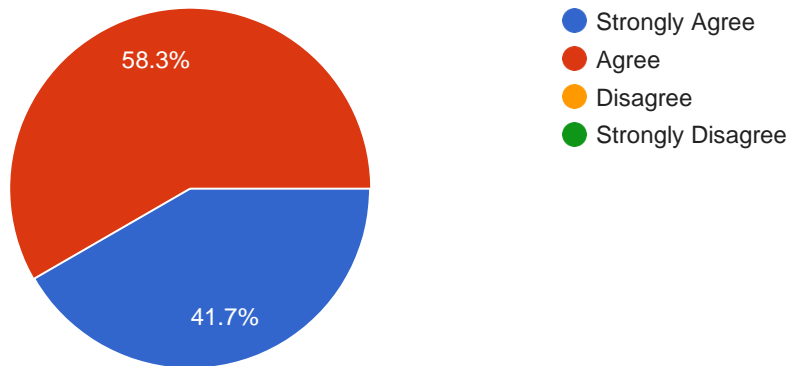
9) The teachers are encouraged to organize seminars/workshops/symposia/conferences.



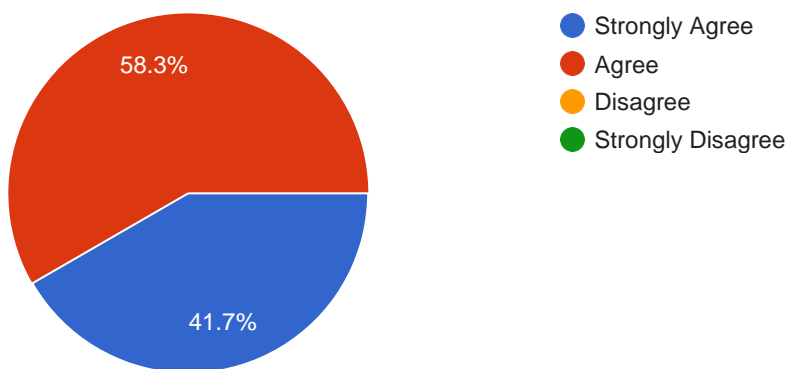
10) The teacher are encouraged to participate in seminars/workshops/symposia/conferences



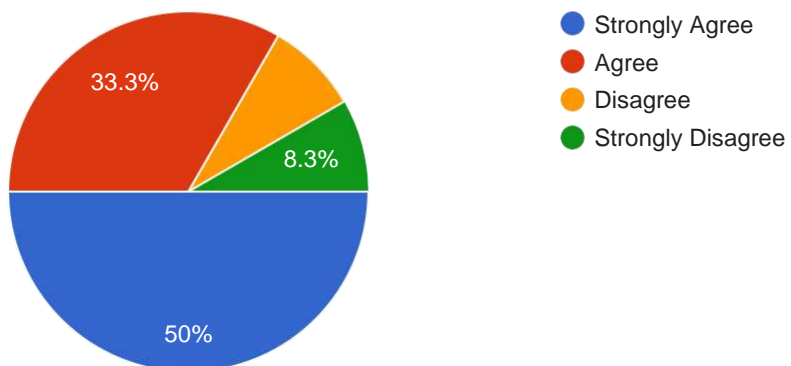
11) The teachers are encouraged to establish linkage with Industry.



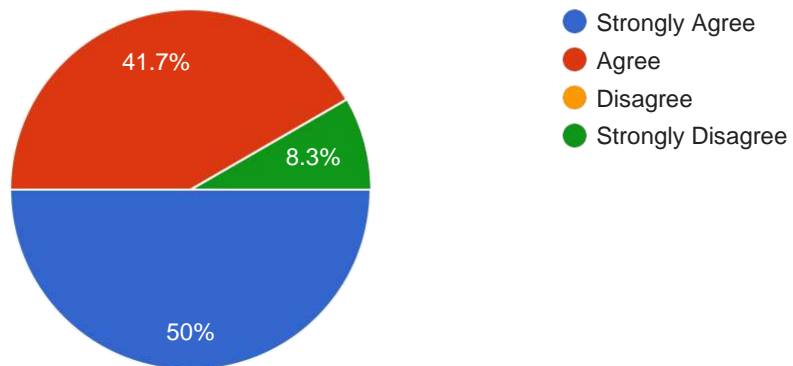
12) The teachers are encouraged to take-up consultancy services.



13) The examination system followed by the University is effective.

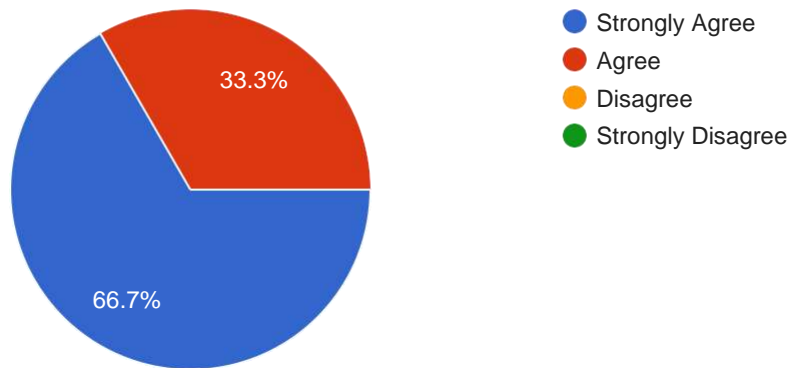


14) The evaluation system followed by the University is effective.

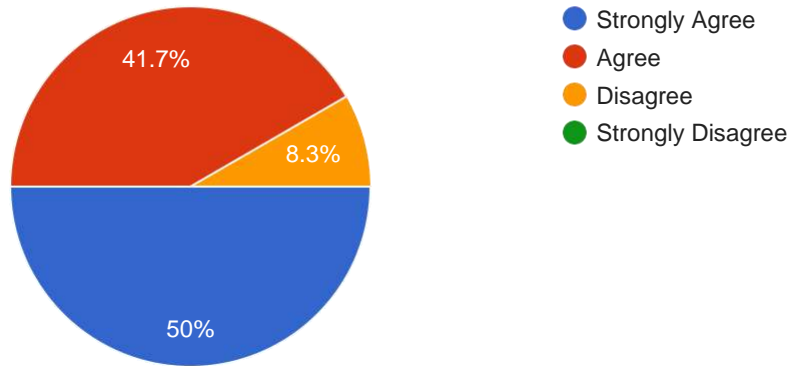


INFRASTRUCTURE

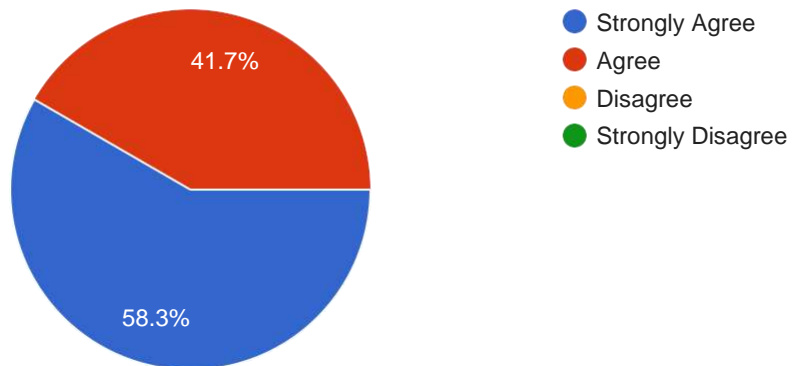
1) The class rooms and furniture available are adequate.



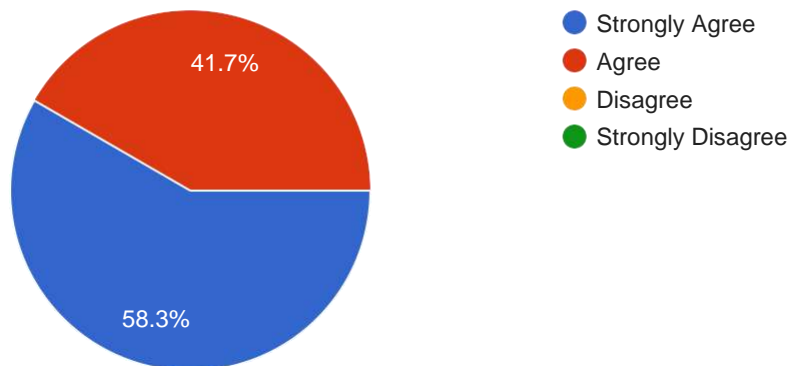
2) The labs are adequately equipped (wherever applicable).



3) The infrastructure available in the department is optimally used.

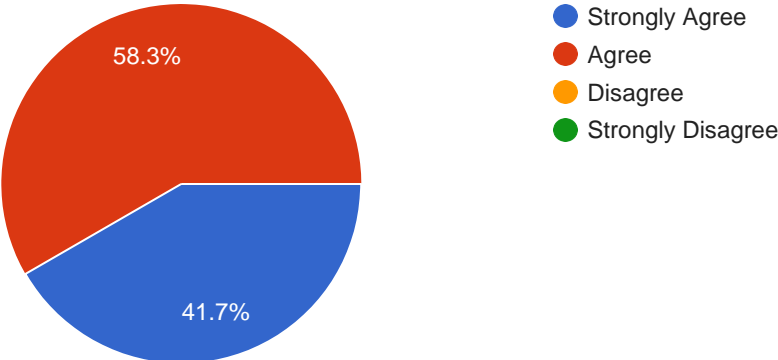


4) Safe drinking water is available

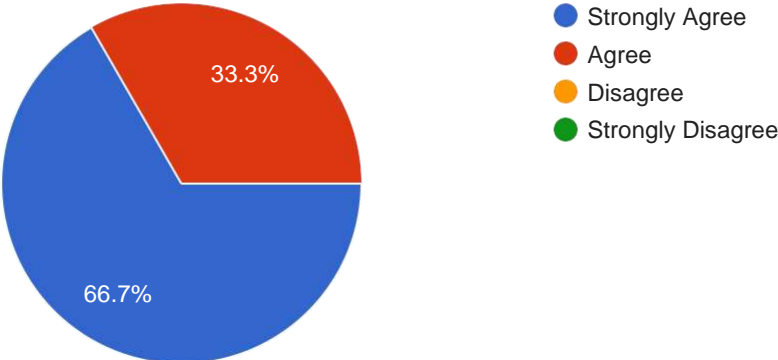


GOVERNANCE

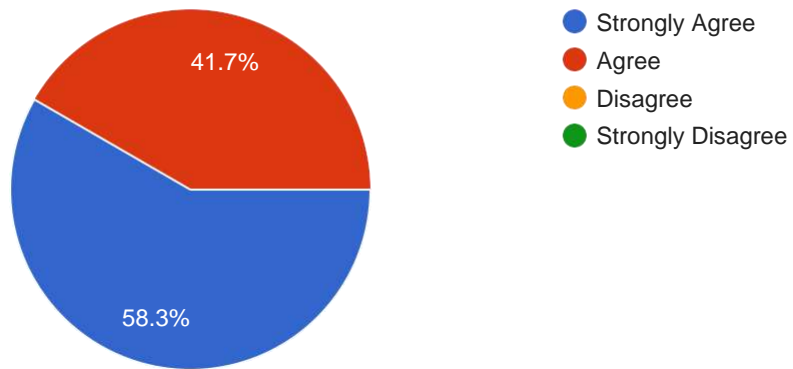
1) The administration is sincerely putting efforts for the development of the University.



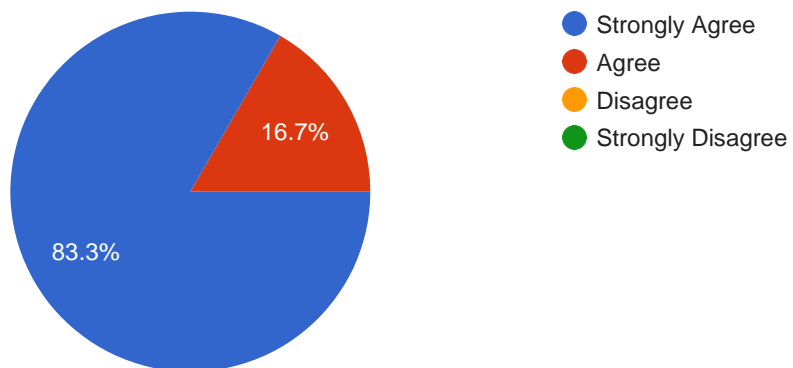
2) The administration is accessible.



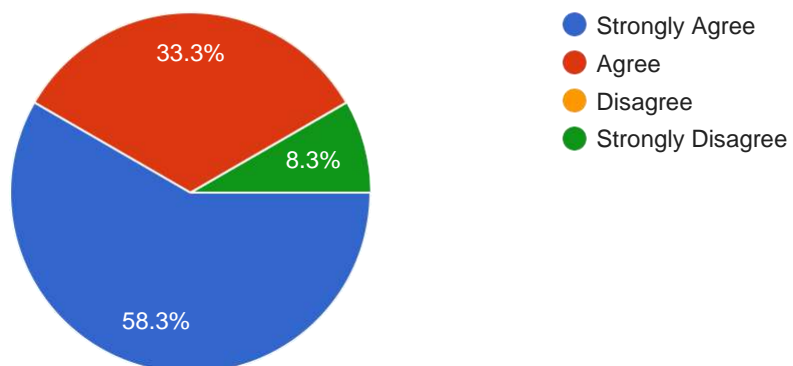
3) The faculties are given freedom to express their opinions.



4) The IQAC is working well for promoting quality in the Department.



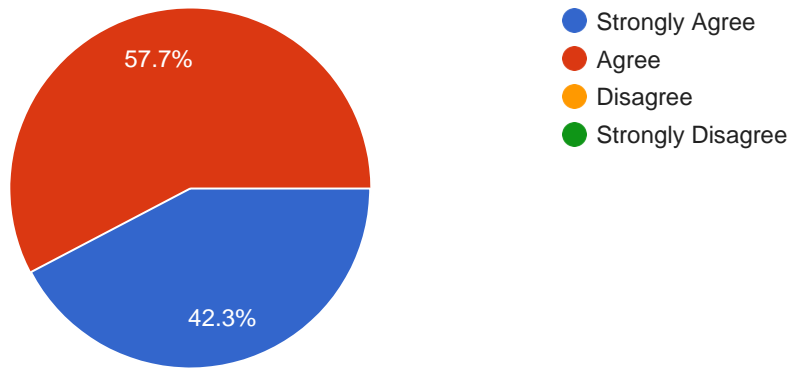
5) The files in office are processed on time.



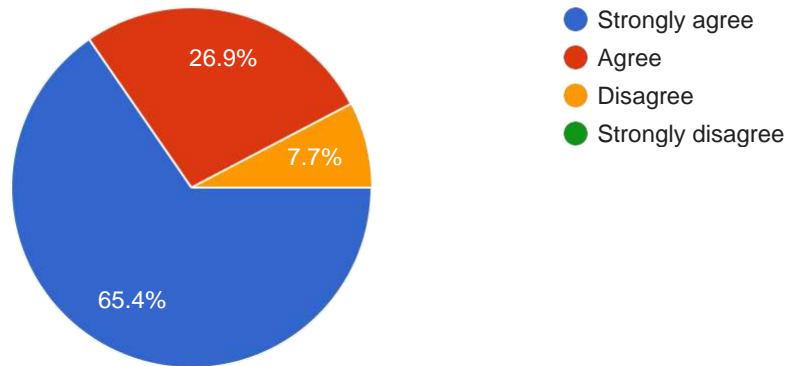
Faculty feedback 2019-20

CURRICULUM DESIGN AND DEVELOPMENT

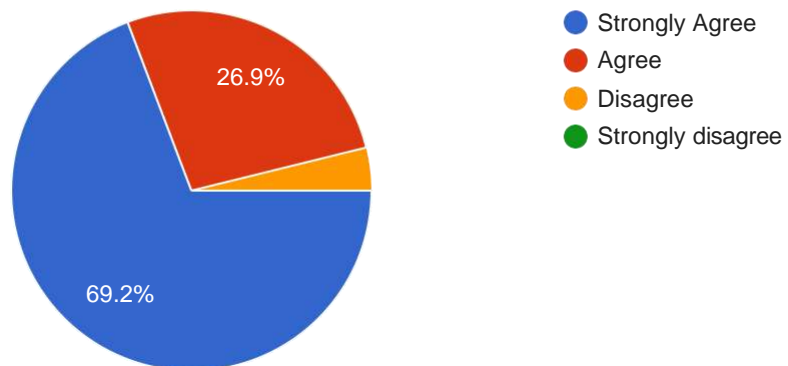
1) Board of studies is taking care to ensure the current and relevance of the programme offering.



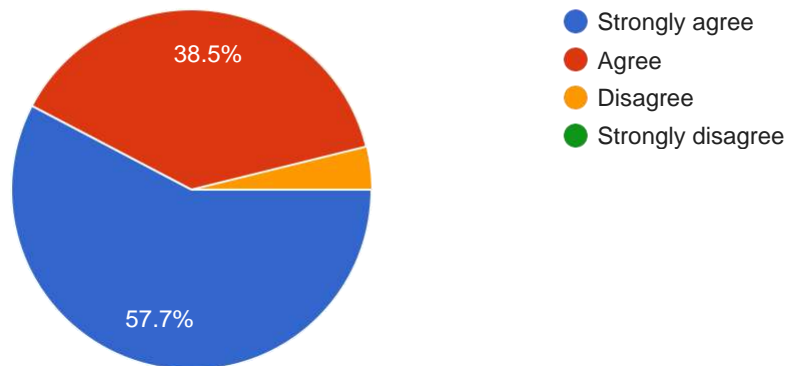
2) Employability is given weightage in curriculum design and development



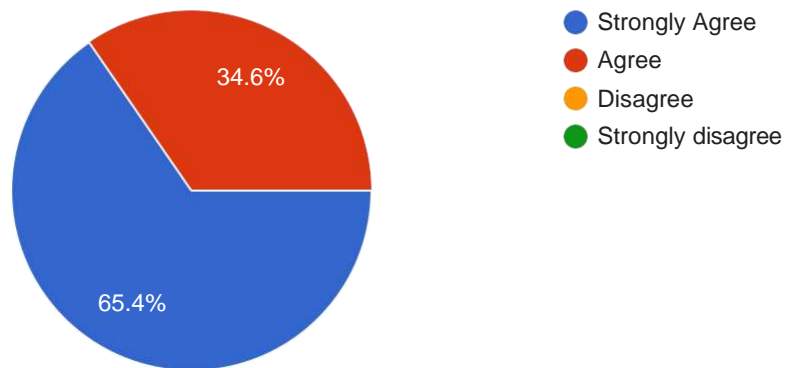
3) I have given enough freedom to contribute my ideas on curriculum design and development.



4) The system followed by the University for the design and development of curriculum is effect

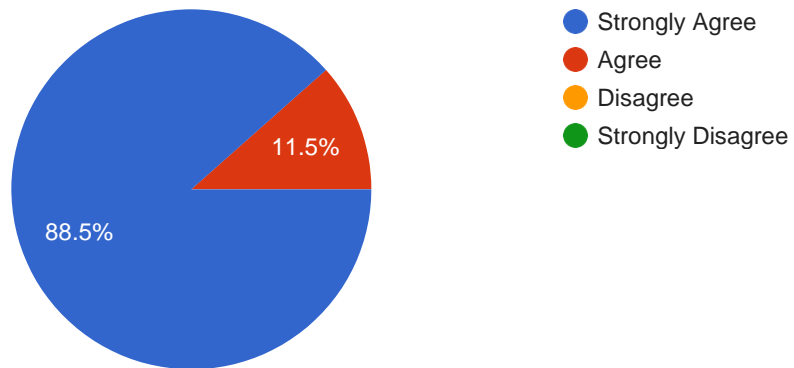


5) The curriculum has been updated from time to time.

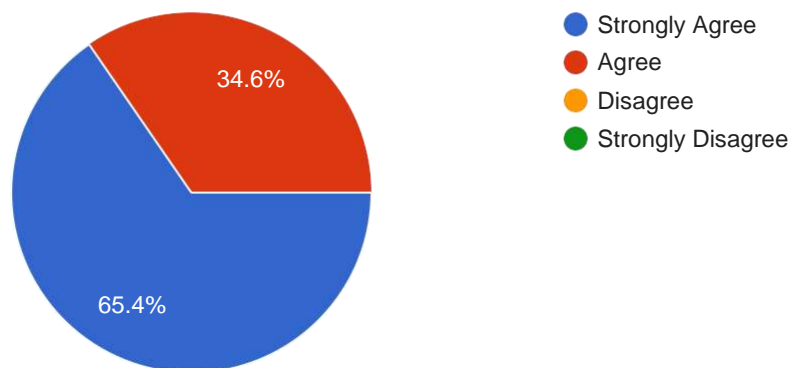


TEACHING, LEARNING, EVALUATION & RESEARCH

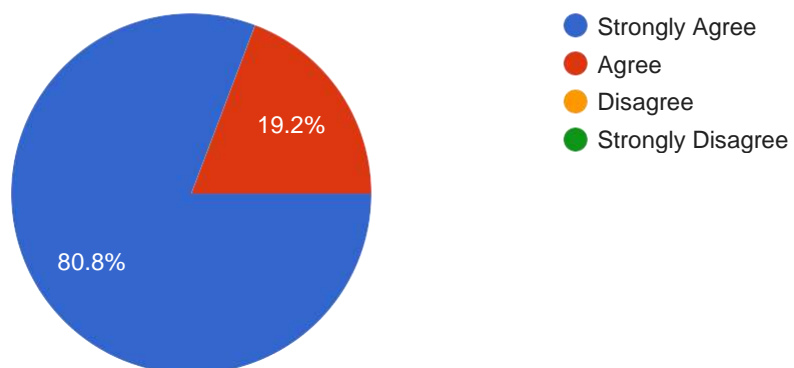
1) The admission process adopted by the University is effective.



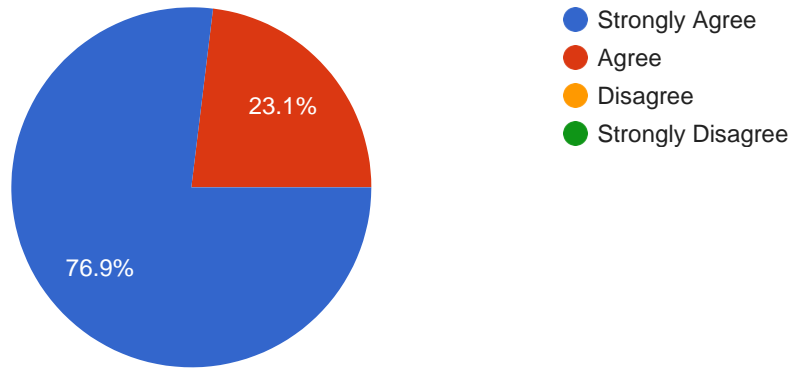
2) Student centered learning resources are available in the University.



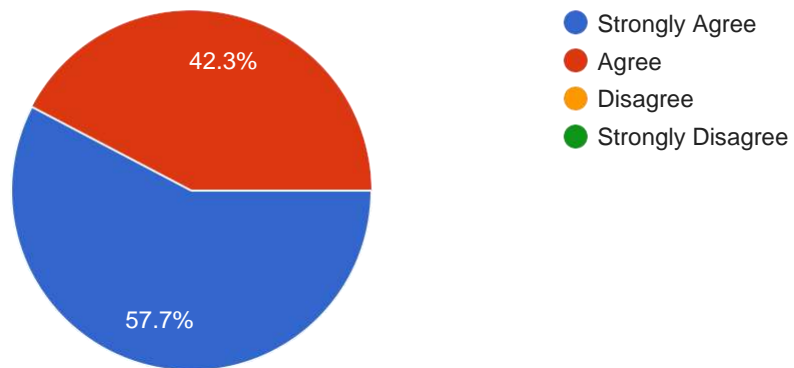
3) The faculty is updating their knowledge and skills.



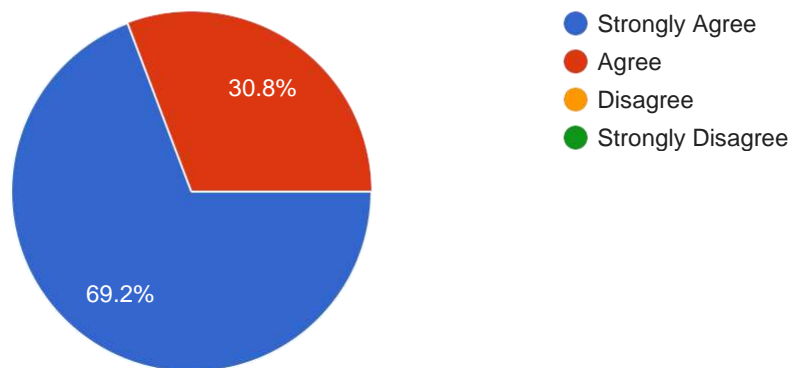
4) The class work is taking place as per schedule.



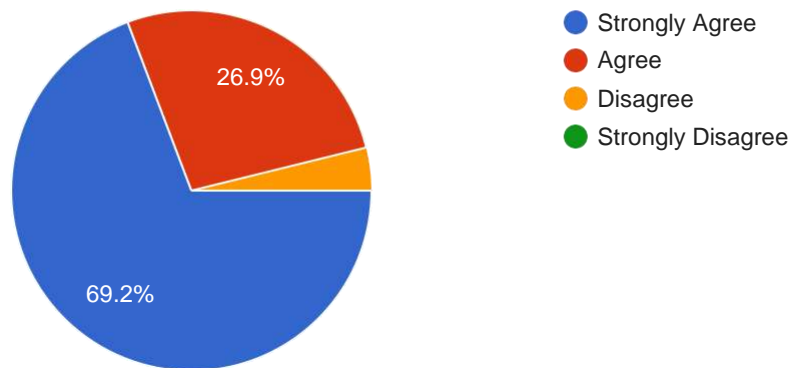
5) University library is a major source of information



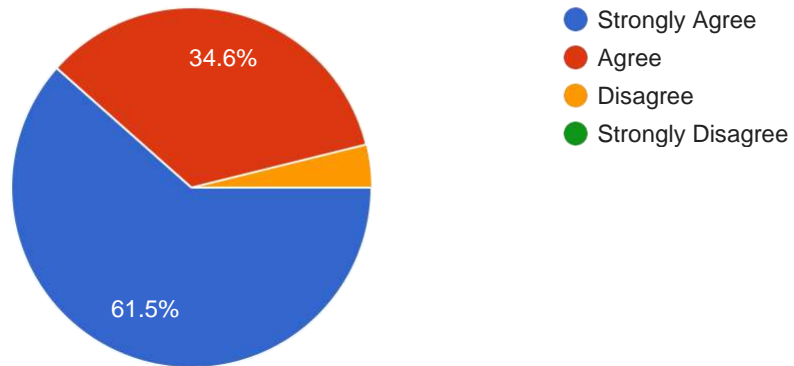
6) The procedure followed for acquiring new books and journals ensures right titles and journals in the library.



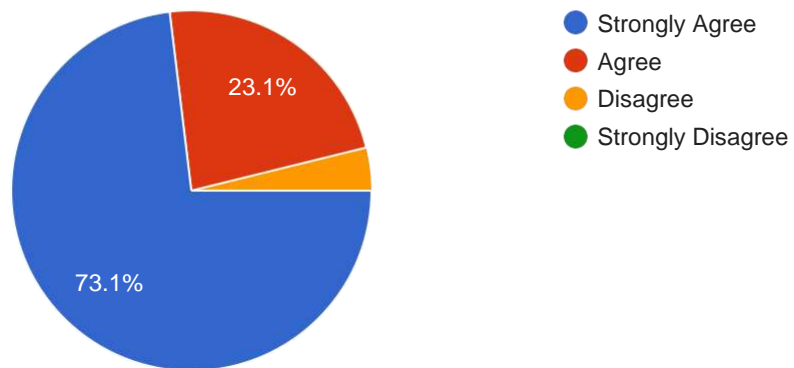
7) The teaching aids in the department are sufficient and up to date



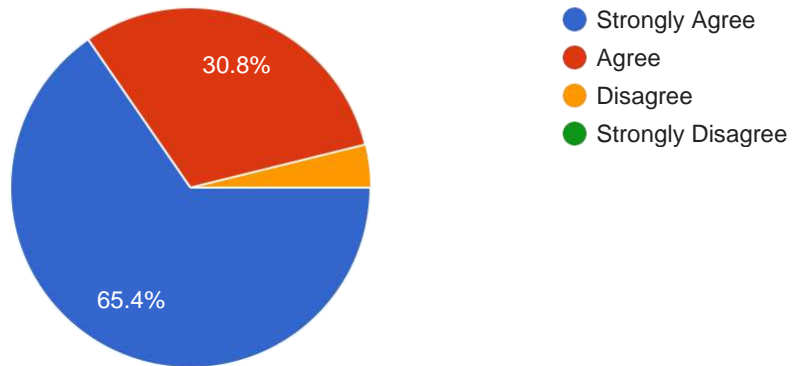
8) The teachers are encouraged to carry out research



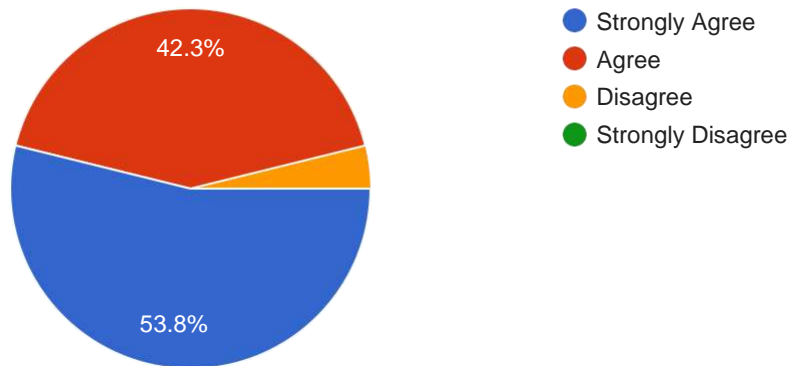
9) The teachers are encouraged to organize seminars/workshops/symposia/conferences.



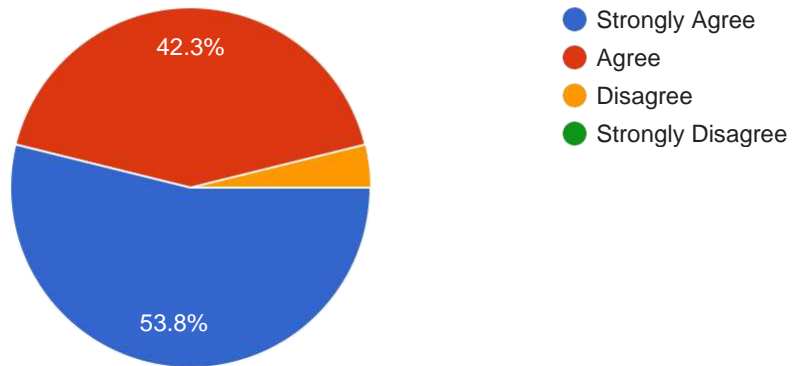
10) The teacher are encouraged to participate in seminars/workshops/symposia/conferences



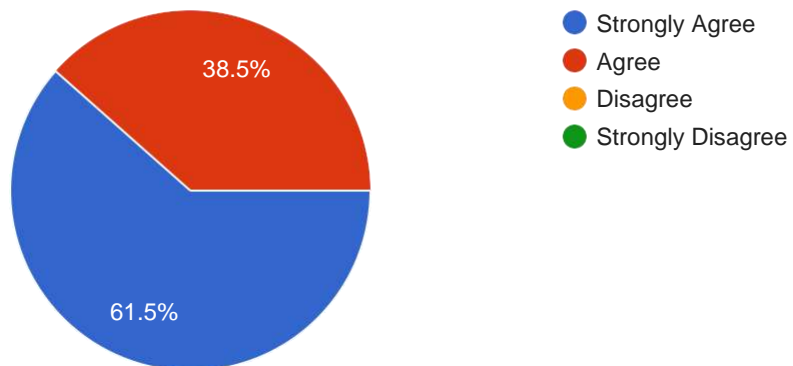
11) The teachers are encouraged to establish linkage with Industry.



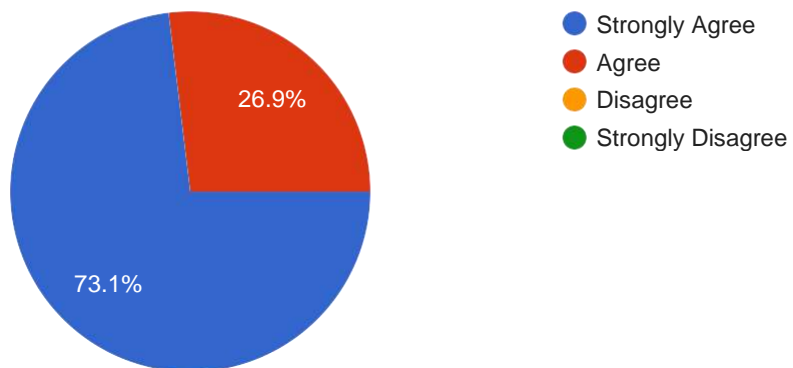
12) The teachers are encouraged to take-up consultancy services.



13) The examination system followed by the University is effective.

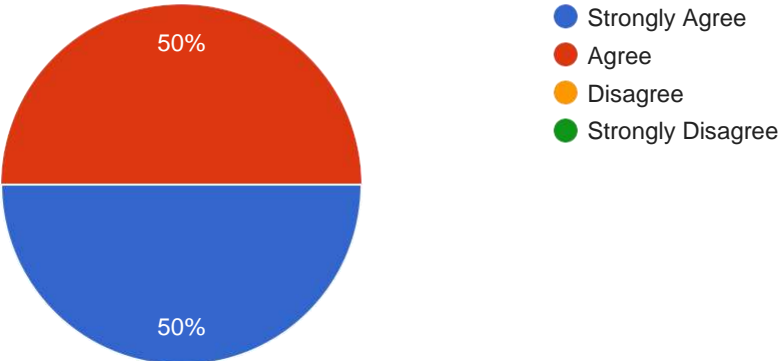


14) The evaluation system followed by the University is effective.

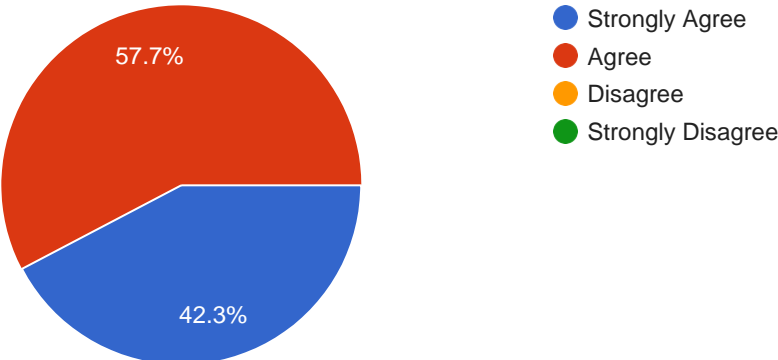


INFRASTRUCTURE

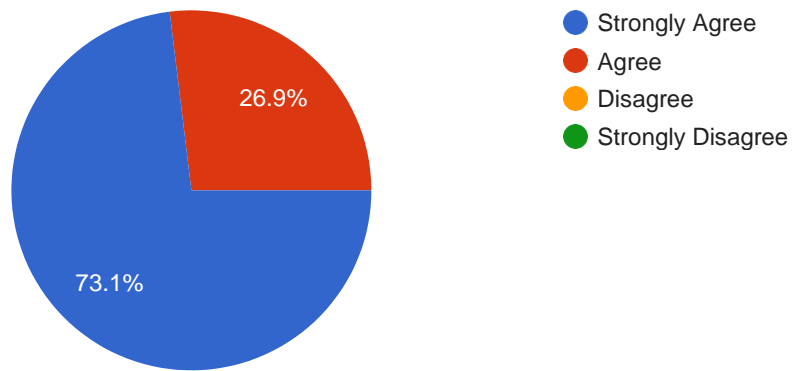
1) The class rooms and furniture available are adequate.



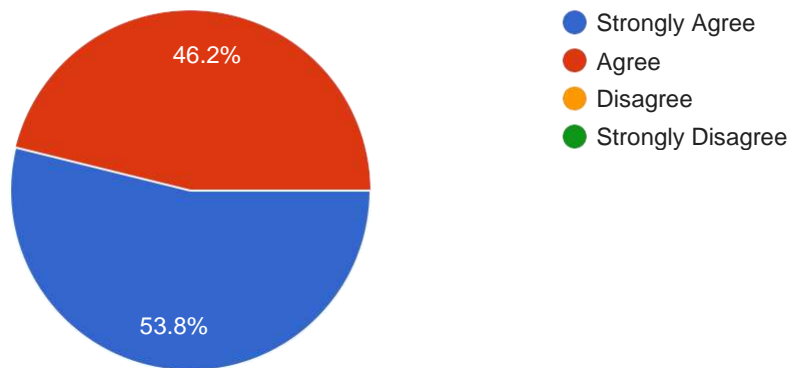
2) The labs are adequately equipped (wherever applicable).



3) The infrastructure available in the department is optimally used.

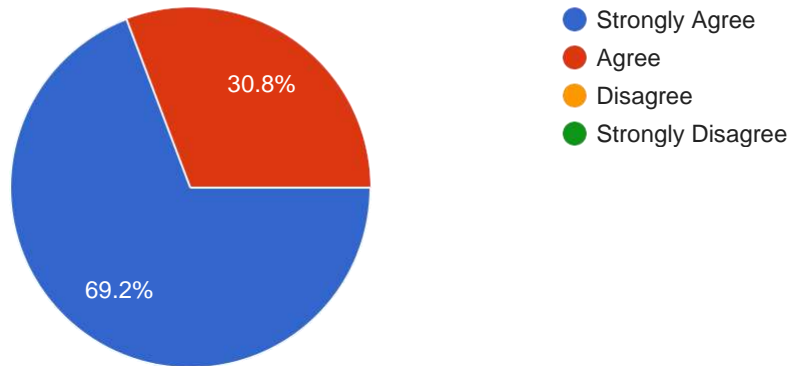


4) Safe drinking water is available

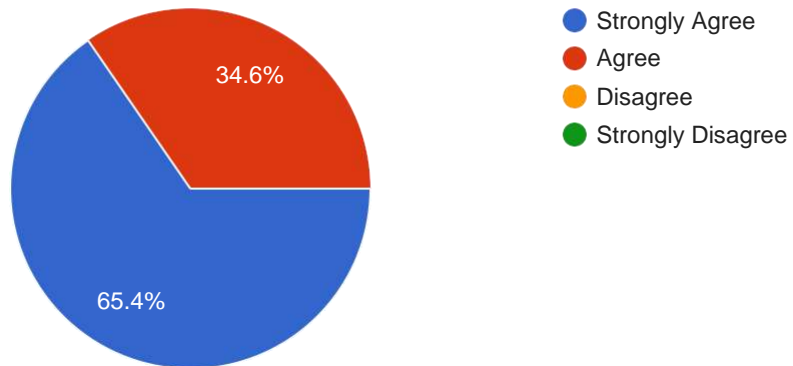


GOVERNANCE

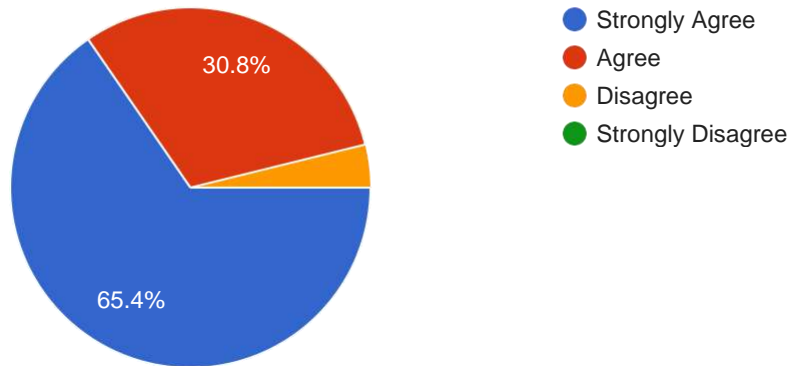
1) The administration is sincerely putting efforts for the development of the University.



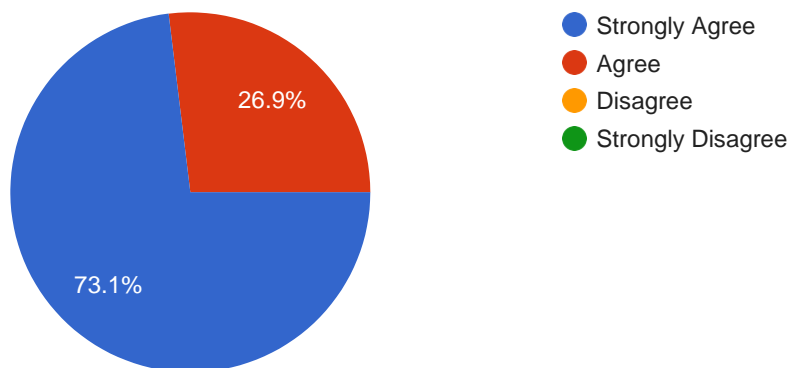
2) The administration is accessible.



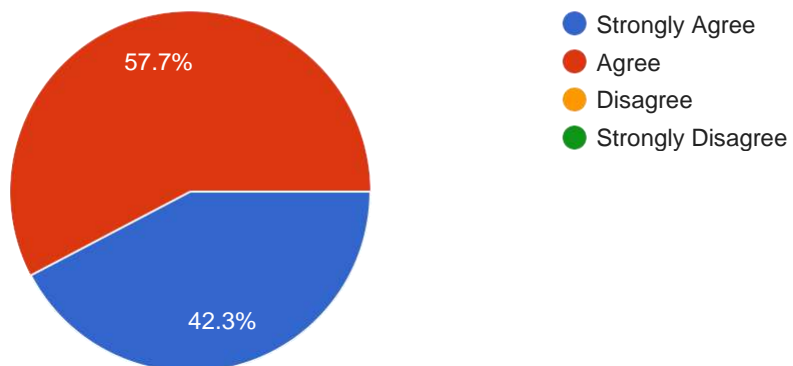
3) The faculties are given freedom to express their opinions.



4) The IQAC is working well for promoting quality in the Department.



5) The files in office are processed on time.



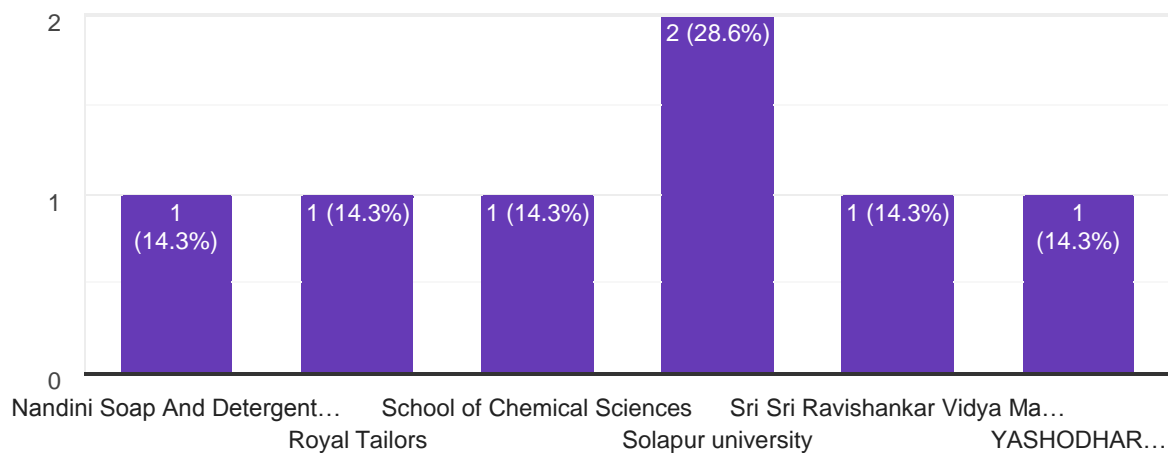
P. A. H. SOLAPUR UNIVERSITY, SOLAPUR

Internal Quality Assurance Cell (IQAC)

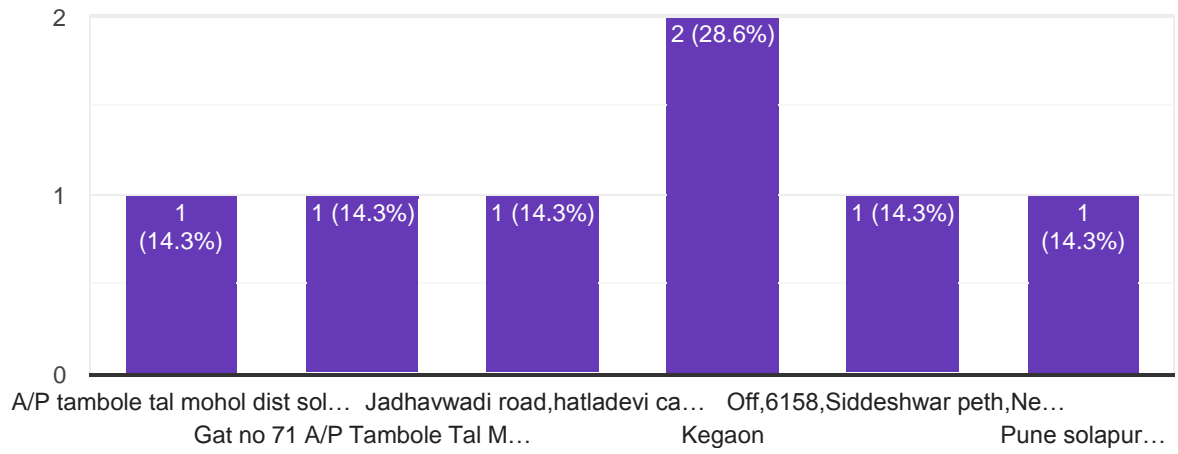
Employer's Feedback

1. Industry / Organization Profile

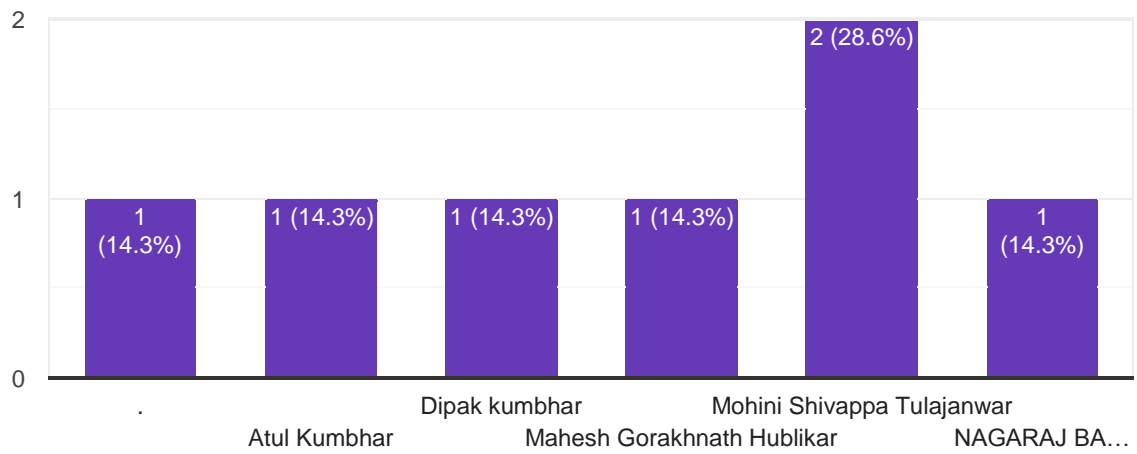
Name of the Industry



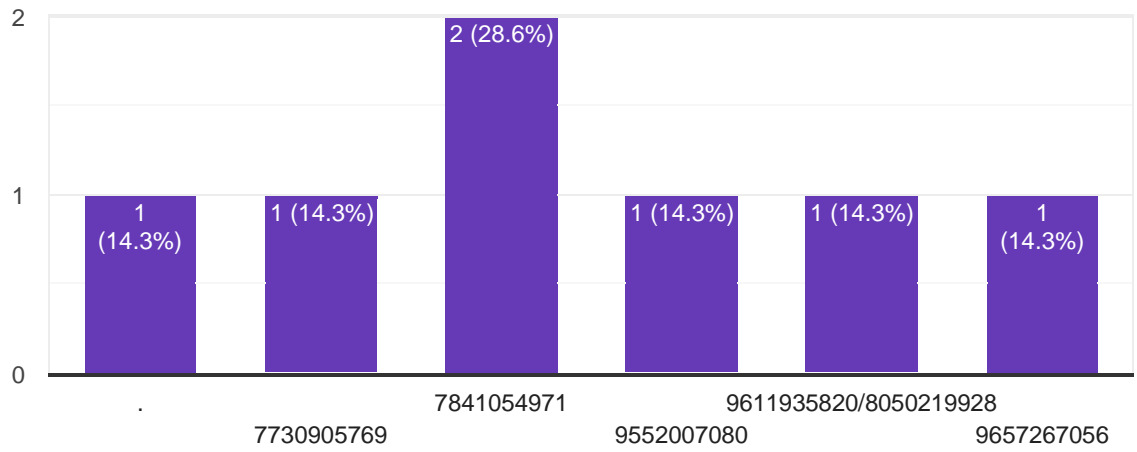
Address of Industry



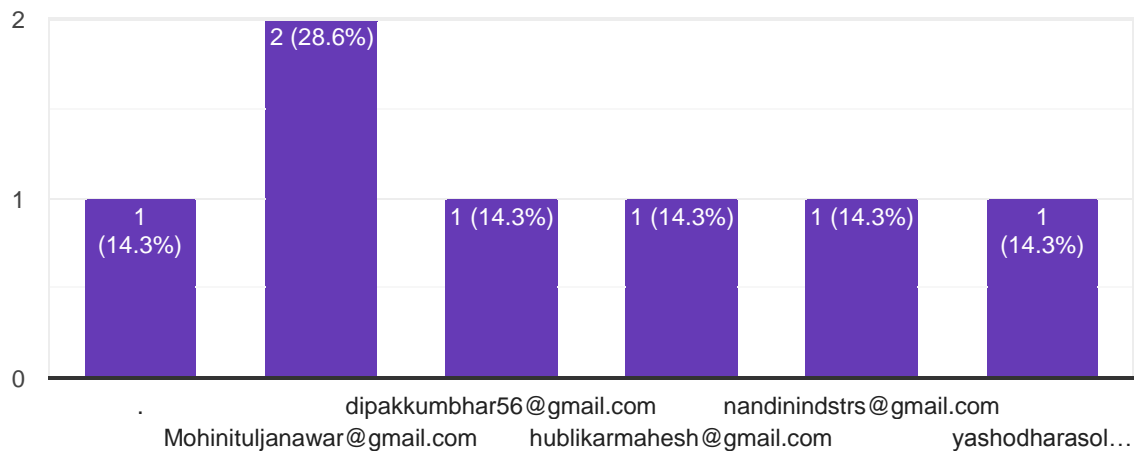
Name of Contact Person



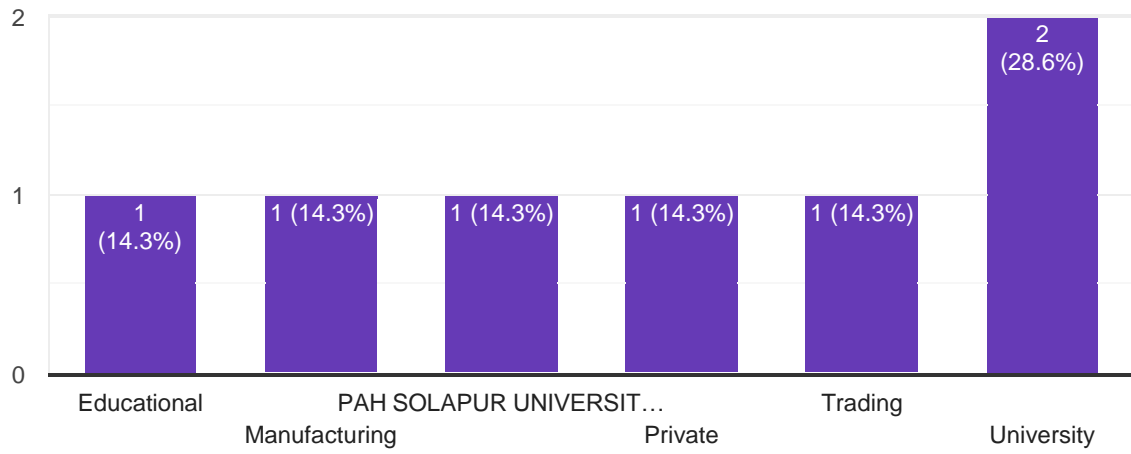
Mobile No.



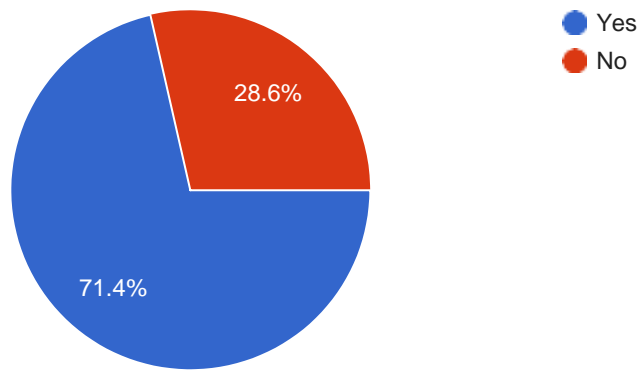
Email



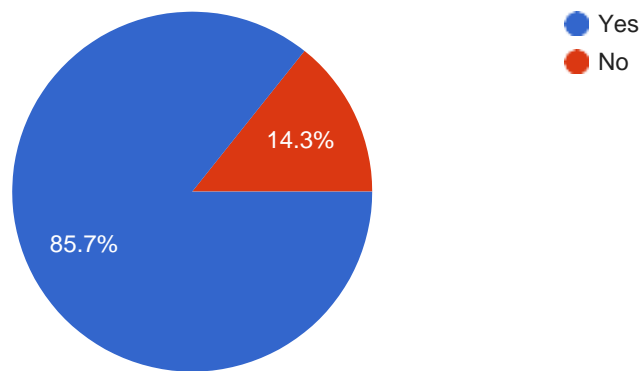
Type of Industry



Would you like to be a member of Board of Studies (BOS) of this University?

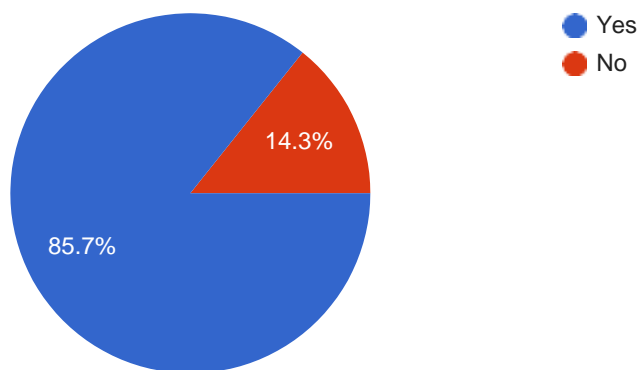


Would you like to help in academic/ innovative activities of this University?



2. Opinion about syllabus of University :

Is syllabus of university matching to your industrial requirements?



Suggests changes to be incorporated in the syllabus:

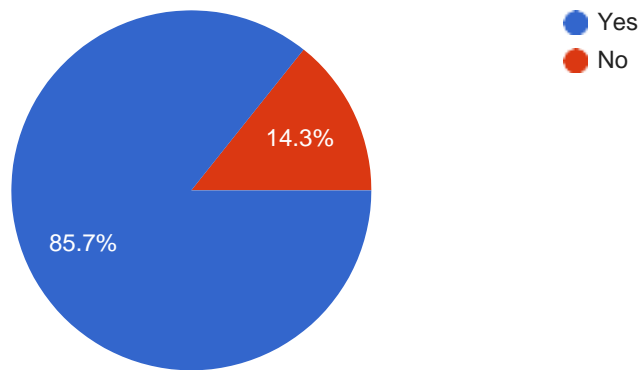
No

Practical regarding..

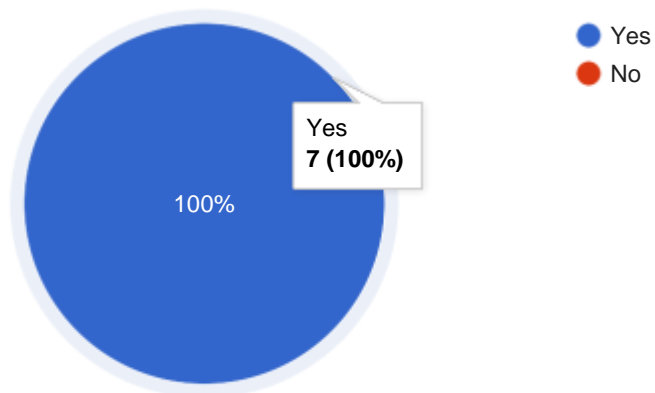


3. Placement / Training :

Would you like to provide short term implant training to Solapur University students?



Are you interested in placement of Solapur University students in your Industry?



4. Are you willing to visit Solapur University for Academic interactions?

