



# **Punyashlok Ahilyadevi Holkar Solapur University**

## **Criterion IV – Infrastructure and Learning Resources**

<b>Metric No.</b>	
<b>4.4.1</b>	<b>Average percentage expenditure incurred on maintenance of physical facilities and academic support facilities excluding salary component during the last five years</b>

## Punyashlok Ahilyadevi Holkar Solapur University, Solapur

*Average percentage expenditure incurred on maintenance of physical facilities and academic support facilities excluding salary component during the last five years*

4.4.1.1: Expenditure incurred on maintenance of physical facilities and academic support facilities excluding salary component year wise during the last five years (INR in lakhs)

Year	Budget Allocated for Infrastructure Augmentation (INR in Lakhs)	Expenditure for Infrastructure Augmentation (INR in Lakhs)	Total Expenditure excluding Salary	Expenditure on maintenance of academic facilities (excluding salary for human resources) (INR in lakhs)	Expenditure on maintenance of Physical facilities (excluding salary for human resources)	Total
				A	B	A+B
2015-16	70,00,0000	66,78,053	13,43,86,033	73,59,176	3,68,414	77,27,590
2016-17	5,45,40,000	32,22,240	12,46,62,474	54,36,603	10,78,855	65,15,458
2017-18	5,74,40,000	28,89,189	15,88,78,016	72,11,389	9,88,700	82,00,089
2018-19	1,97,40,000	47,42,029	15,83,41,637	94,50,979	19,59,556	1,14,10,535
2019-20	2,12,00,000	54,54,646	18,29,97,652	3,33,20,947	3,36,781	3,36,57,728
<b>Total</b>	<b>15,99,20,000</b>	<b>2,29,86,157</b>	<b>75,92,65,812</b>	<b>6,27,79,094</b>	<b>47,32,306</b>	<b>6,75,11,400</b>

  
**Director**  
**NAAC - IQAC**



  
**Finance & Accounts Officer**  
**Punyashlok Ahilyadevi Holkar**  
**Solapur University Solapur**



4-4-1

Maintenance of Academic Expenditure

Punyashlok Ahilyadevi Holkar Solapur University, Solapur



Particulars	2015-2016			2016-2017			2017-2018			2018-2019			2019-2020		
	Total Rs.	Salary	Net Rs.	Total Rs.	Salary	Net Rs.	Total Rs.	Salary	Net Rs.	Total Rs.	Salary	Net Rs.	Total Rs.	Salary	Net Rs.
Centre for Foresight Studies	0	0	0	0	0	0	0	0	0	0	0	0	50,936	0	50,936
Instrumentation Centre	12,80,062	2,91,075	9,88,987	10,00,830	3,40,902	6,59,928	17,60,826	3,74,452	13,86,374	18,99,185	1,30,059	17,69,126	9,29,103	0	9,29,103
School of Allied Health Sciences	0	0	0	0	0	0	0	0	0	29,097	29,097	0	2,81,399	0	2,81,399
School of Chemical Sciences	20,37,491	7,56,222	12,81,269	6,88,000	4,89,553	1,98,447	20,17,236	7,32,893	12,84,343	16,73,794	7,55,899	9,17,895	15,07,666	7,89,457	7,18,209
School of Commerce & Management	5,86,641	5,12,484	74,157	6,92,625	6,65,751	26,874	8,20,879	7,87,576	33,303	13,87,560	8,52,370	5,35,190	18,32,733	15,13,552	3,19,181
School of Computational Sciences	9,55,731	8,42,908	1,12,823	9,05,459	7,24,481	1,80,978	11,77,272	9,47,433	2,29,839	17,51,019	9,81,809	7,69,210	17,83,251	11,84,087	5,99,164
School of Earth Sciences	11,34,297	7,45,056	3,89,241	8,81,385	4,84,104	3,97,281	12,92,565	8,94,350	3,98,215	11,73,871	8,98,999	2,74,872	10,73,269	6,91,489	3,81,780
School of Languages	0	0	0	0	0	0	0	0	0	7,45,288	6,77,023	68,265	24,71,590	23,44,762	1,26,828
School of Education	1,84,437	1,83,869	568	0	0	0	0	0	0	0	0	0	0	0	0
School of Performing & Fine Art	0	0	0	0	0	0	0	0	0	0	0	0	5,34,193	470,250	63,943
School of Physical Sciences	10,79,227	6,70,948	4,08,279	11,62,387	6,54,452	5,07,935	11,32,270	5,82,225	5,50,045	12,66,609	7,67,359	4,99,250	10,68,745	6,83,968	3,84,777
School of Social Sciences	6,96,108	4,05,458	2,90,650	5,50,283	3,80,299	1,69,984	9,04,838	6,00,142	3,04,696	12,02,667	6,06,335	5,96,332	10,53,987	5,97,078	4,56,909
School of Technology	0	0	0	0	0	0	0	0	0	0	0	0	5,18,049	484,273	33,776
Sports	37,95,062	0	37,95,062	32,79,040	0	32,79,040	29,93,686	0	29,93,686	39,91,160	0	39,91,160	2,89,54,682	0	2,89,54,682
Study Centre	18,140	0	18,140	16,136	0	16,136	30,888	0	30,888	29,678	0	29,678	20,260	0	20,260
<b>Total Rs.</b>	<b>1,17,67,196</b>	<b>44,08,020</b>	<b>73,59,176</b>	<b>91,76,145</b>	<b>37,39,542</b>	<b>54,36,603</b>	<b>1,21,30,460</b>	<b>49,19,071</b>	<b>72,11,389</b>	<b>1,51,49,929</b>	<b>56,98,950</b>	<b>94,50,979</b>	<b>4,20,79,863</b>	<b>87,58,916</b>	<b>3,33,20,947</b>

\* Salary expenditure is deducted from above expenditure

*BP*  
**Director  
 NAAC - IQAC**



*BP*  
**Finance & Accounts Officer  
 Punyashlok Ahilyadevi Holkar  
 Solapur University Solapur**

*o/c*

*SK*  
*21/2*



2019-20



Punyashlok Ahilyadevi Holkar Solapur University

INCOME & EXPENDITURE ACCOUNT FOR THE YEAR ENDED ON 31ST MARCH 2020

Sr.	Particulars	Schedule No.	Current Year 31/03/2020	Previous Year 31/03/2019
B)	<b>EXPENDITURE</b>			
I)	<b>EXPENDITURE</b>			
1	Establishment Expenses	12	11,49,64,157	11,13,31,906
2	Examination Expenditure	12	6,45,47,605	8,42,29,656
3	Academic Expenditure	12	4,20,79,863	1,51,49,929
4	Common Services & General Charges	12	6,65,03,696	5,01,47,604
5	University Auxiliary Services & Works Department	12	19,148	21,138
6	Students Welfare & Other Expenses	12	33,18,648	30,56,801
II)	<b>UGC RECURRING</b>			
1	Salaries & Fellowship		0	0
2	Teaching & Other		0	0
III)	<b>DEPRECIATION &amp; AMORTISATION</b>	5	66,27,446	57,39,048
IV)	<b>LOSS ON SALE/WRITE OFF ASSETS</b>			
	<b>TOTAL (B)</b>		<b>29,80,60,563</b>	<b>26,96,76,082</b>
	<b>NET SURPLUS FOR THE YEAR (A - B)</b>		<b>2,51,48,255</b>	<b>5,07,12,064</b>
	Appropriation to Funds/Reserves		2,51,48,255	5,07,12,064
	Prior Year Adjustment (for depreciation)			
	<b>TOTAL</b>		<b>2,51,48,255</b>	<b>5,07,12,064</b>
	University Fund A/c (Development)	1	1,00,00,000	1,50,00,000
	Contingency Fund A/c	1	5,00,000	50,00,000
	Admn. Bldg, Books, Furniture & Equipments	1	1,45,00,000	3,00,00,000
	Research & Development Fund	1		
	Vice-Chancellor Fund			
A)	Student Welfare Fund	1		
B)	Staff Welfare Fund	1		
	Surplus transferred to Reserve Fund	3	1,48,255	7,12,064
	<b>TOTAL</b>		<b>2,51,48,255</b>	<b>5,07,12,064</b>

Accountant 29.9.2020

OIC  
SJK  
29-09-2020

Finance & Accounts Officer  
Punyashlok Ahilyadevi Holkar

M. Padmanab  
Vice Chancellor

Director  
NAAC - IQAC

Statutory Auditor  
As per our audit report of even date.  
For SKVM AND CO.  
Chartered Accountants  
FRN No. : 121035W

Sachin Shrinivas Bhattad

Sachin Shrinivas Bhattad FCA, DISA (ICA)  
Partner  
M. No. : 109485

UIN 190109685AAAAC P 2 767



4,20,7,9863-87,58,916=3,33,20,947



# Punyashlok Ahilyadevi Holkar Solapur University

Solapur Pune Highway,  
At Post : Kegaon, Solapur

## Academic Expenditure

Group Summary

1-Apr-2019 to 31-Mar-2020



Page 1

Particulars	Closing Balance	
	Debit	Credit
<b>Centre for Foresight Studies</b>		<b>50,935.88</b>
Miscellaneous/ Contingency-CFS	8,141.88	
T.A.D.A. & Hon. to Visiting Fellow/ Guest Lect.-CFS	42,794.00	
<b>Instrumentation Centre- Payment</b>		<b>9,29,102.65</b>
AMC Charges for Instruments	3,19,780.05	
Laboratory Expenses - Instru. Centre ( P )	3,68,882.61	
Maintenance of Instruments - Instru. Centre ( P )	49,356.99	
Miscellaneous Expenses - Instru. Centre ( P )	13,213.00	
Purchase of Components & Accessories - Inst. Cen. P	1,77,870.00	
<b>School of Allied Health Sciences-Payments</b>		<b>2,81,399.00</b>
Master of Public Health	1,98,000.00	
Miscellaneous / Contingency - Health Sciences	7,549.00	
T.A. & Honorarium to Guest Lecturers- Health Science	75,850.00	
<b>School of Chemical Sciences - Payments</b>		<b>15,07,665.79</b>
English Communicaton Skill Course- Chem. Science-P	68,000.00	
Lab. Expenses - Chemical Sciences	5,81,939.29	
Miscellaneous / Contingency - Chemical Sciences	50,039.50	
Repairs & Servicing of Furniture & Equipments-Chem. Sc	6,200.00	
Salary / Hon. & Res. Aid to T. Staff/ Res. Stu.-Che	7,89,457.00	
T.A. & Honorarium to Visiting/Guest Lecturer-Chem. Sc	12,030.00	
<b>School of Commerce &amp; Management ( SCM ) - Payments</b>		<b>18,32,733.15</b>
Affiliation Fees for Extension of M.B.A -SCM	20,000.00	
English Communicaton Skill Course- SCM-P	44,000.00	
Lab.Exp./Maint. of Computer & Printer - SCM	6,550.00	
Misce. / Contingency - School of Comm. & Management	1,27,911.15	
Purchase of News Paper - SCM	3,259.00	
Salary / Hon. & Res. Aid to T. Staff/ Res. Stu.-SCM	15,13,552.00	
Stationary for Internal Exam.-Sch. Com. & Management	27,472.00	
Students Extra Circular Activities -SCM	34,831.00	
TA & DA & Hon. to Visiting Fellows / Guest Lect-SCM	53,038.00	
Teaching Aids - School of Commerce & Management	2,120.00	
<b>School of Computational Sciences - Payments</b>		<b>17,83,250.68</b>
Departmental Research Fellow-Comp. Science	2,15,210.00	
English Communicaton Skill Course- Com. Science-P	1,12,000.00	
Lab. Expenses - Computational Sciences	1,42,728.09	
Misce./ Contingency - Computational Sciences	49,365.59	
Repairing & Servi. of Equipment & Com / Pri-Comp.Sc	29,760.00	
Salary / Hon. & Res. Aid to T. Staff/ Res. Stu.-Com	11,84,087.00	
T.A.D.A. & Hon. to Visiting Guest Lect.-Comp. Scien	50,100.00	
<b>School of Earth Sciences - Payments</b>		<b>10,73,269.40</b>
English Communicaton Skill Course- Earth Science-P	36,000.00	
Excursion Tour - Earth Sciences	1,90,752.00	
Lab. Expenses - Earth Sciences	50,460.01	
Miscellaneous / Contingency - Earth Sciences	69,212.28	
Repairs & Servicing of Furniture & Equipm.-Earth Sc	14,330.36	
Salary / Hon. & Res. Aid to T. Staff/ Res. Stu.-Ear	6,91,489.00	
T.A. & Honorarium to Visiting/Guest Lect-Earth Sci	21,025.75	
<b>School of Languages -Payment</b>		<b>24,71,590.43</b>
Misce./ Contingency - Languages	57,825.24	
<b>Carried Over</b>		<b>99,29,946.98</b>



Kindly note that other than highlighted items are related to the maintenance of Academic Expenditure

continued ...

Director  
NAAC - IQAC





Particulars	Closing Balance	
	Debit	Credit
<b>Brought Forward</b>	<b>99,29,946.98</b>	
Repairs & Servi. of Furniture & Equipments-Lang	11,243.01	
Salary / Hon. & Res. Aid to T. Staff/ Res. Stu.-Lang	23,44,762.00	
Students Cultural Activities- Lang	28,489.72	
TA/DA & Hon.to Visiting Guest Lecturers - Lang	29,270.46	
<b>School of Performing &amp; Fine Art -Payment</b>	<b>5,34,192.86</b>	
Miscellaneous / Contingency - SPA	28,578.46	
Salary/ Honorarium - SPA	4,70,250.00	
T.A. & Hon. to Visiting Guest Lect.-SPA	4,000.00	
Teaching Aids-SPA	31,364.40	
<b>School of Physical Sciences - Payments</b>	<b>10,68,745.34</b>	
English Communicaton Skill Course- Phy. Science-P	42,000.00	
Lab. Expenses - Physical Sciences	1,25,164.09	
Miscellaneous / Contingency - Physical Sciences	1,06,126.24	
Repairs & Servicing of Furniture & Equipments-Phy S	35,260.00	
Salary / Hon. & Res. Aid to T. Staff/ Res. Stu.-Phy	6,83,968.00	
Stationary for Internal Exam.- Phy. Sciences	9,090.00	
T.A.& Honorarium to Visiting/Guest Lect. - Phy. Sci	57,248.00	
Teaching Aids - Physical Sciences	9,889.01	
<b>School of Social Sciences - Payments</b>	<b>10,53,987.17</b>	
B. Voc. Journalism and Mass Communication-Soc.	16,176.90	
Advertisement Expenses -Social Science	41,592.20	
Alumni Expenses - Social Sciences	9,999.16	
Departmental Research Fellow-Social Science	72,607.00	
Hon.to Visiting Guest Lecturers - Social Sciences	48,167.74	
Misce./ Contingency - Social Science	66,070.31	
Printing Expenses ( Lab.Journal )	17,614.00	
Purchase of News Papers - Social Sciences	12,640.00	
Repairs & Servi. of Furniture & Equipments-Social S	20,245.98	
Salary / Hon. & Res. Aid to T. Staff/ Res. Stu.-Soc	5,97,078.00	
Seminars & Workshop - Social Science	8,830.88	
Skill Development Center Fees- Social Sciences-P	68,950.00	
Students Cultural and Extra Curricula Activi. - Soc	34,015.00	
Study Tour - Social Sciences	40,000.00	
<b>School of Technology - Payments</b>	<b>5,18,049.00</b>	
Miscellaneous / Contingency - Technology	16,076.00	
Salary/Honorarium - Technology	4,84,273.00	
T.A.& Honorarium to Visiting/Guest Lect-Technology	17,700.00	
<b>Sports - Payments</b>	<b>2,89,54,682.06</b>	
Board of Sports Meeting	4,390.00	
Expenditure of Krida Mahostav	2,47,00,420.30	
Inter-University Participation Exp.	24,58,756.00	
Krida Mahotsav Tournaments	1,46,719.57	
Medical Reimbursement of Sports Man	2,620.00	
Miscellaneous - Sports	23,768.08	
Purchase of Sports Material (Recurring)	3,35,814.65	
Selection Committee Expenses	13,935.00	
Servicing & Maint. of Computer/printer - Sports	14,083.00	
Sports Seminars & Workshops	38,397.31	
TA/DA to Prog. Co-Ordinator & S.Staff- Sport	92,603.00	
University Kits, Prizes & Certificates	9,45,711.12	
University Staff sports Material Pur. & Competition	1,77,464.03	
<b>Study Centre - Payments</b>	<b>20,260.00</b>	
Miscellaneous - Study Centre	2,915.00	
Printing & Book Binding - Study Centre	3,885.00	
Purchase of News Paper - Study Centre	13,460.00	
<b>Grand Total</b>	<b>4,20,79,863.41</b>	

SPD  
Director  
NAAC - IQAC

Kindly note that other than highlighted items are related to the maintenance of Academic Expenditure

Accounts Officer  
Punyashlok Ahilyadevi Holkar  
Solapur University Solapur



2018-19

Punyashlok Ahilyadevi Holkar Solapur University

INCOME & EXPENDITURE ACCOUNT FOR THE YEAR ENDED ON 31ST MARCH, 2019

(Amount in Rs.)

Sr.	Particulars	Schedule No.	Current Year 31/03/2019	Previous Year 31/03/2018
B)	<b>EXPENDITURE</b>			
I)	<b>EXPENDITURE</b>			
1	Establishment Expenses	12	111331906	103822395
2	Examination Expenditure	12	84229656	85616287
3	<b>Academic Expenditure</b>	12	<b>15149929</b>	12130460
4	Common Services & General Charges	12	50147604	53415458
5	University Auxiliary Services & Works Department	12	21138	42140
6	Students Welfare & Other Expenses	12	3056801	2495097
II)	<b>UGC RECURRING</b>			
1	Salaries & Fellowship		0	0
2	Teaching & Other		0	0
III)	<b>DEPRECIATION &amp; AMORTISATION</b>	5	5739048	5383275
IV)	<b>LOSS ON SALE/WRITE OFF ASSETS</b>			
	<b>TOTAL (B)</b>		<b>269676082</b>	<b>262905112</b>
	<b>NET SURPLUS FOR THE YEAR</b>	( A - B)	<b>50712064</b>	<b>41114197</b>
	Appropriation to Funds/Reserves		50712064	70547068
	Prior Year Adjustment (for depreciation)			
	<b>TOTAL</b>		<b>50712064</b>	<b>70547068</b>
	University Fund A/c (Development)	1	15000000	25000000
	Contingency Fund A/c	1	5000000	10000000
	Admn. Bldg, Books, Furniture & Equipments	1	30000000	5000000
	Research & Development Fund	1		
	Vice-Chancellor Fund			
A)	Student Welfare Fund	1		
B)	Staff Welfare Fund	1		
	Surplus transferred to Reserve Fund	3	712064	1114197
	<b>TOTAL</b>		<b>50712064</b>	<b>41114197</b>

*Handwritten signature*

*Handwritten signature*  
Asst. Registrar

*Handwritten signature*

Finance & Accounts Officer  
Finance & Accounts Officer  
Punyashlok Ahilyadevi Holkar  
Solapur University Solapur

*Handwritten signature*  
Vice Chancellor

Director  
NAAC - IQAC

Statutory Auditor  
As per our audit report of even date  
For SKVM AND CO.  
Chartered Accountants  
FRN No. :121035W



1,51,49,929-56,98,950=94,50,979

*Handwritten signature*

Sachin Shrinivas Bhattad FCA, DISA (ICA)  
Partner  
M. No. :109485



12 JUL 2019



# Punyashlok Ahilyadevi Holkar Solapur University

Solapur Pune Highway,  
At Post : Kegaon, Solapur



## Indirect Expenses

Group Summary

1-Apr-2018 to 31-Mar-2019

Page 1

Particulars	Closing Balance	
	Debit	Credit
<b>Instrumentation Centre- Payment</b>		<b>18,99,184.64</b>
AMC Charges for Instruments	6,69,650.00	
Laboratory Expenses - Instru. Centre ( P )	5,37,670.93	
Maintenance of Instruments - Instru. Centre ( P )	41,931.16	
Miscellaneous Expenses - Instru. Centre ( P )	11,060.69	
Purchase of Components & Accessories - Inst. Cen. P	5,08,812.86	
Staff Consolidated Salary - Instru. Centre( P )	1,30,059.00	
<b>School of Allied Health Sciences-Payments</b>		<b>29,097.00</b>
Salary/ Honorarium - Health Sciences	29,097.00	
<b>School of Chemical Sciences - Payments</b>		<b>16,73,793.94</b>
Cosmetic Technology	9,900.00	
Departmental Research Fellow-Chem. Science	50,000.00	
English Communicaton Skill Course- Chem. Science-P	75,112.00	
Lab. Expenses - Chemical Sciences	6,97,628.11	
Miscellaneous / Contingency - Chemical Sciences	51,440.08	
Photocopy Charges - Chemical Sciences	835.00	
Repairs & Servicing of Furniture & Equipments-Chem.Sc	19,399.75	
Salary / Hon. & Res. Aid to T. Staff/ Res. Stu.-Che	7,55,899.00	
T.A. & Honorarium to Visiting/Guest Lecturer-Chem.Sc	9,220.00	
Teaching Aids - Chemical Sciences	4,360.00	
<b>School of Commerce &amp; Management ( SCM ) - Payments</b>		<b>13,87,560.40</b>
Affiliation Fees-School of Commerce	3,00,000.00	
English Communicaton Skill Course- SCM-P	36,000.00	
Lab.Exp./Maint. of Computer & Printer - SCM	9,599.60	
Misce. / Contingency - School of Comm. & Management	1,35,598.28	
Purchase of News Paper - SCM	2,496.00	
Salary / Hon. & Res. Aid to T. Staff/ Res. Stu.-SCM	8,52,370.00	
Stationary for Internal Exam.-Sch. Com.& Management	16,046.52	
Study Tour - School of Comm. & Management	20,000.00	
TA & DA & Hon. to Visiting Fellows / Guest Lect-SCM	15,450.00	
<b>School of Computational Sciences - Payments</b>		<b>17,51,019.36</b>
Alumni Expenses- Computational Science	11,846.34	
Consultancy Charges - Computational Science-P	1,81,200.00	
Departmental Research Fellow-Comp. Science	74,151.00	
English Communicaton Skill Course- Com. Science-P	1,11,000.00	
Lab. Expenses - Computational Sciences	1,08,064.13	
Misce./ Contingency - Computational Sciences	74,136.42	
Repairing & Servi. of Equipment & Com / Pri-Comp.Sc	14,280.95	
Salary / Hon. & Res. Aid to T. Staff/ Res. Stu.-Com	9,81,809.00	
Seminar /workshop Computational Science	1,37,056.52	
Stationary for Internal Exam.- Com. Sciences	32,890.00	
T.A.D.A. & Hon. to Visiting Guest Lect.-Comp. Scien	24,585.00	
<b>School of Earth Sciences - Payments</b>		<b>11,73,870.54</b>
Consultancy Charges - Earth Sciences-P	7,500.00	
English Communicaton Skill Course- Earth Science-P	36,455.00	
Excursion Tour - Earth Sciences	1,11,390.00	
Lab. Expenses - Earth Sciences	60,815.70	
Miscellaneous / Contingency - Earth Sciences	20,368.46	
Museum - Earth Sciences	4,560.00	
Repairs & Servicing of Furniture & Equipm.-Earth Sc	9,532.38	
<b>Carried Over</b>		<b>79,14,525.88</b>

Kindly note that other than highlighted items are related to the maintenance of Academic Expenditure

**Director**  
NAAC - IQAC

continued ...





Particulars	Closing Balance	
	Debit	Credit
<b>Brought Forward</b>	<b>79,14,525.88</b>	
Salary / Hon. & Res. Aid to T. Staff/ Res. Stu.-Ear	8,98,999.00	
T.A. & Honorarium to Visiting/Guest Lect-Earth Sci	10,060.00	
Teaching Aids - Earth Sciences	14,190.00	
<b>School of Languages -Payment</b>	<b>7,45,288.31</b>	
Hon.to Visiting Guest Lecturers - School of Languag	43,915.00	
Misce./ Contingency - Languages	19,094.07	
Repairs & Servi. of Furniture & Equipments-Lang	5,256.24	
Salary / Hon. & Res. Aid to T. Staff/ Res. Stu.-Lan	6,77,023.00	
<b>School of Physical Sciences - Payments</b>	<b>12,66,609.46</b>	
Departmental Research Fellow-Phy. Science	52,796.00	
English Communicaton Skill Course- Phy. Science-P	47,000.00	
Lab. Expenses - Physical Sciences	25,086.45	
Miscellaneous / Contingency - Physical Sciences	63,488.14	
Repairs & Servicing of Furniture & Equipments-Phy S	34,788.57	
Salary / Hon. & Res. Aid to T. Staff/ Res. Stu.-Phy	7,67,359.00	
Seminar/Workshop/ Conference- Phy. Science	2,57,305.68	
T.A. & Honorarium to Visiting/Guest Lect. - Phy. Sci	9,986.00	
Teaching Aids - Physical Sciences	8,799.62	
<b>School of Social Sciences - Payments</b>	<b>12,02,666.51</b>	
Certificate Course in Foreign Language	5,200.00	
Excavation Programme & Excursion Tour	2,02,470.00	
Departmental Research Fellow-Social Science	62,581.00	
Hon.to Visiting Guest Lecturers - Social Sciences	47,225.13	
Misce./ Contingency - Social Science	1,10,986.04	
Printing Expenses ( Lab.Journal )	13,009.52	
Purchase of News Papers - Social Sciences	4,320.00	
Repairs & Servi. of Furniture & Equipments-Social S	39,097.80	
Salary / Hon. & Res. Aid to T. Staff/ Res. Stu.-Soc	6,06,335.00	
Seminars & Workshop - Social Science	16,102.02	
Skill Development Center Fees- Social Sciences-P	37,000.00	
Study Tour - Social Sciences	58,340.00	
<b>Sports - Payments</b>	<b>39,91,160.41</b>	
Board of Sports Meeting	3,328.00	
Honorarium to Programme Co-Ordinator - Sports	21,378.40	
Inter-University Participation Exp.	19,96,106.00	
Inter University Tournament Organization - Sports	80,000.00	
Krida Mahotsav Tournaments	4,30,160.00	
Medical Reimbursement of Sports Man	3,468.00	
Miscellaneous - Sports	18,745.11	
Purchase of Sports Material (Recurring)	1,01,766.70	
Selection Committee Expenses	18,290.00	
Servicing & Maint. of Computer/printer - Sports	1,838.14	
Sports Seminars & Workshops	65,444.16	
TA/DA to Prog. Co-Ordinator & S.Staff- Sport	21,956.00	
University Kits, Prizes & Certificates	10,76,914.90	
University Staff Sport Competition/ Welfare Exps.-	1,51,765.00	
<b>Study Centre - Payments</b>	<b>29,678.00</b>	
Miscellaneous - Study Centre	11,069.00	
Photocopy Charges - Study Centre	100.00	
Purchase of News Paper - Study Centre	18,509.00	
<b>Grand Total</b>	<b>1,51,49,928.57</b>	

Kindly note that other than highlighted items are related to the maintenance of Academic Expenditure

Director  
NAAC - IQAC



Finance & Accounts Officer  
Punyashlok Ahilyadevi Holkar  
Solapur University Solapur



2017-18

## SOLAPUR UNIVERSITY, SOLAPUR

INCOME &amp; EXPENDITURE ACCOUNT FOR THE YEAR ENDED ON 31ST MARCH, 2018

(Amount in Rs.)

Sr.	Particulars	Schedule No.	Current Year 31/03/2018	Previous Year 31/03/2017
B)	<b>EXPENDITURE</b>			
I)	<b>EXPENDITURE</b>			
1	Establishment Expenses	12	103822395	105877107
2	Examination Expenditure	12	85616287	72609228
3	Academic Expenditure	12	12130460	9176145
4	Common Services & General Charges	12	53415458	34815225
5	University Auxiliary Services & Works Department	12	42140	8242
6	Students Welfare & Other Expenses	12	2495097	2404534
II)	<b>UGC RECURRING</b>			
1	Salaries & Fellowship		0	0
2	Teaching & Other		0	0
III)	<b>DEPRECIATION &amp; AMORTISATION</b>	5	5383275	5720672
IV)	<b>LOSS ON SALE/WRITE OFF ASSETS</b>			
	<b>TOTAL (B)</b>		<b>262905112</b>	<b>230611153</b>
	<b>NET SURPLUS FOR THE YEAR</b>	<b>(A - B)</b>	<b>41114197</b>	<b>70547068</b>
	Appropriation to Funds/Reserves		41114197	70547068
	Prior Year Adjustment (for depreciation)			
	<b>TOTAL</b>		<b>41114197</b>	<b>70547068</b>
	University Fund A/c (Development)	1	25000000	35000000
	Contingency Fund A/c	1	10000000	700000
	Admn. Bldg, Books, Furniture & Equipments	1	5000000	29300000
	Research & Development Fund	1		
	Vice-Chancellor Fund			
A)	Student Welfare Fund	1		
B)	Staff Welfare Fund	1		
	Surplus transferred to Reserve Fund	3	1114197	5547068
	<b>TOTAL</b>		<b>41114197</b>	<b>70547068</b>

USP 2017  
**Director**  
**NAAC - IQAC**

Accountant

Finance & Accounts Officer


Finance & Accounts Officer  
 Punyashlok Ahilyadevi Holkar  
 Solapur University Solapur

Vice Chancellor

**Statutory Auditor**

As per our audit report of even date.  
 for, TAP & Associates  
 Chartered Accountants  
 FRN No. :126751W

C.A. Subhash H. Mahesh  
 Partner  
 Membership No. :131513



1,21,30,460-49,19,071=72,11,389





**Indirect Expenses**

Group Summary

1-Apr-2017 to 31-Mar-2018

Particulars	Closing Balance	
	Debit	Credit
<b>Instrumentation Centre- Payment</b>		<b>17,60,826.00</b>
AMC Charges for Instruments	3,36,300.00	
Laboratory Expenses - Instru. Centre ( P )	7,56,647.00	
Maintenance of Instruments - Instru. Centre ( P )	12,675.00	
Miscellaneous Expenses - Instru. Centre ( P )	8,054.00	
Purchase of Components & Accessories - Inst. Cen. P	2,72,698.00	
Staff Consolidated Salary - Instru. Centre( P )	3,74,452.00	
<b>School of Chemical Sciences - Payments</b>		<b>20,17,236.00</b>
Departmental Research Fellow-Chem. Science	1,30,000.00	
Lab. Expenses - Chemical Sciences	10,66,449.00	
Miscellaneous / Contingency - Chemical Sciences	53,388.00	
Photocopy Charges - Chemical Sciences	1,539.00	
Repairs & Servicing of Furniture & Equipments-Chem. Sc	160.00	
Salary / Hon. & Res. Aid to T. Staff/ Res. Stu.-Che	7,32,893.00	
Seminar/ Workshop / Conference- Chem. Science	24,247.00	
T.A. & Honorarium to Visiting/Guest Lecturer-Chem.Sc	8,560.00	
<b>School of Commerce &amp; Management ( SCM ) - Payments</b>		<b>8,20,879.00</b>
Lab.Exp./Maint. of Computer & Printer - SCM	4,600.00	
Misce. / Contingency - School of Comm. & Management	3,324.00	
Photocopy Charges - School of Comm. & Management	1,379.00	
Salary / Hon. & Res. Aid to T. Staff/ Res. Stu.-SCM	7,87,576.00	
Study Tour - School of Comm. & Management	20,000.00	
TA & DA & Hon. to Visiting Fellows / Guest Lect-SCM	4,000.00	
<b>School of Computational Sciences - Payments</b>		<b>11,77,272.00</b>
Alumni Expenses- Computational Science	6,800.00	
Consultancy Charges - Computational Science-P	35,500.00	
Lab. Expenses - Computational Sciences	98,221.00	
Misce./ Contingency - Computational Sciences	64,544.00	
Photocopy Charges - Computational Sciences	2,098.00	
Repairing & Servi. of Equipment & Com / Pri-Comp.Sc	2,774.00	
Salary / Hon. & Res. Aid to T. Staff/ Res. Stu.-Com	9,47,433.00	
T.A.D.A. & Hon. to Visiting Guest Lect.-Comp. Scien	19,902.00	
<b>School of Earth Sciences - Payments</b>		<b>12,92,565.00</b>
Departmental Research Fellow-Earth Science	1,20,000.00	
Excursion Tour - Earth Sciences	1,05,000.00	
Lab. Expenses - Earth Sciences	19,520.00	
Miscellaneous / Contingency - Earth Sciences	22,286.00	
Museum - Earth Sciences	27,779.00	
Photocopy Charges - Earth Sciences	2,007.00	
Repairs & Servicing of Furniture & Equipm.-Earth Sc	1,770.00	
Salary / Hon. & Res. Aid to T. Staff/ Res. Stu.-Ear	8,94,350.00	
Seminar and Workshop- Earth Sciences	76,733.00	
T.A. & Honorarium to Visiting/Guest Lect-Earth Sci	9,558.00	
Teaching Aids - Earth Sciences	13,562.00	
<b>School of Physical Sciences - Payments</b>		<b>11,32,270.00</b>
Departmental Research Fellow-Phy. Science	2,65,092.00	
Lab. Expenses - Physical Sciences	2,12,442.00	
Miscellaneous / Contingency - Physical Sciences	24,094.00	
Photocopy Charges - Physical Sciences	1,148.00	
Repairs & Servicing of Furniture & Equipments-Phy S	40,764.00	
<b>Carried Over</b>		<b>82,01,048.00</b>

Kindly note that other than highlighted items are related to the maintenance of Academic Expenditure

continued ...







Particulars	Closing Balance	
	Debit	Credit
<b>Brought Forward</b>	<b>82,01,048.00</b>	
Salary / Hon. & Res. Aid to T. Staff/ Res. Stu.-Phy	5,82,225.00	
T.A. & Honorarium to Visiting/Guest Lect. - Phy. Sci	6,505.00	
<b>School of Social Sciences - Payments</b>	<b>9,04,838.00</b>	
Alumni Expenses - Social Sciences	7,977.00	
CFS Activies	17,735.00	
Hon.to Visiting Guest Lecturers - Social Sciences	16,810.00	
International Conf. in Colleaboration with FFRC	82,233.00	
Misce./ Contingency - Social Science	22,518.00	
Photocopy Charges - Social Sciences	1,039.00	
Printing Expenses ( Lab.Journal )	11,200.00	
Purchase of News Papers - Social Sciences	13,018.00	
Repairs & Servi. of Furniture & Equipments-Social S	22,682.00	
Salary / Hon. & Res. Aid to T. Staff/ Res. Stu.-Soc	6,00,142.00	
Seminars & Workshop - Social Science	21,025.00	
Students Cultural and Extra Curricula Activi. - Soc	750.00	
Study Tour - Social Sciences	86,915.00	
Teaching Aids - Social Sciences	794.00	
<b>Sports - Payments</b>	<b>29,93,686.00</b>	
Board of Sports Meeting	4,598.00	
Honorarium to Programme Co-Ordinator - Sports	78,000.00	
Inter-University Participation Exp.	18,93,769.00	
Inter University Tournament Organization - Sports	77,730.00	
Krida Mahotsav Fees Contribution to Host University	4,01,346.00	
Krida Mahotsav Tournaments	3,02,979.00	
Miscellaneous - Sports	5,060.00	
Photocopy Charges - Sports	3,116.00	
Purchase of Sports Material (Recurring)	99,632.00	
Selection Committee Expenses	3,736.00	
Servicing & Maint. of Computer/printer - Sports	1,048.00	
Sports Seminars & Workshops	19,616.00	
TA/DA to Prog. Co-Ordinator & S.Staff- Sport	5,470.00	
University Kits, Prizes & Certificates	37,210.00	
University Staff Sport Competition/ Welfare Exps.-	60,376.00	
<b>Study Centre - Payments</b>	<b>30,888.00</b>	
Miscellaneous - Study Centre	7,985.00	
Printing & Book Binding - Study Centre	4,900.00	
Purchase of News Paper - Study Centre	18,003.00	
<b>Grand Total</b>	<b>1,21,30,460.00</b>	

Kindly note that other than highlighted items are related to the maintenance of Academic Expenditure

*K. P. D. S.*

**Director  
NAAC - IQAC**



*P. Ashok*

**Finance & Accounts Officer  
Punyashlok Ahilyadevi Holkar  
Solapur University Solapur**



2016-07

## SOLAPUR UNIVERSITY, SOLAPUR

INCOME &amp; EXPENDITURE ACCOUNT FOR THE YEAR ENDED ON 31ST MARCH, 2017

(Amount in Rs.)

Sr.	Particulars	Schedule No.	Current Year 31/03/2017	Previous Year 31/03/2016
B)	<b>EXPENDITURE</b>			
I)	<b>EXPENDITURE</b>			
1	Establishment Expenses	12	105877107	93163475
2	Examination Expenditure	12	72609228	71175282
3	Academic Expenditure	12	9176145	11767196
4	Common Services & General Charges	12	34815225	44289142
5	University Auxiliary Services & Works Department	12	8242	26342
6	Students Welfare & Other Expenses	12	2404534	1661405
II)	<b>UGC RECURRING</b>			
1	Salaries & Fellowship		0	0
2	Teaching & Other		0	0
III)	<b>DEPRECIATION &amp; AMORTISATION</b>	5	5720672	5419448
IV)	<b>LOSS ON SALE/WRITE OFF ASSETS</b>			
	<b>TOTAL (B)</b>		<b>230611153</b>	<b>227502290</b>
	<b>NET SURPLUS FOR THE YEAR</b>	<b>(A - B)</b>	<b>70547068</b>	<b>76185769</b>
	<b>Appropriation to Funds/Reserves</b>		<b>70547068</b>	<b>76185769</b>
	<b>Prior Year Adjustment (for depreciation)</b>			<b>25734904</b>
	<b>TOTAL</b>		<b>70547068</b>	<b>101920673</b>
	University Fund A/c (Development)	1	35000000	38000000
	Contingency Fund A/c	1	700000	1920000
	Admn. Bldg, Books, Furniture & Equipments	1	29300000	58000000
	Research & Development Fund	1		
	<b>Vice-Chancellor Fund</b>			
1)	Student Welfare Fund	1		
3)	Staff Welfare Fund	1		
	Surplus transferred to Reserve Fund	3	5547068	4000673
	<b>TOTAL</b>		<b>70547068</b>	<b>101920673</b>

Asst. Registrar

Finance &amp; Accounts Officer

Vice Chancellor

91,76,145 - 37,39,542 = 54,36,603

Statutory Auditor

As per our audit report of even date.

for, TAP &amp; Associates

Chartered Accountants

FRN No. :126751W

C.A. Subhash H. Mahesh  
Partner

Membership No. :131513

Finance & Accounts Officer  
Punyashlok Ahilyadevi Holkar  
Solapur University Solapur





**Indirect Expenses**  
Group Summary  
1-Apr-2016 to 31-Mar-2017

Particulars	Closing Balance	
	Debit	Credit
<b>Instrumentation Centre- Payment</b>	<b>10,00,830.00</b>	
AMC Charges for Instruments	40,250.00	
Laboratory Expenses - Instru. Centre ( P )	5,52,786.00	
Maintenance of Instruments - Instru. Centre ( P )	14,909.00	
Miscellaneous Expenses - Instru. Centre ( P )	12,377.00	
Photocopy Charges - Instru. Centre ( P )	91.00	
Purchase of Components & Accessories - Inst. Cen. P	39,515.00	
Staff Consolidated Salary - Instru. Centre( P )	3,40,902.00	
<b>School of Chemical Sciences - Payments</b>	<b>6,88,000.00</b>	
Departmental Research Fellow-Chem. Science	65,000.00	
Lab. Expenses - Chemical Sciences	51,190.00	
Miscellaneous / Contingency - Chemical Sciences	26,942.00	
Photocopy Charges - Chemical Sciences	2,805.00	
Repairs & Servicing of Furniture & Equipments-Chem.Sc	17,120.00	
Salary / Hon. & Res. Aid to T. Staff/ Res. Stu.-Che	4,89,553.00	
T.A. & Honorarium to Visiting/Guest Lecturer-Chem.Sc	35,390.00	
<b>School of Commerce &amp; Management ( SCM ) - Payments</b>	<b>6,92,625.00</b>	
Lab.Exp./Maint. of Computer & Printer - SCM	3,200.00	
Misce. / Contingency - School of Comm. & Management	9,925.00	
Photocopy Charges - School of Comm. & Management	885.00	
Printing & Stationery Exp.-School of Comm. & Manage	12,864.00	
Salary / Hon. & Res. Aid to T. Staff/ Res. Stu.-SCM	6,65,751.00	
<b>School of Computational Sciences - Payments</b>	<b>9,05,459.00</b>	
Alumni Expenses- Computational Science	7,307.00	
Departmental Research Fellow-Comp. Science	20,000.00	
Lab. Expenses - Computational Sciences	53,125.00	
Misce./ Contingency - Computational Sciences	75,761.00	
Photocopy Charges - Computational Sciences	2,056.00	
Repairing & Servi. of Equipment & Com / Pri-Comp.Sc	3,872.00	
Salary / Hon. & Res. Aid to T. Staff/ Res. Stu.-Com	7,24,481.00	
Seminar /workshop Computational Science	11,775.00	
Subjectwise Net/set Trai/workshop for P.G. -Com.Sci	810.00	
T.A.D.A. & Hon. to Visiting Guest Lect.-Comp. Scien	6,272.00	
<b>School of Earth Sciences - Payments</b>	<b>8,81,385.00</b>	
Consultancy Charges - Earth Sciences-P	17,500.00	
Departmental Research Fellow-Earth Science	94,866.00	
Excursion Tour - Earth Sciences	1,20,000.00	
Lab. Expenses - Earth Sciences	55,546.00	
Miscellaneous / Contingency - Earth Sciences	24,012.00	
Museum - Earth Sciences	29,363.00	
Photocopy Charges - Earth Sciences	2,846.00	
Repairs & Servicing of Furniture & Equipm.-Earth Sc	15,593.00	
Salary / Hon. & Res. Aid to T. Staff/ Res. Stu.-Ear	4,84,104.00	
Subjectwise Net/set Trai/workshop for P.G. -Earth S	8,338.00	
T.A. & Honorarium to Visiting/Guest Lect-Earth Sci	14,517.00	
Teaching Aids - Earth Sciences	14,700.00	
<b>School of Physical Sciences - Payments</b>	<b>11,62,387.00</b>	
Departmental Research Fellow-Phy. Science	1,43,730.00	
Lab. Expenses - Physical Sciences	2,23,583.00	
Miscellaneous / Contingency - Physical Sciences	23,669.00	
<b>Carried Over</b>	<b>53,30,686.00</b>	

Kindly note that other than highlighted items are related to the maintenance of Academic Expenditure







Particulars	Closing Balance	
	Debit	Credit
<b>Brought Forward</b>	<b>53,30,686.00</b>	
National Seminar - Physical Sciences	3,395.00	
Photocopy Charges - Physical Sciences	2,459.00	
Repairs & Servicing of Furniture & Equipments-Phy S	36,204.00	
Salary / Hon. & Res. Aid to T. Staff/ Res. Stu.-Phy	6,54,452.00	
T.A. & Honorarium to Visiting/Guest Lect. - Phy. Sci	2,183.00	
Teaching Aids - Physical Sciences	72,712.00	
<b>School of Social Sciences - Payments</b>	<b>5,50,283.00</b>	
CFS Activies	18,156.00	
Hon.to Visiting Guest Lecturers - Social Sciences	17,670.00	
Lab. Expenses - Social Sciences	6,720.00	
Misce./ Contingency - Social Science	74,557.00	
Photocopy Charges - Social Sciences	4,251.00	
Printing Expenses ( Lab.Journal )	10,500.00	
Purchase of News Papers - Social Sciences	12,310.00	
Repairs & Servi. of Furniture & Equipments-Social S	4,665.00	
Salary / Hon. & Res. Aid to T. Staff/ Res. Stu.-Soc	3,80,299.00	
Study Tour - Social Sciences	14,560.00	
Teaching Aids - Social Sciences	6,595.00	
<b>Sports - Payments</b>	<b>32,79,040.00</b>	
AIU Sports Registration Fees	10,000.00	
Board of Sports Meeting	3,868.00	
Honorarium to Propramme Co-Ordinator - Sports	80,129.00	
Inter-University Participation Exp.	18,96,273.00	
Krida Mahotsav Fees Contribution to Host University	4,32,818.00	
Krida Mahotsav Tournaments	2,76,883.00	
Miscellaneous - Sports	22,419.00	
Photocopy Charges - Sports	3,305.00	
Purchase of Sports Material (Recurring)	1,23,337.00	
Selection Committee Expenses	10,520.00	
Servicing & Maint. of Computer/printer - Sports	725.00	
TA/DA to Prog. Co-Ordinator & S.Staff- Sport	1,265.00	
University Kits, Prizes & Certificates	4,17,498.00	
<b>Study Centre - Payments</b>	<b>16,136.00</b>	
Miscellaneous - Study Centre	3,061.00	
Purchase of News Paper - Study Centre	13,075.00	
<b>Grand Total</b>	<b>91,76,145.00</b>	

Kindly note that other than highlighted items are related to the maintenance of Academic Expenditure

15/04/17


Director  
NAAC - IQAC



Finance & Accounts Officer  
Punyashlok Ahilyadevi Holkar  
Solapur University Solapur



2015-16  
SOLAPUR UNIVERSITY, SOLAPUR



INCOME & EXPENDITURE ACCOUNT FOR THE YEAR ENDED ON 31ST MARCH, 2016  
(Amount in Rs.)

Sr.	Particulars	Schedule No.	Current Year 31/03/2016	Previous Year 31/03/2015
B)	<b>EXPENDITURE</b>			
I)	<b>EXPENDITURE</b>			
1	Establishment Expenses	12	93163475	92833002
2	Examination Expenditure	12	71175282	56293602
3	Academic Expenditure	12	11767196	8868200
4	Common Services & General Charges	12	44289142	35021279
5	University Auxiliary Services & Works Department	12	26342	16063
6	Students Welfare & Other Expenses	12	1661405	1329702
II)	<b>UGC RECURRING</b>			
1	Salaries & Fellowship		0	0
2	Teaching & Other		0	0
III)	<b>DEPRECIATION &amp; AMORTISATION</b>	5	5419448	12636617
IV)	<b>LOSS ON SALE/WRITE OFF ASSETS</b>			
	<b>TOTAL (B)</b>		<b>227502290</b>	<b>206998465</b>
	<b>NET SURPLUS FOR THE YEAR</b>	<b>( A - B)</b>	<b>76185769</b>	<b>59217198</b>
	Appropriation to Funds/Reserves		76185769	
	Prior Year Adjustment (for depreciation)		25734904	
	<b>TOTAL</b>		<b>101920673</b>	
	University Fund A/c (Development)	1	38000000	15000000
	Contingency Fund A/c	1	1920000	7217198
	Admn. Bldg. Books, Furniture & Equipments	1	58000000	15000000
	Research & Development Fund	1		20000000
	<b>Vice-Chancellor Fund</b>			
A)	Student Welfare Fund	1		1000000
B)	Staff Welfare Fund	1		1000000
	Surplus transferred to Reserve Fund	3	4000673	0
	<b>TOTAL</b>		<b>101920673</b>	<b>59217198</b>

*VPD*

*[Signature]*  
Asst. Registrar

*[Signature]*  
Finance & Accounts Officer

**Director  
NAAC - IQAC**

Statutory Auditor  
As per our audit report of even date **18 JUL 2016**

for, TAP & Associates  
Chartered Accountants  
FRN No. :126751W

*[Signature]*  
C.A. Subhash H. Mahesh  
Partner  
Membership No. :131513



1,17,67,196 - 44,08,020 = 73,59,176

*[Signature]*  
Finance & Accounts Officer  
Punyashlok Ahilyadevi Holkar  
Solapur University Solapur

*[Signature]*  
Vice Chancellor





**Indirect Expenses**  
Group Summary  
1-Apr-2015 to 31-Mar-2016

Particulars	Closing Balance	
	Debit	Credit
<b>Instrumentation Centre- Payment</b>	<b>12,80,062.00</b>	
Laboratory Expenses - Instru. Centre ( P )	8,95,958.00	
Maintenance of Instruments - Instru. Centre ( P )	79,793.00	
Miscellaneous Expenses - Instru. Centre ( P )	13,155.00	
Staff Consolidated Salary - Instru. Centre( P )	2,91,075.00	
Xeroxing Charges - Instru. Centre ( P )	81.00	
<b>School of Chemical Sciences - Payments</b>	<b>20,37,491.00</b>	
Lab. Expenses - Chemical Sciences	11,48,704.00	
Miscellaneous / Contingency - Chemical Sciences	47,534.00	
Repairs & Servicing of Furniture & Equipments-Chem. Sc	8,555.00	
Replacement Against Breakages - Chemical Sci	56,717.00	
Salary / Hon. & Res. Aid to T. Staff/ Res. Stu.-Che	7,56,222.00	
T.A. & Honorarium to Visiting/Guest Lecturer-Chem. Sc	15,050.00	
Xeroxing Charges - Chemical Sciences	4,709.00	
<b>School of Commerce &amp; Management ( SCM ) - Payments</b>	<b>5,86,641.00</b>	
Misce. / Contingency - School of Comm. & Management	51,495.00	
Salary / Hon. & Res. Aid to T. Staff/ Res. Stu.-SCM	5,12,484.00	
TA & DA & Hon. to Visiting Fellows / Guest Lect-SCM	21,000.00	
Xeroxing Charges - School of Comm. & Management	1,662.00	
<b>School of Computational Sciences - Payments</b>	<b>9,55,731.00</b>	
Lab. Expenses - Computational Sciences	11,480.00	
Misce./ Contingency - Computational Sciences	69,413.00	
Repairing & Servi. of Equipment & Com / Pri-Comp. Sc	10,419.00	
Salary / Hon. & Res. Aid to T. Staff/ Res. Stu.-Com	8,42,908.00	
T.A.D.A. & Hon. to Visiting Guest Lect.-Comp. Scien	18,235.00	
Xeroxing Charges - Computational Sciences	3,276.00	
<b>School of Earth Sciences - Payments</b>	<b>11,34,297.00</b>	
Excursion Tour - Earth Sciences	1,05,000.00	
Lab. Expenses - Earth Sciences	98,545.00	
Miscellaneous / Contingency - Earth Sciences	97,663.00	
Museum - Earth Sciences	40,647.00	
Repairs & Servicing of Furniture & Equipm.-Earth Sc	18,235.00	
Salary / Hon. & Res. Aid to T. Staff/ Res. Stu.-Ear	7,45,056.00	
Seminar and Workshop- Earth Science	8,710.00	
T.A. & Honorarium to Visiting/Guest Lect-Earth Sci	15,553.00	
Xeroxing Charges - Earth Sciences	4,888.00	
<b>School of Education - Payments</b>	<b>1,84,437.00</b>	
Maint. of Computer & Printer- Education	420.00	
Salary / Hon. & Res. Aid to T. Staff/ Res. Stu.-Edu	1,83,869.00	
Xeroxing Charges- Education	148.00	
<b>School of Physical Sciences - Payments</b>	<b>10,79,227.00</b>	
Lab. Expenses - Physical Sciences	2,44,402.00	
Miscellaneous / Contingency - Physical Sciences	78,640.00	
Repairs & Servicing of Furniture & Equipments-Phy S	22,089.00	
Salary / Hon. & Res. Aid to T. Staff/ Res. Stu.-Phy	6,70,948.00	
T.A. & Honorarium to Visiting/Guest Lect. - Phy. Sci	18,363.00	
Teaching Aids - Physical Sciences	41,320.00	
Xeroxing Charges - Physical Sciences	3,465.00	
	<b>72,57,886.00</b>	

Kindly note that other than highlighted items are related to the maintenance of Academic Expenditure

Carried Over  
Director  
NAAC - IQAC







Particulars	Closing Balance	
	Debit	Credit
<b>Brought Forward</b>	<b>72,57,886.00</b>	
<b>School of Social Sciences - Payments</b>	<b>6,96,108.00</b>	
Excavation Programme & Excursion Tour	35,897.00	
Hon.to Visiting Guest Lecturers - Social Sciences	38,580.00	
Misce./ Contingency - Social Science	1,71,739.00	
Printing Expenses ( Lab.Journal )	30,500.00	
Purchase of News Papers - Social Sciences	10,011.00	
Salary / Hon. & Res. Aid to T. Staff/ Res. Stu.-Soc	4,05,458.00	
Teaching Aids - Social Sciences	1,400.00	
Xeroxing Charges - Social Sciences	2,523.00	
<b>Sports - Payments</b>	<b>37,95,062.00</b>	
Board of Sports Meeting	6,008.00	
Honorarium to Propramme Co-Ordinator - Sports	66,000.00	
Inter-University Participation Exp.	23,01,840.00	
Krida Mahotsav Fees Contribution to Host University	4,23,864.00	
Krida Mahotsav Tournaments	3,37,394.00	
Miscellaneous - Sports	61,064.00	
Purchase of Sports Material	1,16,789.00	
Selection Committee Expenses	12,078.00	
Servicing & Maint. of Computer/printer - Sports	2,932.00	
University Kits, Prizes & Certificates	4,61,859.00	
Xeroxing Charges - Sports	5,234.00	
<b>Study Centre - Payments</b>	<b>18,140.00</b>	
Miscellaneous - Study Centre	4,642.00	
Printing & Book Binding - Study Centre	1,600.00	
Purchase of News Paper - Study Centre	11,898.00	
<b>Grand Total</b>	<b>1,17,67,196.00</b>	

Kindly note that other than highlighted items are related to the maintenance of Academic Expenditure

BPED

Director  
NAAC - IQAC



Finance & Accounts Officer  
Punyashlok Ahilyadevi Holkar  
Solapur University Solapur



## Punyashlok Ahilyadevi Holkar Solapur University, Solapur

*Average percentage expenditure incurred on maintenance of physical facilities and academic support facilities excluding salary component during the last five years*

4.4.1.1: Expenditure incurred on maintenance of physical facilities and academic support facilities excluding salary component year wise during the last five years (INR in lakhs)

Year	Budget Allocated for Infrastructure Augmentation (INR in Lakhs)	Expenditure for Infrastructure Augmentation (INR in Lakhs)	Total Expenditure excluding Salary	Expenditure on maintenance of academic facilities (excluding salary for human resources) (INR in lakhs)	Expenditure on maintenance of Physical facilities (excluding salary for human resources)	Total
				A	B	A+B
2015-16	70,00,0000	66,78,053	13,43,86,033	73,59,176	3,68,414	77,27,590
2016-17	5,45,40,000	32,22,240	12,46,62,474	54,36,603	10,78,855	65,15,458
2017-18	5,74,40,000	28,89,189	15,88,78,016	72,11,389	9,88,700	82,00,089
2018-19	1,97,40,000	47,42,029	15,83,41,637	94,50,979	19,59,556	1,14,10,535
2019-20	2,12,00,000	54,54,646	18,29,97,652	3,33,20,947	3,36,781	3,36,57,728
<b>Total</b>	<b>15,99,20,000</b>	<b>2,29,86,157</b>	<b>75,92,65,812</b>	<b>6,27,79,094</b>	<b>47,32,306</b>	<b>6,75,11,400</b>

  
**Director**  
**NAAC - IQAC**



  
**Finance & Accounts Officer**  
**Punyashlok Ahilyadevi Holkar**  
**Solapur University Solapur**



## Punyashlok Ahilyadevi Holkar Solapur University, Solapur

### 4.4 Maintenance of Campus Infrastructure

#### 4.4.1 Expenditure incurred on maintenance of physical facilities excluding salary component, during the year

Head	Expenditure Head	2015-16	2016-17	2017-18	2018-19	2019-20
Maintenance of physical facility	Renovation of Chemical Sciences	0	0	0	0	0
	Renovation of Physical Sciences	0	0	0	0	0
	Gas Pipeline		0	0	0	0
	Toilet Block	368414	831075	0	8445	0
	Development of Grounds		0	988700	1951111	0
	Infrastructure for person with disabilities	0	247780	0	0	336781
	<b>Total</b>	<b>3,68,414</b>	<b>10,78,855</b>	<b>9,88,700</b>	<b>19,59,556</b>	<b>3,36,781</b>

*VSPD*  
**Director**  
**NAAC - IQAC**




*LC*  
**Finance & Accounts Officer**  
**Punyashlok Ahilyadevi Holkar**  
**Solapur University Solapur**



Schedule No. 5 : Fixed Assets and Depreciation

DEPRECIATION CHART FOR THE YEAR ENDED 31.03.2016

Particulars	Rate of Dep. (%)	GROSS BLOCK				DEPRECIATION OF THE BLOCK				NET BLOCK	
		Original Cost	Additions during year General Additions	Adj/ Trf. During year	Total Cost as on 31.03.2016	Upto 31.03.2015	Depreciation for year	Additional during year	Adj/ Trf. During year	Depreciation upto 31.03.2016	WDV As on 31.03.2015
<b>Fixed Assets From Central Government</b>											
Campus Development	10.00%	883448.00	1842903.00		2726951.00	883448.00	263801.00	0.00	352146.00	2374205.00	795103.00
Development of ICT	20.00%	500000.00			500000.00	100000.00	80000.00	0.00	180000.00	320000.00	400000.00
Bath Care	10.00%	126000.00	8570.00		134570.00	126000.00	12207.00	0.00	24707.00	108863.00	112500.00
Library Equipment & Infrastructure	10.00%	2007250.00	7734222.00		9741472.00	2007250.00	954075.00	0.00	1154800.00	6586672.00	1806525.00
Student Amenities Including Hostels	10.00%	2047853.00	45500.00		2093353.00	213423.00	187973.00	0.00	401396.00	1691757.00	1834230.00
Books & Journals-UGC	10.00%	94401.00	225000.00		319401.00	94401.00	30996.00	0.00	40436.00	278965.00	84961.00
Cont. Of Ground Storage Reservoir		50000.00			50000.00	0.00	0.00	0.00	0.00	50000.00	50000.00
Cont. Of VIP Guest House part 2		212922.00			212922.00	0.00	0.00	0.00	0.00	212922.00	212922.00
<b>Total Rs. (1)</b>		<b>10420674.00</b>	<b>9857195.00</b>	<b>0.00</b>	<b>20277869.00</b>	<b>1524433.00</b>	<b>2249652.00</b>	<b>0.00</b>	<b>3773485.00</b>	<b>16504384.00</b>	<b>8896241.00</b>
<b>Fixed Assets From Government of Maharashtra</b>											
Expenditure from Development Grant					240000.00	48000.00	38400.00	0.00	86400.00	153600.00	192000.00
Compensation of Exam. Section from GOM	20.00%	240000.00			240000.00	48000.00	38400.00	0.00	76800.00	163200.00	1697418.00
Computer & Printers from GOM	20.00%	2121772.00			2121772.00	424354.00	339484.00	0.00	763838.00	1357938.00	991933.00
Furniture & Equipments from GOM	5.00%	1044140.00			1044140.00	52207.00	43597.00	0.00	101804.00	942336.00	991933.00
Fata -407	10.00%	534483.00			534483.00	385393.81	14909.00	0.00	400302.81	134180.19	149089.19
Fata Sumo	10.00%	461415.00			461415.00	332706.77	12671.00	0.00	345577.77	115837.23	128706.23
Contemp Wall from GOM	2.50%	1000000.00			1000000.00	250000.00	24375.00	0.00	49375.00	956225.00	875000.00
Arts & Language Building	2.50%	40495922.00			40495922.00	2878551.00	940434.00	0.00	3818985.00	36676937.00	37817371.00
Arts & Language Building 1st floor	2.50%	5565888.00			5565888.00	407093.00	128970.00	0.00	536063.00	5029825.00	5158795.00
Girls Hostel	2.50%	15976775.00	244667.00		16221442.00	1144685.00	369419.00	0.00	1514104.00	14407338.00	14532090.00
Guest House	2.50%	9164801.00			9164801.00	666533.00	212457.00	0.00	878990.00	8285811.00	8498208.00
Multi Complex Building	2.50%	17923157.00			17923157.00	1285516.00	415941.00	0.00	1701459.00	16221698.00	18637639.00
Instrument Building	2.50%	2362464.00			2362464.00	172792.00	54742.00	0.00	227534.00	2134930.00	2189672.00
Geology / Earth Science Building	2.50%	21407897.00	146888.00		21554785.00	1586346.00	499986.00	0.00	2056332.00	19499453.00	19852551.00
Scientific Instrument (at INST Centre)	10.00%	29869360.53			29869360.53	8723522.00	2114584.00	0.00	10838106.00	19031254.53	21145938.53
Internal Road	5.00%	6209069.00			6209069.00	881047.01	266401.00	0.00	1147448.01	5061620.99	5328021.99
Land-Hiraj		92249025.00			92249025.00	0.00	0.00	0.00	0.00	92249025.00	92249025.00
Purchase of Furniture	5.00%	9075915.00	594103.00		9670018.00	453996.00	461001.00	0.00	914997.00	8758021.00	8625919.00
Renovation & Furniture of V.C. office & Meeting Hall	5.00%	1500000.00			1500000.00	641027.54	42049.00	0.00	683976.54	816023.47	858972.47
Computer/ Laptop Pur. From A.I.S. On H.F.	20.00%	47800.00			47800.00	9560.00	7648.00	0.00	17208.00	30592.00	38240.00
<b>Total Rs. (2)</b>		<b>256953883.53</b>	<b>985658.00</b>	<b>0.00</b>	<b>257939541.53</b>	<b>20067332.12</b>	<b>5994168.00</b>	<b>0.00</b>	<b>26081500.12</b>	<b>231858041.41</b>	<b>236866551.41</b>
<b>Fixed Assets From University Fund</b>											
Land					225000.00	0.00	0.00	0.00	0.00	225000.00	225000.00
Land-Kegon		511354.05			511354.05	0.00	0.00	0.00	0.00	511354.05	511354.05
Land - Study Center		772325.00	973548.00		1745873.00	0.00	0.00	0.00	0.00	1745873.00	772325.00
Free Plantation											
Work in Progress					92290.00	0.00	0.00	0.00	0.00	92290.00	92290.00
Development of Newly Acquired Campus		92290.00			92290.00	0.00	0.00	0.00	0.00	92290.00	92290.00
Admin. & Examination Building at 482 Acre		5726927.00			5726927.00	0.00	0.00	0.00	0.00	5726927.00	5726927.00
Main Gate & Compound Wall		114917.00			114917.00	0.00	0.00	0.00	0.00	114917.00	114917.00
Low Cost work at University Campus		581096.00	766690.00		1347786.00	0.00	0.00	0.00	0.00	1347786.00	581096.00
Cont. Of Arts & Fine Arts Building (New)		107784.00			107784.00	0.00	0.00	0.00	0.00	107784.00	107784.00
Cont. Of Athletic Track & Stadium		131287.00			131287.00	0.00	0.00	0.00	0.00	131287.00	131287.00
Cont. Of Humanities Faculties		495000.00			495000.00	0.00	0.00	0.00	0.00	495000.00	495000.00
Cont. Of JSR Water Tank (482 Acre)		43619.00			43619.00	0.00	0.00	0.00	0.00	43619.00	43619.00
Cont. Of Residential B.C.U.D./Registrar/ C.O.E.		49320.00			49320.00	0.00	0.00	0.00	0.00	49320.00	49320.00
Cont. Of Residential for Class II		30456.00			30456.00	0.00	0.00	0.00	0.00	30456.00	30456.00
Cont. Of Residential for Class III & IV		20583.00			20583.00	0.00	0.00	0.00	0.00	20583.00	20583.00
Cont. Of Residential for Lecturer		30456.00			30456.00	0.00	0.00	0.00	0.00	30456.00	30456.00
Cont. Of Social Science Faculty of Science Building		610002.00			610002.00	0.00	0.00	0.00	0.00	610002.00	610002.00
Cont. Of Textile Science Building		61443.00			61443.00	0.00	0.00	0.00	0.00	61443.00	61443.00
Cont. Of Hon. Y.C. Residency		18369.00			18369.00	0.00	0.00	0.00	0.00	18369.00	18369.00
Cont. Of Compound Wall & Fencing		3262.00			3262.00	0.00	0.00	0.00	0.00	3262.00	3262.00
Cont. Of Exam. Building		73341.00			73341.00	0.00	0.00	0.00	0.00	73341.00	73341.00
Cont. Of Multipurpose Hall for Convocation		0.00	101250.00		101250.00	0.00	0.00	0.00	0.00	101250.00	101250.00
Cont. Of VVIP Guest House		0.00	1476903.00		1476903.00	0.00	0.00	0.00	0.00	1476903.00	1476903.00
Master Plan		109320.00	179025.00		288345.00	0.00	0.00	0.00	0.00	288345.00	288345.00
Toilet Block		13865.00	368414.00		382279.00	0.00	0.00	0.00	0.00	382279.00	382279.00
Buildings											
Old Building (Phy / Chem / Geol.)	2.50%	197040.00			197040.00	44072.63	3824.00	0.00	47896.63	149143.37	149143.37
Chemistry Building	2.50%	12346825.15			12346825.15	2628193.13	242968.00	0.00	2871159.13	9475666.02	9475666.02
Study Centre Guest House	2.50%	1087454.86			1087454.86	195581.85	22297.00	0.00	217878.85	869576.01	869576.01



Finance & Accounts Officer  
Punyashlok Ahilyadevi Holkar  
Solapur University Solapur

Director  
NAAC - IQAC



**Solapur University**  
Solapur Pune Highway,  
At Post : Kegaon, Solapur

**Expenses for Persons with Disabilities**


Ledger Account

1-Apr-2016 to 31-Mar-2017

Date	Particulars	Vch Type	Vch No.	Debit	Page 1 Credit
3-2-2017	Cr Central Bank of India A/c No. 3177099212 Uty.Fund Being amount paid to Karishma Enterprises , Mumbai By CH.No.029251 for Jaws Software Purchase By order of Hon.V.C.	Payment	8558	2,47,780.00	
31-3-2017	Dr <b>Equipments</b> Being Assets transfer to Equipments	Journal	557		2,47,780.00
				<b>2,47,780.00</b>	<b>2,47,780.00</b>

15/2/17  
Director  
NAAC - IQAC



  
Finance & Accounts Officer  
Punyashlok Ahilyadevi Holkar  
Solapur University Solapur



21

**Solapur University**  
Solapur Pune Highway,  
At Post : Kegaon, Solapur

**Equipments**  
Ledger Account

1-Apr-2016 to 31-Mar-2017

Date	Particulars	Vch Type	Vch No.	Debit	Page 1 Credit
1-4-2016	Cr <b>Opening Balance</b>			<b>37,96,393.00</b>	
18-5-2016	Cr Central Bank of India Alc No. 3177099212 Uty.Fund <b>Payment</b> <i>Being amount paid to Kedar Agencies By Ch.No.015557 for Purchase of 2 Tan AC Onida =2 By order of Hon.V.C.</i>		1225	76,000.00	
13-7-2016	Cr Central Bank of India Alc No. 3177099212 Uty.Fund <b>Payment</b> <i>Being amount paid to Atre Associates By Ch.No.016888 for Vacuum Cleaner =2 By order of Librarian</i>		2678	13,600.00	
22-7-2016	Cr Central Bank of India Alc No. 3177099212 Uty.Fund <b>Payment</b> <i>Being amount paid to Shri Suryawanshi S.V. By Ch.No.016979 for Recoup of P.A. (Dril Machine =1) By order of Uty Engineer</i>		2904	4,864.00	
30-7-2016	Cr Central Bank of India Alc No. 3177099212 Uty.Fund <b>Payment</b> <i>Being amount paid to Shri Pathan J.R. By Ch.No.017060 for Recoup of P.A. (Key Storage Box =1) By order of Uty Engineer</i>		3044	4,000.00	
1-9-2016	Cr <b>Cash</b> <b>Payment</b> <i>Being cash paid to Smt. Swami S.S. (UPS=1 Qty.)</i>		4072	1,600.00	
5-10-2016	Cr Central Bank of India Alc No. 3177099212 Uty.Fund <b>Payment</b> <i>Being amount paid to New Star Refrigeration By Ch.No.020878 for Water Cooler =4 &amp; water Purifier =4 By order of Hon.V.C.</i>		5121	1,86,354.00	
24-10-2016	Cr Central Bank of India Alc No. 3177099212 Uty.Fund <b>Payment</b> <i>Being amount paid to Kedar Agencies By CH.No.021076 for 2 Ton AC =2 By order of Hon.V.C.</i>		5690	80,400.00	
16-2-2017	Cr Central Bank of India Alc No. 3177099212 Uty.Fund <b>Payment</b> <i>Being amount paid to Apate Traders By CH. No.033335 for 16 Qty Dia &amp; 41 Qty Gold Medel Bills By order of Hon.V.C.</i>		9074	56,672.00	
31-3-2017	Cr Central Bank of India Alc No. 3177099212 Uty.Fund <b>Payment</b> <i>Being amount paid to I Mark Computer By CH.No.034134 for Nikon D5600 Camera =1 By order of Hon.V.C.</i>		10479	64,700.00	
	Cr <b>Expenses for Persons with Disabilities</b> <b>Journal</b> <i>Being Assets transfer to Equipments</i>		557	2,47,780.00	
	Cr <b>Purchase of Equipments-F.A.O.</b> <b>Journal</b> <i>Being Assets transfer to Equipments</i>		558	20,000.00	
	Cr <b>School of Computational Sciences</b> <b>Journal</b> <i>Being Assets transfered</i>		561	3,12,940.00	
	Cr <b>School of Social Sciences</b> <b>Journal</b> <i>Being Assets transfered</i>		563	23,500.00	
	Dr <b>Closing Balance</b>			48,88,803.00	48,88,803.00
				<b>48,88,803.00</b>	<b>48,88,803.00</b>

*V. S. Patil*  
**Director**  
NAAC - IQAC



*M. S. Patil*  
**Finance & Accounts Officer**  
Punyashuk Ahilyadevi Holkar  
Solapur University Solapur



18	Cont. Of Multipurpose Hall for Convocation		73341 00	0 00		73341 00	0 00		0 00	0 00	0 00	5262 00	5262 00
19	Cont. Of VVIP Guest House		101250 00	336538 00		439788 00	0 00		0 00	0 00	0 00	73341 00	73341 00
20	Master Plan		1476903 00	4708481 00	6,185384 00	0 00	0 00		0 00	0 00	0 00	439788 00	101250 00
21	Toilet Block		288345 00	0 00		288345 00	0 00		0 00	0 00	0 00	0 00	1476903 00
22	Const of Electronic Building		382079 00	831075 00		1213154 00	0 00		0 00	0 00	0 00	288345 00	288345 00
C)	Buildings		0 00	408932 00		408932 00	0 00		0 00	0 00	0 00	382079 00	382079 00
1	Old Building (Phy / Chem / Geo)	2 50%	197040 00	0 00		197040 00	47896 63	3729 00	0 00	51825 63	145414 37	149143 37	
2	Chemistry Building	2 50%	12346825 15	0 00		12346825 15	2871159 13	236892 00	0 00	3108051 13	9238774 02	9475666 02	
3	Study Centre Guest House	2 50%	1087454 86	0 00		1087454 86	217878 85	217399 00	0 00	239517 85	847837 01	869576 01	
4	Two Wheeler Stand & Watchman Qtr	2 50%	212228 28	0 00		212228 28	52027 51	4005 00	0 00	56032 51	156195 77	160200 77	
5	Study Center Building	2 50%	451495 00	0 00		451495 00	80431 21	9277 00	0 00	89708 21	361786 79	371083 79	
6	Physics & Library Building	2 50%	28109350 00	0 00		28109350 00	7178577 81	523269 00	0 00	7701846 81	20407503 19	20930772 19	
7	Compound Wall	2 50%	2403659 00	0 00		2403659 00	436713 81	49174 00	0 00	485887 81	1917771 19	1966945 19	
8	Road Side Sodkum Vapour Light	2 50%	1375074 00	0 00		1375074 00	165707 70	30234 00	0 00	195941 70	1178132 30	1209366 30	
9	Water Tank	2 50%	395206 00	0 00		395206 00	39063 00	8929 00	0 00	46992 00	348214 00	357143 00	
10	University Campus LAN	2 50%	1376171 00	0 00		1376171 00	106026 00	31754 00	0 00	137780 00	1238391 00	1270145 00	
11	Gents Hostel	2 50%	297273 00	0 00		297273 00	28631 00	6716 00	0 00	35347 00	261926 00	268642 00	
12	Mes-I Boys Hostel	2 50%	2738668 00	0 00		2738668 00	263767 00	61873 00	0 00	325640 00	2413028 00	2474901 00	
13	Mes-II Boys Hostel	2 50%	2650307 00	0 00		2650307 00	255257 00	59876 00	0 00	315133 00	2335174 00	2395050 00	
14	Rector Quarter for Boys Hostel	2 50%	1085473 00	0 00		1085473 00	104544 00	24523 00	0 00	129067 00	956406 00	980929 00	
15	Convocation Stage	2 50%	1792576 00	0 00		1792576 00	172647 00	40498 00	0 00	213145 00	1579431 00	1619929 00	
16	Canteen Building	2 50%	828767 00	0 00		828767 00	79820 00	18724 00	0 00	98544 00	730223 00	748947 00	
17	Vehicle Parking near Chemistry Building	2 50%	963040 00	777605 00		1740645 00	44152 00	42412 00	0 00	86584 00	1654081 00	168888 00	
18	Landscaping work at University Campus	2 50%	2703154 00	0 00		2703154 00	232193 00	61774 00	0 00	293967 00	2409187 00	2470961 00	
19	Under Ground Cable Work	2 60%	138556 00	0 00		138556 00	16475 00	3052 00	0 00	19527 00	118029 00	122081 00	
20	Geology Building	2 50%	163112 00	0 00		163112 00	4078 00	3976 00	0 00	8054 00	155058 00	159034 00	
21	Ladies Hostel	2 50%	350000 00	0 00		350000 00	8750 00	8531 00	0 00	17281 00	332719 00	341250 00	
22	Internal Road & Approach Road	2 50%	1037784 00	239897 00		1277681 00	25945 00	31293 00	0 00	57238 00	1220443 00	1011839 00	
D)	Furniture												
1	Furniture & Equipments	5 00%	24016728 71	540963 00	27527 00	24530162 71	7225808 99	865218 00	0 00	8091026 99	16439135 72	16790917 72	
2	Department Building Furniture	5 00%	408658 29	0 00		408658 29	176214 89	11622 00	0 00	187836 89	220821 40	232443 40	
3	Medical Equipments (Chairs)	5 00%	140373 00	0 00		140373 00	14983 00	6270 00	0 00	21253 00	119120 00	125390 00	
E)	Equipments												
1	Convocation Dryandand	5 00%	86720 00	0 00		86720 00	37394 44	2466 00	0 00	39860 44	46859 56	49325 56	
2	Equipments	5 00%	3796393 00	1092410 00		4888803 00	266525 00	231114 00	0 00	497639 00	4391164 00	3529868 00	
3	Scientific Equipments	5 00%	13847648 00	192505 00	60512 00	13979641 00	4389558 58	479504 00	0 00	4889062 58	9110578 42	9458089 42	
4	Reprographic Material	5 00%	61810 00	0 00		61810 00	26651 66	1758 00	0 00	28409 66	33400 34	35158 34	
5	Mobile Hand Sets	10 00%	95533 00	0 00		95533 00	53867 87	3717 00	0 00	62084 87	33448 13	37165 13	
6	Air Conditioner	10 00%	778751 00	0 00		778751 00	319920 10	45883 00	0 00	365803 10	412847 90	458830 90	
7	Television	10 00%	81300 00	0 00		81300 00	0 00	0 00	0 00	0 00	81300 00	81300 00	
8	Telephone & Fax	10 00%	4523 00	0 00		4523 00	3103 73	142 00	0 00	3245 73	1277 27	1419 27	
9	Borewell	10 00%	93695 00	0 00		93695 00	64611 34	2908 00	0 00	67519 34	26175 66	20083 66	
10	Genset	10 00%	379258 00	0 00		379258 00	245018 60	13424 00	0 00	258442 60	120815 40	134239 40	
11	External Water Supply System	10 00%	99445 00	0 00		99445 00	64252 60	3519 00	0 00	67771 60	31673 41	35192 41	
F)	Vehicles												
1	Hyundi Verna Car	10 00%	933581 00	0 00	933581 00	0 00	531704 00	40188 00	571892 00	0 00	0 00	401877 00	
2	Tata Indigo Euro (DLS)	10 00%	351484 00	0 00		351484 00	169361 00	18212 00	0 00	187573 00	163911 00	182123 00	
3	Tata Indigo CS Lx	10 00%	443154 00	0 00		443154 00	219420 00	22373 00	0 00	241793 00	201361 00	223734 00	
4	Mahindra Tractor-Arun Ultra	10 00%	913873 00	0 00		913873 00	426203 00	48567 00	0 00	476770 00	437103 00	485670 00	
5	Mahindra Bolero A.C. & Non A.C	10 00%	1319030 00	0 00		1319030 00	453614 00	86542 00	0 00	540156 00	778874 00	865416 00	
6	Toyota Etos-D	10 00%	780858 00	0 00		780858 00	319770 00	46109 00	0 00	365879 00	414979 00	461088 00	
7	Toyota Fortuner	10 00%	2768728 00	0 00		2768728 00	750326 00	201840 00	0 00	952166 00	1815562 00	2018402 00	
8	Toyota Innova	10 00%	1302118 00	0 00		1302118 00	130212 00	117191 00	0 00	247403 00	1054715 00	1171906 00	
9	Swift Desire	10 00%	727698 00	0 00		727698 00	72770 00	65493 00	0 00	138263 00	589435 00	654928 00	
10	Force Traveller	10 00%	801745 00	0 00		801745 00	80175 00	72157 00	0 00	152332 00	649413 00	721570 00	
11	Force Trax	10 00%	572855 00	0 00		572855 00	57286 00	51557 00	0 00	108843 00	484012 00	515569 00	
12	Mahindra Bolero Sle	10 00%	0 00	671190 00		671190 00	0 00	67119 00	0 00	67119 00	604071 00	0 00	
13	Maruti Suzuki Ciaz Vdi	10 00%	0 00	891163 00		891163 00	0 00	89116 00	0 00	89116 00	802047 00	0 00	
G)	Books & Journals	10 00%	16755313 00	199812 00		16955125 00	7509763 79	944536 00	0 00	8454299 79	6500825 21	9245549 21	
H)	Computers												
1	Computensation of Exam	20 00%	1679651 00	98501 00		1778152 00	853352 11	184960 00	0 00	1038312 11	739839 89	826298 89	
2	Computensation of Finance Section	20 00%	126941 00	23250 00		150191 00	39284 00	22181 00	0 00	61465 00	88726 00	87657 00	
3	Computensation of Library	20 00%	111780 00	313489 00		425269 00	40241 00	77006 00	0 00	117247 00	308022 00	17539 00	
4	Software- Social Science	20 00%	279118 00	0 00		279118 00	100483 00	35727 00	0 00	136210 00	142908 00	178635 00	
5	Computer OS Operating System Software Etc	20 00%	0 00	1150203 00		1150203 00	0 00	230041 00	0 00	136210 00	142908 00	178635 00	
6	CST Studio Suit Software-Phy Sciences	20 00%	0 00	266226 00		266226 00	0 00	53245 00	0 00	53245 00	212981 00	0 00	
7	Computer & Printers	20 00%	16725126 00	198767 00	3991806 00	12932087 00	11448502 50	296717 00	0 00	11745219 50	1186867 50	5276623 50	
Total Rs. (3)			166874746 34	13281992 00	11198810 00	168957928 34	48527618 85	5720672 00	0 00	571892 00	53676396 85	115281529 49	118347127 49
GRANDTOTAL Rs.			445092156 87	87356177 00	11198810 00	521249523 87	78382603 97	19609363 00	0 00	571892 00	97420074 97	423829448 90	366709552 90



Finance & Accounts Officer  
Punyaslok Ahilyadevi Holkar  
Solapur University Solapur

Director  
NAAC - IQAC

22  
16






Schedule No. 5 : Fixed Assets and Depreciation

2017-18

DEPRECIATION CHART FOR THE YEAR ENDED 31.03.2017

Sr. No.	Particulars	Rate of Dep. (%)	GROSS BLOCK				DEPRECIATION OF THE BLOCK				NET BLOCK		
			Original Cost	Additions during year General Additions	Adj/ Trf. During year	Total Cost as on 31.03.2017	Upto 31.03.2016	Depreciation for year	Additions during year	Adj/ Trf. During year	Depreciation upto 31.03.2017	WDV As on 31.03.2017	WDV As on 31.03.2016
1	Fixed Assets From Central Government-UGC												
1	Campus Development	10.00%	2726351.00	732399.00		3458750.00	352146.00	310660.00					
2	Development of ICT	20.00%	5000000.00	1710100.00		6710100.00	1800000.00	982020.00		0.00	2782020.00	3928080.00	3200000.00
3	Health Care	10.00%	134570.00	349750.00		484320.00	24707.00	45961.00		0.00	70668.00	413652.00	109863.00
4	Laboratory Equipment & Infrastructure	10.00%	9741472.00	1181506.00		10922978.00	1154800.00	976818.00		0.00	2131618.00	8791360.00	8586672.00
5	Student Amenities Including Hostels	10.00%	2093153.00	195424.00		2288577.00	401396.00	188718.00		0.00	590114.00	1698463.00	1691757.00
6	Books & Journals-UGC	10.00%	319401.00	603985.00		923386.00	40436.00	88295.00		0.00	128731.00	794655.00	278965.00
7	Day Care Centers	10.00%	0.00	178493.00		178493.00	0.00	17849.00		0.00	17849.00	160544.00	0.00
8	Establishment of Career & Counseling	10.00%	0.00	69893.00		69893.00	0.00	6989.00		0.00	6989.00	62904.00	0.00
9	Construction Or Renovation of Building		0.00	6684542.00		6684542.00	0.00	0.00		0.00	6684542.00	0.00	0.00
10	Basic Facilities for Woman		0.00	21384.00		21384.00	0.00	0.00		0.00	21384.00	0.00	0.00
11	Cont. Of Ground Storage Reservoir		50000.00	7991020.00		8041020.00	0.00	0.00		0.00	8041020.00	50000.00	0.00
12	Cont. Of VIP Guest House part 2		212922.00	0.00		212922.00	0.00	0.00		0.00	212922.00	0.00	0.00
13	Const. of Compound Wall (Extension)-UGC		0.00	12309164.00		12309164.00	0.00	0.00		0.00	12309164.00	0.00	0.00
14	Development of Sports Infrastructure & Equipments-U		0.00	126988.00		126988.00	0.00	0.00		0.00	126988.00	0.00	0.00
15	Const. of Compound Wall (Campus Development)		0.00	2650655.00		2650655.00	0.00	0.00		0.00	2650655.00	0.00	0.00
	<b>Total Rs. (1)</b>		<b>20277869.00</b>	<b>34805303.00</b>	<b>0.00</b>	<b>55083172.00</b>	<b>3773485.00</b>	<b>2617310.00</b>	<b>0.00</b>	<b>0.00</b>	<b>6390795.00</b>	<b>48692377.00</b>	<b>16504384.00</b>
2	Fixed Assets From Government of Maharashtra												
1	Expenditure from Development Grant												
1	Computensation of Exam. Section from GOM	20.00%	240000.00	0.00		240000.00	86400.00	30720.00		0.00	117120.00	122880.00	153600.00
2	Computer & Printers from GOM	20.00%	2121772.00	0.00		2121772.00	763938.00	271587.00		0.00	1035425.00	1086347.00	1357934.00
3	Furniture & Equipments from GOM	5.00%	1044140.00	0.00		1044140.00	101804.00	47117.00		0.00	148921.00	895219.00	942336.00
4	Tata -407	10.00%	534483.00	0.00		534483.00	400302.81	13418.00		0.00	413720.81	120762.19	134180.19
5	Tata Sumo	10.00%	461415.00	0.00		461415.00	345577.77	11584.00		0.00	357161.77	104253.23	115837.23
6	Compound Wall from GOM	2.50%	1000000.00	0.00		1000000.00	49375.00	23766.00		0.00	73141.00	926859.00	950625.00
7	Arts & Language Building	2.50%	40495922.00	0.00		40495922.00	3818985.00	916923.00		0.00	4735908.00	35760014.00	36676937.00
8	Arts & Language Building 1st floor	2.50%	5565888.00	0.00		5565888.00	536063.00	125746.00		0.00	661809.00	4904079.00	5029825.00
9	Girls Hostel	2.50%	15921442.00	0.00		15921442.00	1514104.00	360183.00		0.00	1874287.00	14047155.00	14407338.00
10	Guest House	2.50%	9164801.00	0.00		9164801.00	878990.00	207145.00		0.00	1086135.00	8078666.00	8285811.00
11	Multi Complex Building	2.50%	17923157.00	0.00		17923157.00	1701459.00	405542.00		0.00	2107001.00	15816156.00	16221698.00
12	Instrument Building	2.50%	2362464.00	3697.00		2366161.00	227534.00	53466.00		0.00	281000.00	2085161.00	2134930.00
13	Geology / Earth Science Building	2.50%	21554785.00	0.00		21554785.00	2055332.00	487486.00		0.00	2542818.00	19011967.00	19499453.00
14	Scientific Instrument (at INST Centre)	10.00%	29869360.53	0.00		29869360.53	10838106.00	1903125.00		0.00	12741231.00	17128129.53	19031254.53
15	Internal Road	5.00%	6209069.00	0.00		6209069.00	1147448.01	253081.00		0.00	1400529.01	4808539.99	5061620.99
16	Land-Hiraaj		92249025.00	0.00		92249025.00	0.00	0.00		0.00	92249025.00	92249025.00	92249025.00
17	Purchase of Furniture	5.00%	9674018.00	0.00		9674018.00	914997.00	437951.00		0.00	1352948.00	8321070.00	8759021.00
18	Renovation & Furniture of V C office & Meeting Hall	5.00%	1500000.00	0.00		1500000.00	683976.54	40801.00		0.00	724777.54	775222.47	816023.47
19	Computer/ Laptop Pur. From A.I.S. On H.E.	20.00%	47800.00	0.00		47800.00	17208.00	6118.00		0.00	23326.00	24474.00	30592.00
2	Expenditure from Rusa Infrastructure grant												
1	Books & Journals	10.00%	0.00	7670029.00		7670029.00	0.00	767003.00		0.00	767003.00	6903026.00	0.00
2	Computers, Softwares & Printers	20.00%	0.00	17491033.00		17491033.00	0.00	3498207.00		0.00	3498207.00	13992826.00	0.00
3	Equipments	10.00%	0.00	14104123.00		14104123.00	0.00	1410412.00		0.00	1410412.00	12693711.00	0.00
	<b>Total Rs. (2)</b>		<b>257939541.53</b>	<b>39268882.00</b>	<b>0.00</b>	<b>297208423.53</b>	<b>26081500.12</b>	<b>11271381.00</b>	<b>0.00</b>	<b>0.00</b>	<b>37352881.12</b>	<b>259855542.41</b>	<b>231658041.41</b>
3	Fixed Assets From University Fund												
A)	Lands												
1	Land-Kegaon		225000.00	0.00		225000.00	0.00	0.00		0.00	225000.00	225000.00	225000.00
2	Land - Study Center		511354.05	0.00		511354.05	0.00	0.00		0.00	511354.05	511354.05	511354.05
3	Tree Plantation		1745873.00	0.00		1745873.00	0.00	0.00		0.00	1745873.00	1745873.00	1745873.00
B)	Work in Progress												
1	Development of Newly Aquired Campus		92290.00	0.00		92290.00	0.00	0.00		0.00	92290.00	92290.00	92290.00
2	Admin & Examination Building at 482 Acre		5726927.00	39431.00		5766358.00	0.00	0.00		0.00	5766358.00	5726927.00	5726927.00
3	Main Gate & Compound Wall		114917.00	0.00		114917.00	0.00	0.00		0.00	114917.00	114917.00	114917.00
4	New Civil work at University Campus		1347786.00	299554.00		1647340.00	0.00	0.00		0.00	1647340.00	1347786.00	1347786.00
5	Cont. Of Arts & Fine Arts Building (New)		107784.00	0.00		107784.00	0.00	0.00		0.00	107784.00	107784.00	107784.00
6	Cont. Of Athletic Track & Stadium		131287.00	0.00		131287.00	0.00	0.00		0.00	131287.00	131287.00	131287.00
7	Cont. Of Humanities Facilities		495000.00	0.00		495000.00	0.00	0.00		0.00	495000.00	495000.00	495000.00
8	Cont. Of JSR Water Tank (482 Acre)		43619.00	0.00		43619.00	0.00	0.00		0.00	43619.00	43619.00	43619.00
9	Cont. Of Residential B C U D / Registrar/ C O E		49320.00	0.00		49320.00	0.00	0.00		0.00	49320.00	49320.00	49320.00
10	Cont. Of Residential for Class II		30456.00	0.00		30456.00	0.00	0.00		0.00	30456.00	30456.00	30456.00
11	Cont. Of Residential for Class III & IV		20583.00	0.00		20583.00	0.00	0.00		0.00	20583.00	20583.00	20583.00
12	Cont. Of Residential for Lecturer		30456.00	0.00		30456.00	0.00	0.00		0.00	30456.00	30456.00	30456.00
13	Cont. Of Social Science Faculty of Science Building		610002.00	0.00		610002.00	0.00	0.00		0.00	610002.00	610002.00	610002.00



Finance & Accounts Officer  
Punyashlok Amiyadevi Holkar  
Solapur University Solapur


Director  
NAAC - IQAC

5





18	Cont. Of Event Building		73341 00	0 00		73341 00	0 00	0 00	0 00	0 00	73341 00	73341 00	
19	Cont. Of Multipurpose Hall for Convocation		101250 00	338538 00		439788 00	0 00	0 00	0 00	0 00	439788 00	101250 00	
20	Master Plan		288345 00	0 00	6185384 00	0 00	0 00	0 00	0 00	0 00	0 00	1478903 00	
21	Toilet Block		382079 00	831075 00		288345 00	0 00	0 00	0 00	0 00	288345 00	288345 00	
22	Const of Electronic Building		0 00	408932 00		1213154 00	0 00	0 00	0 00	0 00	1213154 00	382079 00	
C)	Buildings					408932 00	0 00	0 00	0 00	0 00	408932 00	0 00	
1	Old Building (Phy / Chem / Geo)	2 50%	197040 00	0 00		197040 00	47896 63	3729 00	0 00	51625 63	145414 37	149143 37	
2	Chemistry Building	2 50%	12346825 15	0 00		12346825 15	2871159 13	236892 00	0 00	3108051 13	9238774 02	9475666 02	
3	Study Centre Guest House	2 50%	1087454 86	0 00		1087454 86	217878 85	21739 00	0 00	239517 85	847837 01	869578 01	
4	Two Wheeler Stand & Watchman Qtr	2 50%	212228 28	0 00		212228 28	52027 51	4005 00	0 00	56032 51	156195 77	180200 77	
5	Study Center Building	2 50%	451495 00	0 00		451495 00	80431 21	9277 00	0 00	89708 21	361788 79	371063 79	
6	Physics & Library Building	2 50%	28109350 00	0 00		28109350 00	7178577 81	523269 00	0 00	7701846 81	20407503 19	20930772 19	
7	Compound Wall	2 50%	2403659 00	0 00		2403659 00	436713 81	49174 00	0 00	485987 81	1917771 19	1986945 19	
8	Road Side Sodium Vapour Light	2 50%	1375074 00	0 00		1375074 00	165707 70	30234 00	0 00	195941 70	1179132 30	1209366 30	
9	Water Tank	2 50%	395206 00	0 00		395206 00	38063 00	8929 00	0 00	46992 00	348214 00	357143 00	
10	University Campus LAN	2 50%	1376171 00	0 00		1376171 00	106026 00	31754 00	0 00	137780 00	1238391 00	1270145 00	
11	Gents Hostel	2 50%	297273 00	0 00		297273 00	28631 00	6716 00	0 00	35347 00	261926 00	288642 00	
12	Mes-I Boys Hostel	2 50%	2738668 00	0 00		2738668 00	263767 00	61873 00	0 00	325640 00	2413028 00	2474901 00	
13	Mes-II Boys Hostel	2 50%	2650307 00	0 00		2650307 00	255257 00	59876 00	0 00	315133 00	2335174 00	2395050 00	
14	Rector Quarter for Boys Hostel	2 50%	1085473 00	0 00		1085473 00	104544 00	24523 00	0 00	129067 00	956406 00	980929 00	
15	Convocation Stage	2 50%	1792576 00	0 00		1792576 00	172647 00	40498 00	0 00	213145 00	1579431 00	1619929 00	
16	Canteen Building	2 50%	828767 00	0 00		828767 00	79820 00	18724 00	0 00	98544 00	730223 00	748947 00	
17	Vehicle Parking near Chemistry Building	2 50%	983040 00	777605 00		1740645 00	44152 00	42412 00	0 00	86564 00	1654081 00	918888 00	
18	Landscaping work at University Campus	2 50%	2703154 00	0 00		2703154 00	232193 00	61774 00	0 00	293967 00	2409187 00	2470961 00	
19	Under Ground Cable Work	2 50%	138556 00	0 00		138556 00	16475 00	3052 00	0 00	19527 00	119029 00	122081 00	
20	Geology Building	2 50%	163112 00	0 00		163112 00	4078 00	3976 00	0 00	8054 00	155058 00	159034 00	
21	Ladies Hostel	2 50%	350000 00	0 00		350000 00	8750 00	6531 00	0 00	17281 00	332719 00	341250 00	
22	Internal Road & Approach Road	2 50%	1037784 00	239897 00		1277681 00	25945 00	31293 00	0 00	57238 00	1220443 00	1011839 00	
D)	Furniture												
1	Furniture & Equipments	5 00%	24016725 71	540983 00	27527 00	24530162 71	7225808 99	865218 00	0 00	8091026 99	16439135 72	16790917 72	
2	Department Building Furniture	5 00%	408658 29	0 00		408658 29	176214 89	11622 00	0 00	187836 89	220821 40	232443 40	
3	Medical Equipments (Chairs)	5 00%	140373 00	0 00		140373 00	14983 00	6270 00	0 00	119120 00	125390 00		
E)	Equipments												
1	Convocation Dryandand	5 00%	86720 00	0 00		86720 00	37394 44	2466 00	0 00	39860 44	46859 58	49325 56	
2	Equipments	5 00%	3796393 00	1092410 00		4888803 00	266525 00	231114 00	0 00	497639 00	4391164 00	3529868 00	
3	Scientific Equipments	5 00%	13847648 00	192505 00	60512 00	13979641 00	4389558 58	479504 00	0 00	4869082 58	9110578 42	9458089 42	
4	Reprographic Material	5 00%	61810 00	0 00		61810 00	26651 66	1758 00	0 00	28409 66	33400 34	35158 34	
5	Mobile Hand Sets	10 00%	95533 00	0 00		95533 00	59367 87	3717 00	0 00	62084 87	33448 13	37165 13	
6	Air Conditioner	10 00%	778751 00	0 00		778751 00	319920 10	45883 00	0 00	365903 10	412947 90	458830 90	
7	Television	10 00%	81300 00	0 00		81300 00	0 00	0 00	0 00	0 00	81300 00	81300 00	
8	Telephone & Fax	10 00%	4523 00	0 00		4523 00	3103 73	142 00	0 00	3245 73	1277 27	1419 27	
9	Borewell	10 00%	93695 00	0 00		93695 00	64611 34	2908 00	0 00	67519 34	26175 66	29083 66	
10	Genset	10 00%	379258 00	0 00		379258 00	245018 60	13424 00	0 00	258442 60	120815 40	134239 40	
11	External Water Supply System	10 00%	99445 00	0 00		99445 00	64252 60	3519 00	0 00	67771 60	31673 41	35192 41	
F)	Vehicle												
1	Hyundai Verna Car	10 00%	933581 00	0 00	933581 00	0 00	531704 00	40188 00	0 00	571892 00	0 00	401877 00	
2	Tata Indigo Euro (DLS)	10 00%	351484 00	0 00		351484 00	169361 00	18212 00	0 00	187573 00	163911 00	182123 00	
3	Tata Indigo CS Lx	10 00%	443154 00	0 00		443154 00	219420 00	22373 00	0 00	241793 00	201361 00	223734 00	
4	Mahindra Tractor-Arun Ultra	10 00%	913873 00	0 00		913873 00	428203 00	48567 00	0 00	476770 00	437103 00	485670 00	
5	Mahindra Bolero A.C. & Non A.C	10 00%	1319030 00	0 00		1319030 00	453614 00	86542 00	0 00	540156 00	778874 00	865416 00	
6	Toyota Etos-D	10 00%	780858 00	0 00		780858 00	319770 00	46109 00	0 00	365879 00	414979 00	461088 00	
7	Toyota Fortuner	10 00%	2768728 00	0 00		2768728 00	750326 00	201840 00	0 00	952166 00	1816562 00	2018402 00	
8	Toyota Innova	10 00%	1302118 00	0 00		1302118 00	130212 00	117191 00	0 00	247403 00	1054715 00	1171906 00	
9	Swift Desire	10 00%	727698 00	0 00		727698 00	72770 00	65493 00	0 00	138293 00	589435 00	654928 00	
10	Force Traveller	10 00%	801745 00	0 00		801745 00	80175 00	72157 00	0 00	152332 00	649413 00	721570 00	
11	Force Trax	10 00%	572855 00	0 00		572855 00	57286 00	51557 00	0 00	108843 00	464012 00	515569 00	
12	Mahindra Bolero Sle	10 00%	0 00	671190 00		671190 00	0 00	67119 00	0 00	67119 00	604071 00	0 00	
13	Maruti Suzuki Ciaz Vdi	10 00%	0 00	891163 00		891163 00	0 00	89116 00	0 00	89116 00	802047 00	0 00	
G)	Books & Journals	10 00%	16755313 00	199812 00		16955125 00	7509763 79	944536 00	0 00	8454299 79	6500825 21	9245549 21	
H)	Computers												
1	Computensation of Exam	20 00%	1679651 00	98501 00		1778152 00	853352 11	184960 00	0 00	1038312 11	739839 89	826298 89	
2	Computensation of Finance Section	20 00%	126941 00	23250 00		150191 00	39284 00	22181 00	0 00	61465 00	88726 00	87657 00	
3	Computensation of Library	20 00%	111780 00	313489 00		425269 00	40241 00	77006 00	0 00	117247 00	308022 00	71539 00	
4	Software- Social Science	20 00%	279118 00	0 00		279118 00	100483 00	35727 00	0 00	136210 00	142908 00	178635 00	
5	Computer OS Operating System Software Etc	20 00%	0 00	1150203 00		1150203 00	0 00	230041 00	0 00	230041 00	920162 00	0 00	
6	CST Studio Suit Software-Phy Sciences	20 00%	0 00	266226 00		266226 00	0 00	53245 00	0 00	53245 00	212981 00	0 00	
7	Computer & Printers	20 00%	16725126 00	198767 00	3991806 00	12932087 00	11448502 50	296717 00	0 00	11745219 50	1186867 50	5276623 50	
	Total Rs. (3)		166874746.34	13281992.00	11198810.00	168957928.34	48527618.85	5720672.00	0.00	571892.00	53676398.65	115281529.49	118347127.49
	GRANDTOTAL Rs.		445092156.87	87356177.00	11198810.00	521249523.87	78382603.97	19609363.00	0.00	571892.00	97420074.97	423829448.90	366709552.90



Finance & Accounts Officer  
Punyashlok Ahilyadevi Holkar  
Solapur University Solapur

Director  
NAAC - IQAC

10






SOLPAUR UNIVERSITY, SOLAPUR

Sched.ile No. 5 : Fixed Assets and Depreciation

DEPRECIATION CHART FOR THE YEAR ENDED 31.03.2018 2018-19

Sr. No.	Particulars	Rate of Dep. (%)	GROSS BLOCK				DEPRECIATION OF THE BLOCK				NET BLOCK		
			Original Cost	Additions during year General Additions	Adj / Trf. During year	Total Cost as on 31.03.2018	Upto 31.03.2017	Depreciation for year	Additions during year	Adj / Trf. During year	Depreciation upto 31.03.2018	WDV As on 31.03.2018	WDV As on 31.03.2019
1	Fixed Assets From Central Government-UGC												
1	Campus Development	10.00%	3458750.00			3458750.00	652806.00	279594.00	0.00		942400.00	2516350.00	
16	Const. of Compound Wall (Campus Development)	2.50%	2650655.00			2650655.00	0.00	66266.00	0.00		66266.00	2584389.00	
2	Development of ICT	20.00%	6710100.00	297750.00		7007850.00	2782020.00	845166.00	0.00		3627186.00	3380664.00	
3	Health Care	10.00%	484320.00	13000.00		497320.00	70668.00	42665.00	0.00		113333.00	383987.00	
4	Laboratory Equipment & Infrastructure	10.00%	10922978.00	2581048.00		13504026.00	2131618.00	1137241.00	0.00		3268659.00	10235167.00	
5	Student Amenities Including Hostels	10.00%	2288577.00	1420812.00		3709389.00	590114.00	311928.00	0.00		902042.00	2807347.00	
6	Books & Journals-UGC	10.00%	923386.00			923386.00	128731.00	79466.00	0.00		208197.00	715189.00	
7	Day Care Centers	10.00%	178493.00			178493.00	17849.00	16064.00	0.00		33813.00	144580.00	
8	Establishment of Career & Counseling	10.00%	69893.00			69893.00	6989.00	6290.00	0.00		13279.00	56614.00	
11	Cont. Of Ground Storage Reservoir	2.50%	8041020.00			8041020.00	0.00	201028.00	0.00		201028.00	7839994.00	
9	Construction Or Renovation of Building		6684542.00	4344531.00		11029073.00	0.00	0.00	0.00		0.00	11029073.00	
10	Basic Facilities for Woman		21384.00			21384.00	0.00	0.00	0.00		0.00	21384.00	
12	Cont. Of VIP Guest House		0.00	190000.00		190000.00	0.00	0.00	0.00		0.00	190000.00	
13	Cont. Of VIP Guest House part 2		212922.00			212922.00	0.00	0.00	0.00		0.00	212922.00	
14	Const. of Compound Wall (Extension)-UGC		12309164.00			12309164.00	0.00	0.00	0.00		0.00	12309164.00	
15	Development of Sports Infrastructure & Equipments-U		126988.00			126988.00	0.00	0.00	0.00		0.00	126988.00	
17	Innovation Research Activities-UGC		0.00	331703.00		331703.00	0.00	0.00	0.00		0.00	331703.00	
	<b>Total Rs. (1)</b>		<b>55083172.00</b>	<b>9178844.00</b>	<b>0.00</b>	<b>64262016.00</b>	<b>6390795.00</b>	<b>2985706.00</b>	<b>0.00</b>	<b>0.00</b>	<b>9376501.00</b>	<b>54885515.00</b>	
2	Fixed Assets From Government of Maharashtra												
1	Expenditure from Development Grant												
1	Computerisation of Exam. Section from GOM	20.00%	240000.00	0.00		240000.00	117120.00	24578.00	0.00		141696.00	98304.00	
2	Computer & Printers from GOM	20.00%	2121772.00	0.00		2121772.00	1035425.00	217269.00	0.00		1252694.00	869078.00	
3	Furniture & Equipments from GOM	5.00%	1044140.00	0.00		1044140.00	148921.00	44761.00	0.00		193682.00	850458.00	
4	Tata -407	10.00%	534483.00	0.00		534483.00	413720.81	12076.00	0.00		425796.81	108686.19	
5	Tata Sumo	10.00%	481415.00	0.00	104253.23	357161.77	357161.77	0.00			357161.77	0.00	
6	Compound Wall from GOM	2.50%	1000000.00	0.00		1000000.00	73141.00	23171.00	0.00		96312.00	903688.00	
7	Arts & Language Building	2.50%	40495922.00	0.00		40495922.00	4735908.00	894000.00	0.00		5629908.00	34866014.00	
8	Arts & Language Building 1st floor	2.50%	5565888.00	0.00		5565888.00	661809.00	122602.00	0.00		784411.00	4781477.00	
9	Girls Hostel	2.50%	15921442.00	0.00		15921442.00	1874287.00	351179.00	0.00		2225466.00	13695976.00	
10	Guest House	2.50%	9164801.00	0.00		9164801.00	1086135.00	201967.00	0.00		1288102.00	7876699.00	
11	Multi Complex Building (Computational Sciences)	2.50%	17923157.00	0.00		17923157.00	2107001.00	395404.00	0.00		2502405.00	15420752.00	
12	Instrument Building	2.50%	2366161.00	0.00		2366161.00	281000.00	52129.00	0.00		333129.00	2033032.00	
13	Geology / Earth Science Building	2.50%	21554785.00	0.00		21554785.00	2542816.00	475299.00	0.00		3018117.00	18536668.00	
14	Scientific Instrument (at INST Centre)	10.00%	29869360.53	0.00		29869360.53	12741231.00	1712813.00	0.00		14454044.00	15415316.53	
15	Internal Road	5.00%	6209069.00	0.00		6209069.00	1400529.01	240427.00	0.00		1640958.01	4568112.99	
16	Land-Hiraj		92249025.00	0.00		92249025.00	0.00	0.00	0.00		0.00	92249025.00	
17	Purchase of Furniture	5.00%	9674018.00	326630.00		10000648.00	1352948.00	432385.00	0.00		1785333.00	8215315.00	
18	Renovation & Furniture of V.C. office & Meeting Hall	5.00%	1500000.00	0.00		1500000.00	724777.54	38761.00	0.00		763538.54	736461.47	
19	Computer/ Laptop Pur. From A.I.S. On H.E.	20.00%	47800.00	0.00		47800.00	23326.00	4895.00	0.00		28221.00	19579.00	
	<b>Total Rs. (A)</b>		<b>257943238.53</b>	<b>326630.00</b>	<b>104253.23</b>	<b>258165615.30</b>	<b>31677259.12</b>	<b>5243714.00</b>	<b>0.00</b>	<b>0.00</b>	<b>36920973.12</b>	<b>221244642.18</b>	
2	Expenditure from Rusa Infrastructure grant												
1	Books & Journals	10.00%	7670029.00	5608320.00		13278349.00	767003.00	1251135.00	0.00		2018138.00	11260211.00	
2	Computers, Softwares & Printers	20.00%	17491033.00	0.00		17491033.00	3498207.00	2798565.00	0.00		6296772.00	11194261.00	
3	Equipments	10.00%	14104123.00	5210070.00		19314193.00	1410412.00	1790378.00	0.00		3200790.00	16113403.00	
6	Water Supply Line in University Campus	2.50%	0.00	742423.00		742423.00	0.00	18561.00	0.00		18561.00	723862.00	
4	Renovation & Upgrade Solar Generation Plant Work		0.00	46290.00		46290.00	0.00	0.00	0.00		0.00	46290.00	
5	Repairs of Library Building		0.00	1062024.00		1062024.00	0.00	0.00	0.00		0.00	1062024.00	
7	Furniture of Work Station		0.00	56116.00		56116.00	0.00	0.00	0.00		0.00	56116.00	
	<b>Total Rs. (B)</b>		<b>39265185.00</b>	<b>12725243.00</b>	<b>0.00</b>	<b>51990428.00</b>	<b>5675622.00</b>	<b>5858639.00</b>	<b>0.00</b>	<b>0.00</b>	<b>11534261.00</b>	<b>40456167.00</b>	
	<b>Total Rs. (A+B)</b>		<b>297208423.53</b>	<b>13051873.00</b>	<b>104253.23</b>	<b>310156043.30</b>	<b>37352881.12</b>	<b>11102353.00</b>	<b>0.00</b>	<b>0.00</b>	<b>48455234.12</b>	<b>261709809.18</b>	
3	Fixed Assets From University Fund												
A)	Lands												
1	Land-Kegaon		225000.00	0.00		225000.00	0.00	0.00	0.00		0.00	225000.00	
2	Land - Study Center		511354.05	0.00		511354.05	0.00	0.00	0.00		0.00	511354.05	
3	Development of Ground (Including Ashwamedh)		0.00	988700.00		988700.00	0.00	0.00	0.00		0.00	988700.00	
4	Tree Plantation		1745873.00	11000.00		1756873.00	0.00	0.00	0.00		0.00	1756873.00	
B)	Work in Progress												
1	Development of Newly Aquired Campus		92290.00	0.00		92290.00	0.00	0.00	0.00		0.00	92290.00	

Director  
NAAC - IQAC



Finance & Accounts Officer  
Punyashlok Ahilyadevi Holkar  
Solapur University, Solapur



Punyashlok Ahilyadevi Holkar Solapur University

Schedule No. 5 : Fixed Assets and Depreciation

DEPRECIATION CHART FOR THE YEAR ENDED 31.03.2019 2019-20

Sr. No.	Particulars	Rate of Dep. (%)	Original Cost	GROSS BLOCK			DEPRECIATION OF THE BLOCK					NET BLOCK		
				Additions during year General Additions	Adj/ Trf. During year	Total Cost as on 31.03.2019	Upto 31.03.2018	Depreciation for year	Additions during year	Adj/ Trf. During year	Depreciation upto 31.03.2019	WDV As on 31.03.2019	WDV As on 31.03.2018	
1	Fixed Assets from Central Government UGC													
16	Campus Development	10.00%	3458750.00	0.00	0.00	3458750.00	942400.00	251635.00						
2	Const. of Compound Wall Campus Development	2.50%	2650655.00	0.00	0.00	2650655.00	66266.00	54610.00	0.00	1194035.00	2264715.00	2516350.00	2584389.00	
3	Development of ICT	20.00%	7007850.00	0.00	0.00	7007850.00	3627196.00	676133.00						
4	Health Care	10.00%	497320.00	2000.00	0.00	499320.00	113333.00	38599.00	0.00	4303319.00	2704531.00	3380664.00	3380664.00	
5	Laboratory Equipment & Infrastructure	10.00%	13504025.00	4959.00	0.00	13508984.00	3268859.00	1024013.00	0.00	151932.00	347388.00	383987.00	383987.00	
6	Student Amenities Including Hostels	10.00%	3709389.00	318685.00	0.00	4028074.00	902042.00	312603.00	0.00	4292872.00	9216113.00	10235167.00	10235167.00	
7	Books & Journals-UGC	10.00%	923386.00	0.00	0.00	923386.00	208197.00	71519.00	0.00	1214645.00	2813429.00	2807347.00	2807347.00	
8	Day Care Centers	10.00%	178493.00	0.00	0.00	178493.00	33913.00	14459.00	0.00	279718.00	643670.00	715189.00	715189.00	
11	Establishment of Career & Counseling	10.00%	69893.00	0.00	0.00	69893.00	13279.00	5661.00	0.00	49371.00	130122.00	144580.00	144580.00	
9	Cont. Of Ground Storage Reservoir	2.50%	8041020.00	0.00	50000.00	7991020.00	201026.00	194750.00	0.00	18940.00	50953.00	56614.00	56614.00	
10	Construction Or Renovation of Building	2.50%	11029073.00	5706391.00	0.00	16735464.00	0.00	418387.00	0.00	395776.00	7595244.00	7839994.00	7839994.00	
12	Basic Facilities for Woman		21384.00	0.00	0.00	21384.00	0.00	0.00	0.00	416387.00	16317077.00	11029073.00	11029073.00	
13	Cont. Of VIP Guest House		190000.00	0.00	0.00	190000.00	0.00	0.00	0.00	0.00	21384.00	21384.00	21384.00	
14	Cont. Of VIP Guest House part 2		190000.00	0.00	0.00	190000.00	0.00	0.00	0.00	0.00	190000.00	190000.00	190000.00	
15	Const. of Compound Wall (Extension)-UGC	2.50%	12308184.00	0.00	0.00	12308184.00	0.00	0.00	0.00	0.00	212922.00	212922.00	212922.00	
17	Development of Sports Infrastructure & Equipme	5.00%	126988.00	484315.00	0.00	611303.00	0.00	0.00	0.00	0.00	12308184.00	12308184.00	12308184.00	
	Innovation Research Activities-UGC	5.00%	331703.00	18990.00	0.00	350693.00	0.00	0.00	0.00	0.00	611303.00	129988.00	129988.00	
	<b>Total Rs. (1)</b>		<b>64262016.00</b>	<b>6535340.00</b>	<b>50000.00</b>	<b>70747356.00</b>	<b>9376501.00</b>	<b>3072368.00</b>	<b>0.00</b>	<b>12448869.00</b>	<b>58298487.00</b>	<b>54885515.00</b>	<b>54885515.00</b>	
2	Fixed Assets From Government of Maharashtra													
1	Expenditure from Development Grant													
1	Computerisation of Exam. Section from GOM	20.00%	240000.00	0.00	0.00	240000.00	141996.00	19981.00	0.00	161357.00	78643.00	98304.00	98304.00	
2	Computer & Printers from GOM	20.00%	2121772.00	0.00	0.00	2121772.00	1252694.00	173816.00	0.00	1426510.00	695262.00	869078.00	869078.00	
3	Furniture & Equipments from GOM	5.00%	1044140.00	0.00	0.00	1044140.00	193082.00	42523.00	0.00	236205.00	807835.00	850458.00	850458.00	
4	Tate -407	10.00%	534483.00	0.00	0.00	534483.00	425796.81	10869.00	0.00	436695.81	97817.19	108686.19	108686.19	
6	Compound Wall from GOM	2.50%	1000000.00	0.00	0.00	1000000.00	96312.00	22592.00	0.00	118904.00	881099.00	903688.00	903688.00	
7	Arts & Language Building	2.50%	40495922.00	0.00	0.00	40495922.00	5829908.00	871850.00	0.00	6501558.00	33994364.00	34866014.00	34866014.00	
8	Arts & Language Building 1st floor	2.50%	5565889.00	0.00	0.00	5565889.00	784411.00	119537.00	0.00	903948.00	4661940.00	4781477.00	4781477.00	
9	Girls Hostel	2.50%	15921442.00	0.00	0.00	15921442.00	2225466.00	342399.00	0.00	2567865.00	13353577.00	13695976.00	13695976.00	
10	Guest House	2.50%	9164801.00	0.00	0.00	9164801.00	1288102.00	196917.00	0.00	1455019.00	767982.00	7876699.00	7876699.00	
11	Multi Complex Building (Computational Sciences)	2.50%	17923157.00	0.00	0.00	17923157.00	2502405.00	385519.00	0.00	2887924.00	15035233.00	15420752.00	15420752.00	
12	Instrument Building	2.50%	2366161.00	0.00	0.00	2366161.00	333129.00	60826.00	0.00	383955.00	1982206.00	2033032.00	2033032.00	
13	Geology / Earth Science Building	2.50%	21554785.00	0.00	0.00	21554785.00	3018117.00	463417.00	0.00	3481534.00	16073251.00	18536668.00	18536668.00	
14	Scientific Instrument (at INST Centre)	10.00%	29869360.53	0.00	0.00	29869360.53	14454044.00	1541532.00	0.00	15995576.00	13873784.53	15415316.53	15415316.53	
15	Internal Road	5.00%	6209069.00	0.00	0.00	6209069.00	1840956.01	228406.00	0.00	1869362.01	4339706.99	4568112.99	4568112.99	
16	Land-Hiraj		92249025.00	0.00	0.00	92249025.00	1785333.00	410766.00	0.00	2196099.00	92249025.00	92249025.00	92249025.00	
17	Purchase of Furniture	5.00%	10000648.00	0.00	0.00	10000648.00	0.00	0.00	0.00	0.00	7804549.00	8215315.00	8215315.00	
18	Renovation & Furniture of V.C. office & Meeting Hall	5.00%	1500000.00	0.00	0.00	1500000.00	763538.54	36823.00	0.00	800361.54	699638.47	736461.47	736461.47	
19	Computer/ Laptop Pur. From A.I.S. On H.E.	20.00%	47800.00	0.00	0.00	47800.00	28221.00	3916.00	0.00	32137.00	15663.00	19579.00	19579.00	
	<b>Total Rs. (A)</b>		<b>257808453.53</b>	<b>0.00</b>	<b>0.00</b>	<b>257808453.53</b>	<b>36563811.35</b>	<b>4921169.00</b>	<b>0.00</b>	<b>41484980.35</b>	<b>216323473.18</b>	<b>221244642.18</b>	<b>221244642.18</b>	
2	Expenditure from Rusa Infrastructure grant													
1	Books & Journals	10.00%	13278349.00	4917203.00	0.00	18195552.00	2018138.00	1617741.00	0.00	3635879.00	14559673.00	11260211.00	11260211.00	
2	Computers, Softwares & Printers	20.00%	17491033.00	0.00	0.00	17491033.00	6296772.00	2238852.00	0.00	8535624.00	8955409.00	11194281.00	11194281.00	
3	Equipments	10.00%	19314193.00	18012023.79	0.00	37326216.79	3200790.00	3412543.00	0.00	6613333.00	30712883.79	16113403.00	16113403.00	
6	Water Supply Line in University Campus	2.50%	742423.00	0.00	0.00	742423.00	185611.00	18097.00	0.00	36658.00	705765.00	723962.00	723962.00	
4	Renovation & Upgrade Solar Generation Plant Work	5.00%	46290.00	6789654.00	0.00	6836944.00	0.00	340797.00	0.00	340797.00	6475147.00	46290.00	46290.00	
5	Repairs of Library Building		1062024.00	692581.00	0.00	1754605.00	0.00	0.00	0.00	0.00	1754605.00	1062024.00	1062024.00	
	Repairs of School of Chem. Building		0.00	1705094.00	0.00	1705094.00	0.00	0.00	0.00	0.00	1705094.00	0.00	0.00	
	Repairs of School of Computer Science Building		0.00	969276.00	0.00	969276.00	0.00	0.00	0.00	0.00	969276.00	0.00	0.00	
	Repairs of School of Phy. Building		0.00	1516589.00	0.00	1516589.00	0.00	0.00	0.00	0.00	1516589.00	0.00	0.00	
	Upgradation of Auditorium -Rusa		0.00	41509.00	0.00	41509.00	0.00	0.00	0.00	0.00	41509.00	0.00	0.00	
7	Furniture of Work Station	5.00%	56116.00	5795570.00	0.00	5851686.00	0.00	292584.00	0.00	0.00	5559102.00	56116.00	56116.00	
	Renovation of Laboratories- Chem.		0.00	30156.00	0.00	30156.00	0.00	0.00	0.00	0.00	30156.00	0.00	0.00	
	Knushi Paryatan From Rusa Grant		0.00	109967.00	0.00	109967.00	0.00	0.00	0.00	0.00	109967.00	0.00	0.00	
	<b>Total Rs. (B)</b>		<b>51990428.00</b>	<b>40559602.79</b>	<b>0.00</b>	<b>92550030.79</b>	<b>11534261.00</b>	<b>7920614.00</b>	<b>0.00</b>	<b>19454875.00</b>	<b>73095155.79</b>	<b>40456167.00</b>	<b>40456167.00</b>	
	<b>Total Rs. (A+B)</b>		<b>309798881.53</b>	<b>40559602.79</b>	<b>0.00</b>	<b>350358484.32</b>	<b>48098072.35</b>	<b>12841783.00</b>	<b>0.00</b>	<b>60939855.35</b>	<b>289418628.97</b>	<b>261700809.18</b>	<b>261700809.18</b>	

Director  
NAAC - IQAC



Finance & Accounts Officer  
Punyashlok Ahilyadevi Holkar  
Solapur University Solapur





27

Fixed Assets From University Fund												
A) Lands												
1	Land-Kegaon		225000.00	0.00	0.00	225000.00	0.00					
2	Land - Study Center		511354.05	0.00	0.00	511354.05	0.00	0.00	0.00	225000.00	225000.00	
3	Development of Ground (Including Ashwamebh)		988700.00	1951111.00	0.00	2939811.00	0.00	0.00	0.00	511354.05	511354.05	
4	Tree Plantation		1756873.00	0.00	0.00	1756873.00	0.00	0.00	0.00	2939811.00	988700.00	
B) Work in Progress												
1	Development of Newly Acquired Campus		92290.00	0.00	0.00	92290.00	0.00	0.00	0.00	1756873.00	1756873.00	
2	Admin. & Examination Building at 482 Acre		5798358.00	2963541.00	0.00	8772899.00	0.00	0.00	0.00			
3	Main Gate & Compound Wall		114917.00	0.00	0.00	114917.00	0.00	0.00	0.00	92290.00	92290.00	
4	New Civil work at University Campus		1767340.00	194088.00	0.00	1961428.00	0.00	0.00	0.00	5798358.00	5798358.00	
5	Cont. Of Arts & Fine Arts Building (New)		107784.00	0.00	0.00	107784.00	0.00	0.00	0.00	114917.00	114917.00	
6	Cont. Of Athletic Track & Stadium		131287.00	0.00	0.00	131287.00	0.00	0.00	0.00	1961428.00	1767340.00	
7	Cont. Of Humanities Faculties		495000.00	0.00	0.00	495000.00	0.00	0.00	0.00	107784.00	107784.00	
8	Cont. Of JSR Water Tank (482 Acre)		43619.00	0.00	0.00	43619.00	0.00	0.00	0.00	131287.00	131287.00	
9	Cont. Of Residential B.C.U.D./Registrar/C.O.E		49320.00	0.00	0.00	49320.00	0.00	0.00	0.00	495000.00	495000.00	
10	Cont. Of Residential for Class II		30456.00	0.00	0.00	30456.00	0.00	0.00	0.00	43619.00	43619.00	
11	Cont. Of Residential for Class III & IV		20583.00	0.00	0.00	20583.00	0.00	0.00	0.00	49320.00	49320.00	
12	Cont. Of Residential for Lecturer		30456.00	0.00	0.00	30456.00	0.00	0.00	0.00	30456.00	30456.00	
13	Cont. Of Social Science Faculty of Science Building		610002.00	0.00	0.00	610002.00	0.00	0.00	0.00	20583.00	20583.00	
14	Cont. Of Textiles Science Building		61443.00	0.00	0.00	61443.00	0.00	0.00	0.00	30456.00	30456.00	
15	Cont. Of Hon. V.C. Residency		18369.00	0.00	0.00	18369.00	0.00	0.00	0.00	610002.00	610002.00	
16	Cont. Of Compound Wall & Fencing		3262.00	0.00	0.00	3262.00	0.00	0.00	0.00	61443.00	61443.00	
17	Cont. Of Exam. Building		73341.00	0.00	0.00	73341.00	0.00	0.00	0.00	18369.00	18369.00	
18	Cont. Of Multipurpose Hall for Convocation		439788.00	0.00	0.00	439788.00	0.00	0.00	0.00	3262.00	3262.00	
20	Master Plan		288345.00	233606.00	0.00	521951.00	0.00	0.00	0.00	73341.00	73341.00	
21	Toilet Block		1213154.00	8445.00	0.00	1221599.00	0.00	0.00	0.00	439788.00	439788.00	
22	Interior Work of New Auditorium		48120.00	0.00	0.00	48120.00	0.00	0.00	0.00	439788.00	288345.00	
23	Const. of Electronic Building		408932.00	0.00	0.00	408932.00	0.00	0.00	0.00	1221599.00	1213154.00	
C) Buildings												
1	Old Building (Phy./ Chem./ Geo.)	2.50%	197040.00	0.00	0.00	197040.00	55260.63	3544.00	0.00	58904.63	138235.37	141779.37
2	Chemistry Building	2.50%	12346825.15	0.00	0.00	12346825.15	3339020.13	225195.00	0.00	3564215.13	8782610.02	9007805.02
3	Study Centre Guest House	2.50%	1087454.88	0.00	0.00	1087454.88	260813.85	20886.00	0.00	281479.85	805975.01	826641.01
4	Two Wheeler Stand & Watchman Qtr.	2.50%	212228.28	0.00	0.00	212228.28	59937.51	3807.00	0.00	63744.51	148483.77	152290.77
5	Study Center Building	2.50%	451495.00	0.00	0.00	451495.00	96753.21	8819.00	0.00	107672.21	343922.79	352741.79
6	Physics & Library Building	2.50%	28109350.00	0.00	0.00	28109350.00	8212034.81	497433.00	0.00	8709467.81	13399882.19	18897315.19
7	Compound Wall	2.50%	2403659.00	0.00	0.00	2403659.00	533831.81	46746.00	0.00	580577.81	1823081.19	1869827.19
8	Road Side Sodium Vapour Light	2.50%	1375074.00	0.00	0.00	1375074.00	225419.70	28741.00	0.00	254160.70	1120913.30	1149654.30
9	Water Tank	2.50%	395206.00	0.00	0.00	395206.00	55897.00	8488.00	0.00	64185.00	331021.00	339509.00
10	University Campus LAN	2.50%	1376171.00	0.00	0.00	1376171.00	168740.00	30186.00	0.00	198926.00	1177245.00	1207431.00
11	Gents Hostel	2.50%	297273.00	0.00	0.00	297273.00	41895.00	6364.00	0.00	48273.00	248994.00	25378.00
12	Mes-II Boys Hostel	2.50%	2799938.00	0.00	0.00	2799938.00	387497.00	60311.00	0.00	447808.00	2352130.00	2412441.00
13	Mes-I Boys Hostel	2.50%	2680942.00	0.00	0.00	2680942.00	374278.00	57667.00	0.00	431945.00	2248897.00	2306664.00
14	Rector Quarter for Boys Hostel	2.50%	1085473.00	0.00	0.00	1085473.00	152977.00	23312.00	0.00	176289.00	909184.00	932496.00
15	Convocation Stage	2.50%	1792576.00	0.00	0.00	1792576.00	252631.00	38499.00	0.00	291130.00	1501446.00	1539945.00
16	Canteen Building	2.50%	828797.00	0.00	0.00	828797.00	116800.00	17799.00	0.00	181472.00	694168.00	711967.00
17	Vehicle Parking near Chemistry Building	2.50%	2211290.00	0.00	0.00	2211290.00	139682.00	51790.00	0.00	2290233.00	2019818.00	2071608.00
18	Landscaping work at University Campus	2.50%	2703154.00	0.00	0.00	2703154.00	354197.00	58724.00	0.00	412921.00	2290233.00	2348957.00
19	Under Ground Cable Work	2.50%	138556.00	0.00	0.00	138556.00	22503.00	2901.00	0.00	25404.00	113152.00	116053.00
20	Geology Building	2.50%	213112.00	0.00	0.00	213112.00	13180.00	4998.00	0.00	18178.00	194934.00	199932.00
21	Ladies Hostel	2.50%	350000.00	0.00	0.00	350000.00	25599.00	8110.00	0.00	3709.00	316291.00	324401.00
22	Internal Road & Approach Road	2.50%	1277681.00	0.00	0.00	1277681.00	87749.00	29748.00	0.00	117497.00	1160184.00	1189932.00
23	Multi Complex Building (Computational Sciences)	2.50%	317195.00	0.00	0.00	317195.00	7930.00	7732.00	0.00	15662.00	301633.00	308265.00
24	New Electrification Works	2.50%	277500.00	1075152.78	0.00	1352652.78	6938.00	33643.00	0.00	40581.00	1312071.78	270582.00
D) Furniture												
1	Furniture & Equipments	5.00%	2525188.71	723592.45	386148.00	2558883.16	8949034.99	831980.00	0.00	9781014.99	15807618.17	16302153.72
2	Department Building Furniture	5.00%	408658.29	0.00	0.00	408658.29	198877.89	10489.00	0.00	209366.89	199291.40	209780.40
3	Medical Equipments (Chairs)	5.00%	140373.00	0.00	0.00	140373.00	27209.00	5658.00	0.00	32867.00	107506.00	113164.00
E) Equipments												
1	Convocation Dnyandard	5.00%	88720.00	0.00	0.00	88720.00	42203.44	2226.00	0.00	44429.44	42290.56	44516.56
2	Equipments	5.00%	6878865.00	2258065.25	16590.00	9118340.25	816800.00	415087.00	0.00	1231687.00	7886653.25	8050205.00
3	Scientific Equipments	5.00%	14153784.00	503174.18	1478588.00	13178380.18	5332399.58	392254.00	0.00	5725553.58	7452826.58	8820494.42
4	Reprographic Material	5.00%	61810.00	0.00	0.00	61810.00	30079.66	1587.00	0.00	31666.66	30143.34	31730.34
5	Mobile Hand Sets	10.00%	95533.00	0.00	0.00	95533.00	65429.87	3010.00	0.00	68439.87	27093.13	30103.13
6	Air Conditioner	10.00%	778751.00	0.00	0.00	778751.00	407098.10	37185.00	0.00	444293.10	334487.90	371652.90
7	Television	10.00%	81300.00	0.00	0.00	81300.00	0.00	8130.00	0.00	8130.00	73170.00	81300.00
8	Telephone & Fax	10.00%	4523.00	0.00	0.00	4523.00	3373.73	115.00	0.00	3488.73	1034.27	1149.27
9	Borewell	10.00%	93695.00	216381.00	0.00	310076.00	70137.34	23994.00	0.00	94131.34	215944.66	23557.66
10	Genset	10.00%	379258.00	0.00	0.00	379258.00	270524.60	10673.00	0.00	281397.60	97860.40	108733.40
11	External Water Supply System	10.00%	89445.00	0.00	0.00	89445.00	70938.60	2851.00	0.00	73789.60	25655.41	28506.41
F) Vehicles												
2	Tata Indigo Euro (DLS)	10.00%	351484.00	0.00	0.00	351484.00	203964.00	14752.00	0.00	218716.00	132768.00	147520.00
3	Tata Indigo CS Lx	10.00%	443154.00	0.00	0.00	443154.00	261929.00	18123.00	0.00	280552.00	163102.00	181225.00
4	Mahindra Tractor-Arjun Ultra	10.00%	913873.00	0.00	0.00	913873.00	520480.00	39339.00	0.00	559819.00	354054.00	393393.00
5	Mahindra Bolero A.C. & Non A.C.	10.00%	1319030.00	0.00	0.00	1319030.00	618043.00	70999.00	0.00	688142.00	630888.00	700987.00
6	Toyota Etios-D	10.00%	780858.00	0.00	0.00	780858.00	407377.00	37348.00	0.00	444725.00	339133.00	373481.00
7	Toyota Fortuner	10.00%	2788728.00	0.00	0.00	2788728.00	1133822.00	163491.00	0.00	1297313.00	1471415.00	1634906.00



*Pranj*  
**Director**  
**NAAC - IQAC**

*Pranj*  
**Finance & Accounts Officer**  
**Punyashlok Pimpri Chinchwad Education Trust**  
**Solapur University Solapur**



**Punyashlok Ahilyadevi Holkar Solapur University**

Solapur Pune Highway,  
At Post : Kegaon, Solapur

**Infrastructure for Persons with Disabilities**

Ledger Account

1-Apr-2019 to 31-Mar-2020

Date	Particulars	Vch Type	Vch No.	Debit	Page 1 Credit
17-6-2019	Cr National Association for the Blind, India -Payable <i>Being amount Credited Against Talking Books CD's =836 Qty</i>	Journal	593	41,800.00	
	Cr The Daisy Forum of India -Payable <i>Being amount Credited Against Registration Expenses</i>	Journal	594	5,000.00	
2-8-2019	Cr National Association for the Blind <i>Being Expenditure Made From Advance</i>	Journal	1029	510.00	
8-11-2019	Cr (as per details) Steelfab Corporation -Payable CGST SGST Round Off <i>Being amount Credited Against Wheel Chair Folding =10</i>	Purchase	748	48,120.00	
				56,782.00 Cr	
				4,330.80 Dr	
				4,330.80 Dr	
				0.40 Dr	
10-2-2020	Cr Dream Computer -Payable <i>Being amount Credited Against Modify design &amp; development of CMS website sus. ac.in</i>	Journal	3221	1,70,500.00	
2-3-2020	Cr National Association for the Blind <i>Being Expenditure Made From Advance</i>	Journal	3532	62,189.00	
31-3-2020	Cr CGST Dr (as per details) Books & Journals Furniture & Equipments Purchase of Software-Registrar Recurring Exps. for Persons with Disabilities Round Off <i>Being amount transfered to vairus budgets</i>	Journal Journal	4011 4022	8,661.60	
				1,03,989.00 Dr	
				56,782.00 Dr	
				1,70,500.00 Dr	
				5,510.00 Dr	
				0.40 Cr	
					3,36,780.60
				<b>3,36,780.60</b>	<b>3,36,780.60</b>

*V. G. D. H.*  
**Director**  
NAAC - IQAC



*[Signature]*  
**Finance & Accounts Officer**  
Punyashlok Ahilyadevi Holkar  
Solapur University Solapur



Punyashlok Ahilyadevi Holkar Solapur University

Solapur Pune Highway,  
At Post : Kegaon, Solapur

29


**Books & Journals**  
Ledger Account

1-Apr-2019 to 31-Mar-2020

Date	Particulars	Vch Type	Vch No.	Debit	Page 1 Credit
1-4-2019	Cr <b>Opening Balance</b>			<b>2,00,49,348.00</b>	
31-3-2020	Cr <b>Books &amp; Journals Health Centre</b> Journal <i>Being Books &amp; Journals Purchases from various schools transfered</i>		4008	34,67,237.00	
	Cr <b>Infrastructure for Persons with Disabilities</b> Journal <i>Being amount transfered to vairus budgets</i>		4022	<b>1,03,989.00</b>	
				2,36,20,574.00	
Dr	<b>Closing Balance</b>				2,36,20,574.00
				<b>2,36,20,574.00</b>	<b>2,36,20,574.00</b>

  
**Director**  
NAAC - IQAC



  
**Finance & Accounts Officer**  
Punyashlok Ahilyadevi Holkar  
Solapur University Solapur



30

**Punyashlok Ahilyadevi Holkar Solapur University**

Solapur Pune Highway,  
At Post : Kegaon, Solapur


**Furniture & Equipments**  
Ledger Account

1-Apr-2019 to 31-Mar-2020

Date	Particulars	Vch Type	Vch No.	Debit	Page 1 Credit
1-4-2019	Cr <b>Opening Balance</b>			<b>2,55,88,633.16</b>	
31-3-2020	Cr <b>Purchase of Furniture &amp; Equipment - Exam.</b> Journal <i>Being Furniture &amp; Equipment Purchases from various departments transfered</i>		4013	6,18,237.24	
	Cr <b>School of Commerce &amp; Management</b> Journal <i>Being Purchases exps. of School of Commerce &amp; Management transfered</i>		4015	75,000.00	
	Cr <b>School of Earth Sciences</b> Journal <i>Being Purchases exps. of School of Earth Science transfered</i>		4016	1,43,948.00	
	Cr <b>School of Language &amp; Literature</b> Journal <i>Being Purchases exps. of School of Language &amp; Literature transfered</i>		4017	1,63,591.00	
	Cr <b>School of Physical Sciences</b> Journal <i>Being Purchases exps. of School of Physical Sciences transfered</i>		4018	16,598.00	
	Cr <b>School of Social Sciences</b> Journal <i>Being Purchases exps. of School of Social Sciences transfered</i>		4019	4,73,019.00	
	Cr <b>Infrastructure for Persons with Disabilities</b> Journal <i>Being amount transfered to vairus budgets</i>		4022	56,782.00	
	Cr <b>Sport Section- Development Exps.</b> Journal <i>Being amount transfered to vairus budgets</i>		4023	4,500.00	
	Cr <b>Purchase of Equipments-F.A.O.</b> Journal <i>Being amount transfered to vairus budgets</i>		4024	11,240.00	
	Cr <b>Purchase of Equipments- Registrar Office</b> Journal <i>Being amount transfered to vairus budgets</i>		4025	6,47,846.27	
	Cr <b>Purchase of Library Furniture</b> Journal <i>Being amount transfered to vairus budgets</i>		4026	2,58,034.10	
				<hr/>	
	Dr <b>Closing Balance</b>			2,80,57,428.77	
					<hr/>
				<b>2,80,57,428.77</b>	<b>2,80,57,428.77</b>

  
**Director**  
NAAC - IQAC



  
**Finance & Accounts Officer**  
Punyashlok Ahilyadevi Holkar  
Solapur University Solapur



31

**Punyashlok Ahilyadevi Holkar Solapur University**

Solapur Pune Highway,  
At Post : Kegaon, Solapur

**Purchase of Software-Registrar**  
Ledger Account

1-Apr-2019 to 31-Mar-2020

Date	Particulars	Vch Type	Vch No.	Debit	Page 1 Credit
31-7-2019	Cr <b>Analytica Business Solution -Payable</b> <i>Being amount credited against Web Application Development with Server Hosting Software (Stat.Department)</i>	<b>Purchase</b>	348	2,47,456.00	
31-3-2020	Cr <b>CGST</b> <i>Being CGST &amp; SGST amount Transferred to Verious Budget Heads</i>	<b>Journal</b>	4010	44,542.08	
	Cr <b>Infrastructure for Persons with Disabilities</b> <i>Being amount transferred to vairus budgets</i>	<b>Journal</b>	4022	1,70,500.00	
				4,62,498.08	
Dr	<b>Closing Balance</b>				4,62,498.08
				<b>4,62,498.08</b>	<b>4,62,498.08</b>

  
**Director**  
NAAC - IQAC



  
**Finance & Accounts Officer**  
Punyashlok Ahilyadevi Holkar  
Solapur University Solapur



Punyashlok Ahilyadevi Holkar Solapur University

Schedule No. 5 : Fixed Assets and Depreciation

2019-20

DEPRECIATION CHART FOR THE YEAR ENDED 31.03.2020

Sr. No.	Particulars	Rate of Dep. (%)	GROSS BLOCK				DEPRECIATION OF THE BLOCK				NET BLOCK		
			Original Cost	Additions during year General Additions	Adj / Trf. During year	Total Cost as on 31.03.2020	Upto 31.03.2019	Depreciation for year	Adj / Trf. During year	Depreciation up to 31.03.2020	WDV As on 31.03.2020	WDV As on 31.03.2019	
1	Fixed Assets From Central Government-UGC												
1	Campus Development	10.00%	34,58,750	0	0	34,58,750	11,94,035	2,26,472	0	14,20,507	20,38,243	22,64,715	
2	Const. of Compound Wall (Campus Development)	2.50%	26,50,655	0	0	26,50,655	1,30,876	82,994	0	1,93,870	24,56,785	25,19,779	
3	Development of ICT	20.00%	70,07,850	0	0	70,07,850	43,03,319	5,40,908	0	48,44,225	21,63,625	27,04,531	
4	Health Care	10.00%	4,99,320	0	0	4,99,320	1,51,932	34,739	0	1,86,671	3,12,649	3,47,388	
5	Laboratory Equipment & Infrastructure	10.00%	1,35,08,985	14,44,920	0	1,49,53,905	42,92,872	10,66,103	0	53,59,975	65,94,930	92,16,113	
6	Student Amenities including Hostels	10.00%	40,28,074	22,854	0	40,50,928	12,14,645	2,83,628	0	14,98,273	25,52,655	28,13,429	
7	Books & Journals-UGC	10.00%	9,23,386	76,883	0	10,00,269	2,79,716	72,055	0	3,51,771	6,48,498	6,43,670	
8	Day Care Centers	10.00%	1,78,493	0	0	1,78,493	48,371	13,012	0	61,383	1,17,110	1,30,122	
9	Establishment of Career & Counseling	10.00%	69,893	0	0	69,893	18,940	5,095	0	24,035	45,858	50,953	
10	Construction Or Renovation of Building	2.50%	1,67,35,464	1,65,822	0	1,69,01,286	4,16,387	4,12,072	0	8,30,459	1,60,70,827	1,63,17,077	
11	Basic Facilities for Woman	10.00%	21,384	0	0	21,384	0	2,138	0	2,138	19,246	21,384	
12	Innovation Research Activities-UGC	5.00%	3,50,693	1,38,000	0	4,88,693	0	24,435	0	24,435	4,64,258	3,50,693	
13	Development of Sports Infrastructure & Equipment	5.00%	6,11,303	0	0	6,11,303	0	30,565	0	30,565	5,80,738	6,11,303	
14	Cont. Of Ground Storage Reservoir	2.50%	79,91,020	0	0	79,91,020	3,95,776	1,89,881	0	5,85,657	74,05,363	75,95,244	
15	Const. of Compound Wall (Extension)-UGC	2.50%	1,23,09,164	0	0	1,23,09,164	0	3,07,729	0	3,07,729	1,20,01,435	1,23,09,164	
16	Cont. Of VIP Guest House	0	1,90,000	0	0	1,90,000	0	0	0	0	1,90,000	1,90,000	
17	Cont. Of VIP Guest House part 2	0	2,12,922	0	0	2,12,922	0	0	0	0	2,12,922	2,12,922	
	<b>Total Rs. (1)</b>		<b>7,07,47,356</b>	<b>18,48,479</b>	<b>0</b>	<b>7,25,95,835</b>	<b>1,24,48,869</b>	<b>32,71,824</b>	<b>0</b>	<b>1,57,20,693</b>	<b>5,68,75,142</b>	<b>5,82,98,487</b>	
2	Fixed Assets From Government of Maharashtra												
1	Expenditure from Development Grant												
1	Computerization of Exam. Section from GOM	20.00%	2,40,000	0	0	2,40,000	1,61,357	15,729	0	1,77,086	62,914	78,643	
2	Computer & Printers from GOM	20.00%	21,21,772	0	0	21,21,772	14,26,510	1,39,052	0	15,05,562	5,98,210	6,95,262	
3	Furniture & Equipments from GOM	5.00%	10,44,140	0	0	10,44,140	2,38,205	40,397	0	2,76,802	7,67,538	8,07,935	
4	Tata -407	10.00%	5,34,483	0	0	5,34,483	4,30,666	9,782	0	4,46,448	88,035	97,817	
5	Internal Road	5.00%	62,09,069	0	0	62,09,069	18,99,362	2,16,985	0	20,86,347	41,22,722	43,39,707	
6	Compound Wall from GOM	2.50%	10,00,000	0	0	10,00,000	1,18,904	22,027	0	1,40,931	8,58,069	8,81,096	
7	Arts & Language Building	2.50%	4,04,85,922	1,69,015	0	4,06,54,937	65,01,558	8,64,084	0	73,55,642	3,33,09,295	3,39,94,364	
8	Arts & Language Building 1st floor	2.50%	55,65,888	0	0	55,65,888	9,03,948	1,16,549	0	10,20,497	45,45,391	46,61,940	
9	Girls Hostel	2.50%	1,59,21,442	47,731	0	1,59,69,173	25,67,885	3,35,033	0	29,02,898	1,30,66,275	1,33,53,577	
10	Guest House	2.50%	91,64,801	9,625	0	91,74,426	14,85,019	1,92,235	0	16,77,254	74,97,172	76,79,782	
11	Multi Complex Building (Computational Sciences)	2.50%	1,79,25,157	64,562	0	1,79,89,719	28,87,924	3,77,495	0	32,65,419	1,47,22,300	1,50,35,233	
12	Instrument Building	2.50%	23,86,161	0	0	23,86,161	3,83,955	49,555	0	4,33,510	19,32,651	19,82,206	
13	Geology / Earth Science Building	2.50%	2,15,73,697	18,812	0	2,15,73,697	34,81,534	4,52,304	0	39,33,838	1,76,39,659	1,80,73,251	
14	Scientific Instrument (at INST Centre)	10.00%	2,98,69,361	0	0	2,98,69,361	1,59,95,576	13,87,378	0	1,73,82,654	1,24,86,407	1,38,73,785	
15	Purchase of Furniture	5.00%	1,00,00,648	7,10,948	0	1,07,11,596	21,96,099	4,25,775	0	26,21,874	80,89,722	78,04,549	
16	Renovation & Furniture of V.C. office & Meeting Hall	5.00%	15,00,000	17,735	0	15,17,735	6,00,362	35,869	0	6,36,231	6,81,504	6,99,638	
17	Computer/ Laptop Par. From A.I.S. Or H.E.	20.00%	47,800	0	0	47,800	32,137	3,133	0	35,270	12,530	15,663	
18	Land-Hiraj	0	9,22,49,025	0	0	9,22,49,025	0	0	0	0	9,22,49,025	9,22,49,025	
	<b>Total Rs. (A)</b>		<b>25,78,08,454</b>	<b>10,38,628</b>	<b>0</b>	<b>25,88,46,982</b>	<b>4,14,84,980</b>	<b>46,73,382</b>	<b>0</b>	<b>4,61,58,362</b>	<b>21,26,88,619</b>	<b>21,63,23,473</b>	
2	Expenditure from Rusa Infrastructure grant												
1	Books & Journals	10.00%	1,81,95,552	0	0	1,81,95,552	36,35,879	14,55,967	0	50,91,846	1,31,03,706	1,45,59,673	
2	Computers, Softwares & Printers	20.00%	1,74,81,033	1,95,000	0	1,76,86,033	85,35,624	18,30,082	0	1,03,65,706	73,20,327	89,55,409	
3	Equipments	10.00%	3,73,28,217	12,91,600	0	3,86,17,817	66,13,333	32,00,448	0	98,13,781	2,88,04,036	3,07,12,884	
4	Water Supply Line in University Campus	2.50%	7,42,423	0	0	7,42,423	38,658	17,644	0	54,302	6,88,121	7,05,705	
5	Renovation & Up gradation Solar Generation Plant	5.00%	68,15,944	3,03,018	0	71,18,962	3,40,797	3,38,908	0	6,79,705	64,30,257	64,75,147	
6	Repairs of Library Building	2.50%	17,54,585	4,49,943	0	22,04,528	0	55,113	0	55,113	21,49,415	17,54,585	
7	Repairs of School of Chem. Building	2.50%	17,05,094	8,944	0	17,13,588	0	42,840	0	42,840	16,70,748	17,05,094	
8	Repairs of School of Computer Science Building	2.50%	9,69,276	0	0	9,69,276	0	24,232	0	24,232	9,45,044	9,69,276	
9	Repairs of School of Phy. Building	2.50%	15,16,589	1,31,543	0	16,48,132	0	41,203	0	41,203	16,06,929	15,16,589	
10	Up gradation of Auditorium -Rusa	2.50%	41,509	6,90,022	0	6,41,531	0	16,038	0	16,038	6,25,493	41,509	
11	Furniture of Work Station	5.00%	58,51,688	0	0	58,51,688	2,92,584	2,77,955	0	5,70,539	52,81,147	55,59,102	
12	Renovation of Laboratories- Chem.	5.00%	30,156	62,90,364	0	62,90,520	0	3,14,526	0	3,14,526	69,75,994	30,156	
13	Krushji Parvati From Rusa Grant	10.00%	1,09,997	14,050	0	1,24,017	0	12,402	0	12,402	1,11,615	1,09,997	
14	Renovation/ Up gradation	2.50%	0	46,50,877	0	46,50,877	0	1,16,272	0	1,16,272	45,34,605	46,50,877	
15	Up-Gradation of Archaeology Museum	10.00%	0	11,79,200	0	11,79,200	0	1,17,920	0	1,17,920	10,61,280	11,79,200	
16	Equipments From RUSA Grant Interest (Mobile)	15.00%	0	30,500	0	30,500	0	4,575	0	4,575	25,925	30,500	
17	Equipments From RUSA Research Innovative Hub	10.00%	0	2,54,635	0	2,54,635	0	25,464	0	25,464	2,29,171	2,54,635	
	<b>Total Rs. (B)</b>		<b>9,25,50,031</b>	<b>1,53,69,246</b>	<b>0</b>	<b>10,79,19,277</b>	<b>1,94,54,876</b>	<b>78,91,589</b>	<b>0</b>	<b>2,73,46,464</b>	<b>8,05,72,813</b>	<b>7,30,95,156</b>	
	<b>Total Rs. (A+B)</b>		<b>35,03,88,484</b>	<b>1,64,07,774</b>	<b>0</b>	<b>36,07,66,258</b>	<b>6,09,39,856</b>	<b>1,25,64,971</b>	<b>0</b>	<b>7,35,04,826</b>	<b>29,32,61,432</b>	<b>28,94,18,629</b>	



Director  
NAAC - IQAC



Finance & Accounts Officer  
Punyashlok Ahilyadevi Holkar  
Solapur University Solapur





2019-20

3 Fixed Assets From University Fund												
A) Lands												
1	Land-Kegaon		2,25,000	0	0	2,25,000	0	0	0	0	2,25,000	2,25,000
2	Land - Study Center		5,11,354	0	0	5,11,354	0	0	0	0	5,11,354	5,11,354
3	Development of Ground (Including Ashwamedh)		29,39,811	0	0	29,39,811	0	0	0	0	29,39,811	29,39,811
4	Tree Plantation		17,56,873	1,72,275	0	19,29,148	0	0	0	0	19,29,148	17,56,873
B) Work in Progress												
1	Development of Newly Acquired Campus		92,290	0	0	92,290	0	0	0	0	92,290	92,290
2	Admin & Examination Building at 452 Acre		87,26,899	23,69,050	0	1,10,95,959	0	0	0	0	1,10,95,959	87,26,899
3	Main Gate & Compound Wall		1,14,917	0	0	1,14,917	0	0	0	0	1,14,917	1,14,917
4	New Civil work at University Campus		19,61,428	0	0	19,61,428	0	0	0	0	19,61,428	19,61,428
5	Cont. Of Arts & Fine Arts Building (New)		1,07,784	13,193	0	1,20,977	0	0	0	0	1,20,977	1,07,784
6	Cont. Of Athletic Track & Stadium		1,31,287	16,070	0	1,47,357	0	0	0	0	1,47,357	1,31,287
7	Cont. Of Humanities Faculties		4,95,000	60,586	0	5,55,586	0	0	0	0	5,55,586	4,95,000
8	Cont. Of JSR Water Tank (482 Acre)		43,619	5,339	0	48,958	0	0	0	0	48,958	43,619
9	Cont. Of Residential B.C.U.D./ Registrar/ C.O.E		49,320	6,037	0	55,357	0	0	0	0	55,357	49,320
10	Cont. Of Residential for Class II		30,456	3,728	0	34,184	0	0	0	0	34,184	30,456
11	Cont. Of Residential for Class III & IV		20,583	2,519	0	23,102	0	0	0	0	23,102	20,583
12	Cont. Of Residential for Lecturer		30,456	3,728	0	34,184	0	0	0	0	34,184	30,456
13	Cont. Of Social Science Faculty of Science Building		6,10,002	74,954	0	6,84,956	0	0	0	0	6,84,956	6,10,002
14	Cont. Of Textile Science Building		61,443	7,521	0	68,964	0	0	0	0	68,964	61,443
15	Cont. Of Hon. V.C. Residency		18,369	2,248	0	20,617	0	0	0	0	20,617	18,369
16	Cont. Of Compound Wall & Fencing		3,262	399	0	3,661	0	0	0	0	3,661	3,262
17	Cont. Of Exam. Building		73,341	8,977	0	82,318	0	0	0	0	82,318	73,341
18	Construction of Health Centre Building		0	3,26,073	0	3,26,073	0	0	0	0	3,26,073	0
19	Cont. Of Multipurpose Hall for Convocation		4,39,788	0	0	4,39,788	0	0	0	0	4,39,788	4,39,788
20	Master Plan		5,21,951	13,381	0	5,35,332	0	0	0	0	5,35,332	5,21,951
21	Interior Work of New Auditorium		48,120	0	0	48,120	0	0	0	0	48,120	48,120
22	Const. of Electronic Building		4,08,932	0	0	4,08,932	0	0	0	0	4,08,932	4,08,932
C) Buildings												
1	Old Building (Phy./ Chem./ Geo.)	2.50%	1,97,040	0	0	1,97,040	58,895	3,456	0	62,261	1,34,779	1,38,235
2	Chemistry Building	2.50%	1,23,49,825	3,812	0	1,23,50,637	35,64,215	2,19,661	0	37,83,876	85,66,761	87,82,610
3	Study Centre Guest House	2.50%	10,87,455	0	0	10,87,455	2,81,480	20,149	0	3,01,629	7,85,826	8,05,975
4	Two Wheeler Stand & Watchman Qtr	2.50%	2,12,228	0	0	2,12,228	64,185	8,276	0	67,457	1,44,772	1,48,494
5	Study Center Building	2.50%	4,51,495	6,245	0	4,57,740	1,07,572	8,754	0	1,10,326	3,41,414	3,43,923
6	Physics & Library Building	2.50%	2,81,09,350	11,412	0	2,81,20,762	87,09,468	4,85,282	0	91,94,750	1,89,26,012	1,83,99,882
7	Compound Wall	2.50%	24,03,659	199	0	24,03,858	5,80,576	45,582	0	6,26,160	17,77,689	18,23,081
8	Road Side Sodium Vapor Light	2.50%	13,75,074	0	0	13,75,074	2,54,161	28,023	0	2,82,184	10,92,890	11,20,913
9	Water Tank	2.50%	3,95,206	0	0	3,95,206	64,185	8,276	0	72,461	3,22,745	3,31,021
10	University Campus LAN	2.50%	13,76,171	0	0	13,76,171	1,98,920	29,431	0	2,28,357	11,47,814	11,77,245
11	Gents Hostel	2.50%	2,97,273	0	0	2,97,273	48,279	6,225	0	54,504	2,42,769	2,48,994
12	Mes-I Boys Hostel	2.50%	27,99,938	0	0	27,99,938	4,47,808	58,033	0	5,06,611	22,93,327	23,52,130
13	Mes-II Boys Hostel	2.50%	26,80,942	0	0	26,80,942	4,31,945	56,225	0	4,88,170	21,92,772	22,48,997
14	Rector Quarter for Boys Hostel	2.50%	10,85,473	0	0	10,85,473	1,76,289	22,730	0	1,99,019	8,86,454	9,09,184
15	Convocation Stage	2.50%	17,92,576	0	0	17,92,576	2,81,130	37,536	0	3,28,666	14,63,910	15,01,446
16	Canteen Building	2.50%	8,28,767	0	0	8,28,767	1,34,599	17,354	0	1,51,953	6,76,814	6,94,168
17	Vehicle Parking near Chemistry Building	2.50%	22,11,290	0	0	22,11,290	1,81,472	50,495	0	2,41,967	19,69,323	20,19,818
18	Landscape work at University Campus	2.50%	27,03,154	0	0	27,03,154	4,12,921	57,256	0	4,70,177	22,32,977	22,90,233
19	Under Ground Cable Work	2.50%	1,38,556	0	0	1,38,556	25,404	2,829	0	28,233	1,10,323	1,13,152
20	Geology Building	2.50%	2,13,112	0	0	2,13,112	18,178	4,873	0	23,051	1,90,061	1,94,934
21	Ladies Hostel	2.50%	3,50,000	0	0	3,50,000	33,709	7,907	0	41,616	3,08,384	3,18,291
22	Internal Road & Approach Road	2.50%	12,77,681	31,200	0	13,08,881	1,17,497	29,785	0	1,47,282	11,61,589	11,60,184
23	Multi Complex Building (Computational Sciences)	2.50%	3,17,195	0	0	3,17,195	15,662	7,538	0	23,200	2,93,995	3,01,533
24	New Electrification Works	2.50%	13,52,653	22,32,023	0	35,84,676	40,581	88,802	0	1,29,183	34,55,493	35,12,072
25	Toilet Block	2.50%	12,21,599	0	0	12,21,599	0	30,540	0	30,540	11,91,059	12,21,599
D) Furniture												
1	Furniture & Equipments	5.00%	2,55,89,633	24,68,796	0	2,80,57,429	97,81,015	9,13,821	0	1,06,94,836	1,73,62,593	1,56,07,618
2	Department Building Furniture	5.00%	4,08,658	0	0	4,08,658	2,09,387	9,965	0	2,19,332	1,89,326	1,99,291
3	Medical Equipments (Chairs)	5.00%	1,40,373	0	0	1,40,373	32,867	5,375	0	38,242	1,02,131	1,07,506
	Aluminum Partition	5.00%	0	1,29,396	0	1,29,396	0	6,470	0	6,470	1,22,926	0
E) Equipments												
1	Convocation Dryandand	5.00%	86,720	0	0	86,720	44,429	2,115	0	46,544	40,176	42,291
2	Equipments	5.00%	91,18,340	72,800	0	91,91,140	12,31,687	3,97,973	0	16,29,660	75,61,480	78,88,653
3	Equipments for Sports Section- Knads Mahostav	5.00%	0	17,92,447	0	17,92,447	0	89,672	0	89,672	17,03,775	0
4	Scientific Equipments	5.00%	1,31,78,389	5,04,557	0	1,36,82,937	57,25,554	3,97,869	0	61,23,423	75,59,515	74,52,827
5	Reprographic Material	5.00%	61,810	0	0	61,810	31,687	1,507	0	33,174	28,636	30,143
6	Mobile Hand Sets	10.00%	95,533	0	0	95,533	98,440	2,709	0	71,149	24,384	27,093
7	Air Conditioner	10.00%	7,78,751	47,350	0	8,26,101	4,44,263	39,184	0	4,82,447	3,43,654	3,34,488
8	Television	10.00%	81,300	0	0	81,300	8,130	7,317	0	15,447	65,853	73,170
9	Telephone & Fax	10.00%	4,523	0	0	4,523	3,499	103	0	3,592	931	1,034
10	Bore well	10.00%	3,10,076	0	0	3,10,076	94,131	21,594	0	1,15,725	1,94,351	2,15,945
11	Genset	10.00%	3,79,258	0	0	3,79,258	2,81,388	9,796	0	2,91,184	88,074	97,880
12	External Water Supply System	10.00%	99,445	0	0	99,445	73,780	2,596	0	76,356	23,089	25,855
13	C.C TV for Library	10.00%	0	65,500	0	65,500	0	6,550	0	6,550	58,950	0

Director  
NAAC - IQAC



Finance & Accounts Officer  
Punyashlok Ahilyadevi Holkar  
Solapur University Solapur





F)	Vehicle											
1	Tata Indigo Euro (DLS)	10.00%	3,51,484	0	0	3,51,484	2,18,716	13,277	0	2,31,993	1,19,491	1,32,788
2	Tata Indigo CS Lx	10.00%	4,43,154	0	0	4,43,154	2,80,052	18,310	0	2,66,362	1,46,792	1,83,102
3	Mahindra Tractor-Arjun Ultra	10.00%	8,13,873	0	0	8,13,873	5,59,819	35,405	0	5,05,224	3,18,649	3,64,064
4	Mahindra Bolero A.C. & Non A.C.	10.00%	13,19,030	0	0	13,19,030	6,88,142	63,089	0	7,51,231	5,67,799	6,30,888
5	Toyota Etios-D	10.00%	7,80,858	0	0	7,80,858	4,44,725	33,613	0	4,78,338	3,02,520	3,36,133
6	Toyota Fortuner	10.00%	27,88,728	0	0	27,88,728	12,97,313	1,47,142	0	14,44,455	13,24,273	14,71,415
7	Toyota Innova	10.00%	13,05,249	0	0	13,05,249	4,48,112	85,714	0	5,33,826	7,71,423	8,57,137
8	Maruti Suzuki Swift Dzire	10.00%	7,29,491	0	0	7,29,491	2,50,597	47,889	0	2,98,466	4,31,005	4,78,894
9	Force Travelex	10.00%	8,01,745	0	0	8,01,745	2,75,720	52,603	0	3,28,323	4,73,422	5,28,025
10	Force Trax	10.00%	5,72,855	0	0	5,72,855	1,97,005	37,585	0	2,34,580	3,38,285	3,75,850
11	Mahindra Bolero Sle	10.00%	6,71,190	0	0	6,71,190	1,81,892	48,930	0	2,30,822	4,40,368	4,89,298
12	Maruti Suzuki Ciaz Vdi	10.00%	8,91,163	0	0	8,91,163	2,41,595	84,966	0	3,06,471	5,84,892	6,49,658
G)	Books & Journals	10.00%	2,00,49,348	35,71,228	0	2,36,20,574	1,03,88,685	13,23,192	0	1,17,11,847	1,19,08,727	96,60,693
H)	Computers											
1	Computerization of Exam.	20.00%	17,78,152	0	0	17,78,152	13,04,654	94,700	0	13,99,354	3,78,796	4,73,498
2	Computerization of Finance Section	20.00%	1,50,191	0	0	1,50,191	93,406	11,357	0	1,04,753	45,428	56,785
3	Computerization of Library	20.00%	4,25,289	4,77,332	0	9,02,601	2,28,135	1,34,893	0	3,63,028	5,39,573	1,97,134
4	Software- Social Science	20.00%	2,79,118	0	0	2,79,118	1,67,657	16,292	0	2,05,949	73,160	91,461
5	Computer OS Operating System Software Etc.	20.00%	11,50,203	4,25,331	0	15,75,534	5,61,299	2,02,847	0	7,64,148	8,11,368	5,88,804
6	CST Studio Suit Software-Pty. Sciences	20.00%	2,88,226	0	0	2,88,226	1,29,915	27,262	0	1,57,180	1,09,046	1,38,308
7	Computer & Printers	20.00%	1,46,84,948	16,94,021	0	1,63,78,969	1,25,22,567	8,31,280	0	1,33,53,847	33,25,122	21,62,382
	Purchase of Software-Registrar	20.00%	0	4,62,498	0	4,62,498	0	92,500	0	92,500	3,60,998	0
	Total Rs. (3)		18,73,14,073	1,73,82,935	0	20,46,97,008	6,47,98,722	66,27,446	0	7,14,26,168	13,32,70,840	12,25,15,381
	GRANDTOTAL Rs.		60,84,19,914	3,56,39,188	0	64,40,59,101	13,81,87,446	2,24,64,241	0	16,06,51,687	48,34,07,414	47,02,32,467

*Handwritten signature*  
**Director**  
**NAAC - IQAC**



*Handwritten signature*  
**Finance & Accounts Officer**  
**Punyashlok Ahilyadevi Holkar**  
**Solapur University Solapur**





Punyashlok Ahilyadevi Holkar Solapur University

Solapur Pune Highway,  
At Post : Kegaon, Solapur

34

**Recurring Exps. for Persons with Disabilities**


Ledger Account

1-Apr-2019 to 31-Mar-2020


Date	Particulars	Vch Type	Vch No.	Debit	Page 1 Credit
31-3-2020	Cr Infrastructure for Persons with Disabilities Being amount transfered to vairus budgets	Journal	4022	5,510.00	
	Dr Closing Balance			5,510.00	5,510.00
				<b>5,510.00</b>	<b>5,510.00</b>

  
Director  
NAAC - IQAC



  
Finance & Accounts Officer  
Punyashlok Ahilyadevi Holkar  
Solapur University Solapur





**Punyashlok Ahilyadevi Holkar Solapur University**  
Schedule No. : 12      **EXPENSES**

Sr.	Particulars	Year 2019-2020		Year 2018-2019	
		Amount Rs.	Amount Rs.	Amount Rs.	Amount Rs.
	<b>Recurring Exps. for Persons with Disabilities</b>	5,510		0	
	Servicing & Maintenance of Computer & Printers -R	2,04,996		1,52,298	
	Servicing & Maintenance of Copier	1,11,450		83,043	
	T.A.D.A. to Officers & Other Staff	5,12,868		5,05,809	
	<b>Elections Expenditure for the Authorities and Bodies</b>	<b>1,576</b>		<b>43,574</b>	
	Miscellaneous - Election	1,576		0	
	Printing and Stationary - Election	0		42,350	
	Publication of Notice of Election & Notification in	0		1,224	
	<b>Engg. Section</b>	<b>1,72,96,509</b>		<b>1,32,94,817</b>	
	<b>Fuel Expenses</b>				
	Generator	65,703		86,595	
	Hon. V.C. Car Fuel Expenses	2,37,800		1,97,775	
	Other Vehicle Fuel Expenses	10,55,576		11,67,731	
	<b>Maintenance/ Repairs &amp; Other Vehicle Expenses</b>				
	Generator Maintenance Expenses	9,700		31,865	
	Hon. V.C. Car Maintenance Expenses	2,38,554		91,884	
	Other Vehicle Maintenance Expenses	4,69,660		4,69,466	
	Building Maintenance & Coloring	32,17,314		10,05,275	
	Committee Meeting Expenses	34,849		150	
	Development Charges for SMC	0		1,36,000	
	Electricity Charges	34,24,389		30,41,320	
	Insurance for Building Equipments & Vehicles	4,44,614		3,01,838	
	Maintenance & Purchase of Carpenter R. Material	3,01,292		57,638	
	Main. & Purchase of Computer Peripherals/ Tele. Mai	76,470		84,956	
	Maintenance & Purchase of Plumbing R. Material	5,43,442		1,30,514	
	Maintenance of Electrical System & Elec Appliances	6,20,738		3,13,726	
	Maint.of Garden & Purch.of Material Input ( Garden)	2,12,861		1,55,005	
	Miscellaneoun-Engg.	74,580		59,200	
	Miscellaneous for Vehicle	1,52,628		1,39,370	
	Photocopy Charges/ Blue Print/ Printing Exp - Engg.	0		4,198	
	Purchase of Tyers for Vehicle	89,400		2,35,145	
	Revenue and Corporation Taxes	43,35,288		44,46,016	
	RTO Passing/Renewal/Puc/Permit/Envi.Tax & Other Tax	25,312		27,392	
	Telephone Charges	4,51,485		4,31,607	
	University Campus LAN- Recurring	10,39,467		4,82,836	
	Water Charges	1,75,387		1,97,316	
	<b>Establishment Section</b>	<b>2,97,27,853</b>		<b>2,07,22,021</b>	
	Conference/ Seminar TA/DA for Adm. Staff & U. Teach	2,24,076		62,291	
	Enquiry Expenses-EST	3,27,141		0	
	Foundation Day & Other Functions	7,55,180		10,39,262	
	Hon. to Mansevi Staff	7,77,310		7,35,505	
	Liveries Uniforms to Staff ( Class IV )	1,49,977		86,385	
	Orientation Programme for Adm. Staff	0		39,484	
	Overtime Charges	3,06,110		4,11,295	
	Photocopy Charges - Establishment Sec.	0		320	
	Recruitment Expenses	1,71,252		2,78,166	
	Security & Other Services	2,70,16,807		1,80,69,313	

*(Signature)*  
**Director**  
**NAAC - IQAC**



*(Signature)*  
**Finance & Accounts Officer**  
**Punyashlok Ahilyadevi Holkar**  
**Solapur University Solapur**