



पुण्यश्लोकअहिल्यादेवी होळकर सोलापूर विद्यापीठ, सोलापूर
Punyashlok Ahilyadevi Holkar Solapur University, Solapur

केगाव, सोलापूर- ४१३ २५५, महाराष्ट्र (भारत)

दुरध्वनी क्र. ०२१७-२७४४७०/७१/७२/७३/७४ (११ लाईन्स), फॅक्स : ०२१७-२३५१३००,

संकेतस्थळ: <http://su.digitaluniversity.ac.in> ई-मेल: bcudnaaciqac@sus.ac.in विस्तारितक्र.: २०५





IQAC Section


External AAA Evaluation Report

21 JUN 2021

Sr. No.	Name of School	Marks allotted	Grade
1.	School of Social Sciences	76	A
2.	School of Physical Sciences	80	A
3.	School of Chemical Sciences	72	A
4.	School of Computational Sciences	69	B
5.	School of Earth Sciences	63	B
6.	School of Commerce and Management	17	-


Prof. Dr. V. B. Patil
IQAC Director


Prof. Dr. V. B. Ghute
Ag. Registrar


Dr. Mrunalini Fadnavis
Hon'ble Vice-Chancellor

Punyashlok Ahilyadevi Holkar Solapur University, Solapur
Academic and Administrative Audit

Marking System

School: *Commerce and management*

Date:

Description		Max. Marks	Marks allotted
1. Number of Applications and student ratio			
1	Greater than 4 : 1	5	2
2	Less than 4 : 1	4	
3	Less than 3 : 1	3	
4	Less than 2 : 1	2	
5	Less than 1 : 1	1	
2. Intake capacity and Admission Ratio			
1	101 % and above	5	3
2	81% - 100%	4	
3	61% - 80%	3	
4	41% - 60%	2	
5	21% - 40%	1	
6	Below 20%	0	
3. Teacher Student Ratio			
1	1:16	5	3
2	1:24	4	
3	1:32	3	
4	1:40	2	
5	1:48	1	
6	1:56 & above	0	
4. Number of Ph.D. Awarded During the Year 2015-2018			
1	5 and above	8	00
2	4	5	
3	3	4	
4	2	3	
5	1	2	
6	Nil	0	
5. COC/Bridge Courses			
1	Offered	3	3
2	Not Offered	0	
6. Research Projects During the Year 2015-2018			
1	5 and above	5	00
2	4	4	
3	3	3	
4	2	2	
6	1	1	
7. Books Available in Department/School Library			
1	Books Available	3	00
2	Not available	0	
8. Computer & Students Ratio (Department wise)			
1	1:1	5	1
2	1:2	3	
3	Below 1:2	1	



9. Success Ratio of PG Students			
1	Above 90 %	8	00
2	Between 81%-90%	5	
3	Between 71%-80%	4	
4	Between 61%-70%	3	
5	Between 51%-60%	2	
6	Below 50%	0	
10. Infrastructure in terms of Labs and Museum etc.			
1	Yes	3	3
2	No	0	
11. Numbers of seminars/conference/workshop organized between 2015-2018 (Max 5 points)			
1	International Level Conference	5 X	00
2	National Level Conference	3 X	
3	State or Regional Level Conference	1 X	
12. Keynote Addresses/Invited Talks/Session Chairs in National/International events by faculty during the year: 2015-18			
1	5 & Above	5	00
2	Between 3 to 4	4	
3	Between 1 to 2	2	
4	0	0	
13. Awards/Recognition during 2015-2018			
1	Received	3	00
2	Not Received	0	
14. Numbers of Publications (by all faculty) during 2015-2018			
(A) Paper Presented			
1	15 & above	5	00
2	Below 10-15	3	
3	Below 5-10	2	
4	Below 5	0	
(B) Peer-reviewed Journal-Articles (with ISSN No.)			
1	Above 20	10	00
2	Between 19-20	9	
3	Between 17-18	8	
4	Between 15-16	7	
5	Between 13-14	6	
6	Between 11-12	5	
7	Between 9-10	4	
8	Between 7-8	3	
9	Between 5-6	2	
10	4 and below	0	
(C) IPR Filed/ Published/ Granted during 2015-2018			
1	Yes	3	00
2	No	0	
(D) Books Authored			
1	5 and above	3	00
2	Between 3-4	2	
3	Between 1-2	1	
4	NIL	0	



(E) Contribution in Edited Volumes			
1	15 & above	3	00
2	Between 10-15	2	
3	Between 5-10	1	
4	Below 5	0	
(F) Edited Books			
1	5 and above	3	00
2	Between 3-4	2	
3	Between 1-2	1	
4	NIL	0	
(G) Other Articles Written			
1	Written	1	00
2	Non Written	0	
15. Special Facilities			
1	Yes	2	00
2	No	0	
16. Total h Index of the faculty total (Scopus)			
1	above 20	7	2
2	16 to 20	5	
3	11 to 15	4	
4	6 to 10	3	
5	5 to 1	2	
6	Less than 1	0	
TOTAL MARKS		100	17

Chairman : P. B. Vidyasagar
24/1
Dr. Pandit Vidyasagar

Members : Prof. J. S. Biradar

Prof. A. G. Ugarkar

Dr. Ajay Patil

Prof. R. R. Deshmukh

