



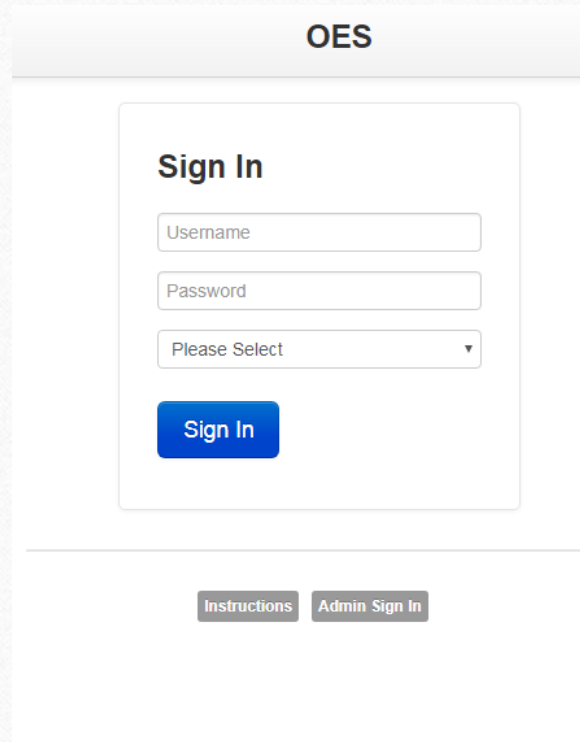
Online Examination

User Guide

Candidate User Guide

- **Browser**
Mozilla Firefox or Google Chrome are recommended browsers.

Login Page



The screenshot shows the OES Login Page. At the top, the text "OES" is displayed. Below it, a "Sign In" form is centered. The form contains three input fields: "Username", "Password", and a dropdown menu labeled "Please Select". A blue "Sign In" button is positioned below the fields. At the bottom of the page, there are two buttons: "Instructions" and "Admin Sign In".

- **Username**

Username is same as the seat number assigned to the user. All characters in username should be entered in uppercase.

- **Password**

Password or token is provided at the center by the administrator. Password is case sensitive and should be entered exactly as assigned to the user.

- **Test selection**

Users are required to select their test from the dropdown ,as per course mentioned on your Hall ticket.

- **Sign In**

After entering all three fields (Username, Password, Test Selection) user should click on "Sign In" button. If provided details are correct, user is logged in and redirected to examination page.

- **Login Failed**-Login failed message is displayed if,

1. User has entered incorrect username, password, test combination.
2. User has submitted test through "Submit Test" button.
3. User has exceeded allotted examination time.
4. User has exceeded maximum number of re-logins.

Exam Page

DEMO EXAM
1234_DEMO

WSTAPPS

21 m 42 s

Question #9 2 marks

Direction ratios of the line which is perpendicular to the lines with direction ratios $-1, 2, 2$ and $0, 2, 1$ are

| Option | Description |
|-------------------------|-------------|
| <input type="radio"/> A | 1, 1, 2 |
| <input type="radio"/> B | 2, -1, 2 |
| <input type="radio"/> C | -2, 1, 2 |
| <input type="radio"/> D | 2, 1, -2 |

Questions Bookmark Invalid First Previous Next Last Clear Submit Test

- **Description**

Examination page is displayed to user after successful login. Following sections explain different parts of examination page.

- **User Information**

User's full name, center code and seat number is displayed at top-left of the page.

- **Timer**

Time remaining is displayed at top-right of the page.

- **Question Information**

Question number, marks for question, bookmark and Invalid status of question is displayed in this section which appears below the top row.

- **Question Description**

This section (light gray box) is the actual question displayed to user.

Exam Page

DEMO EXAM
1234_DEMO

W WSTAPPS

21 m 42 s

Question #3 2 marks

Direction ratios of the line which is perpendicular to the lines with direction ratios $-1, 2, 2$ and $0, 2, 1$ are

| Option | Description |
|-------------------------|-------------|
| <input type="radio"/> A | 1, 1, 2 |
| <input type="radio"/> B | 2, -1, 2 |
| <input type="radio"/> C | -2, 1, 2 |
| <input type="radio"/> D | 2, 1, -2 |

Questions Bookmark Invalid First Previous Next Last Clear Submit Test

- **Options**

This section displays all options available for the question displayed above. User should click on one of the options to mark their answer.

- **Navigation**

Bottom-center of exam page has four navigation links (First, Previous, Next, Last) to move across questions.

- **Questions,Bookmark and Invalid**

Bottom-left of the page has three buttons. Clicking on “Questions” buttons shows list of questions (Explained later). Clicking on “Bookmark” button adds a bookmark icon to the question in case user wants to revisit the question later(Explained later).

Clicking on “Invalid” button adds a Invalid icon to the question in case user believes the answers are incorrect (Explained later).

- **Clear and Submit Test**

Bottom-right of the page has two buttons. Clicking on “Clear” deselects option if user has selected one. Clicking on “Submit Test” button prompts user to confirm that user wants to submit/end test.

Save Option

DEMO EXAM
1234, DEMO

Question #9 2 marks

18 m 48 s

Saved option (B) for question (9)

Direction ratios of the line which is perpendicular to the lines with direction ratios $-1, 2, 2$ and $0, 2, 1$ are

| Option | Description |
|------------------------------------|-------------|
| <input type="radio"/> A | 1, 1, 2 |
| <input checked="" type="radio"/> B | 2, -1, 2 |
| <input type="radio"/> C | -2, 1, 2 |
| <input type="radio"/> D | 2, 1, -2 |

Questions Bookmark Invalid First Previous Next Last Clear Submit Test

- **Select Option**

Clicking on one of the radio buttons next to option selects and saves the option for the question displayed. If the option is saved successfully, a green notification bar confirming save is displayed at top of the page.

- **Saved Message**

A green notification bar confirming save is displayed at top of the page. In case of any error, a red bar appears. Users should immediately notify administrators in case of error.

Clear Option

DEMO EXAM
1234, DEMO

Cleared selection for question (9)

17 m 12 s

Question #9 2 marks

Direction ratios of the line which is perpendicular to the lines with direction ratios $-1, 2, 2$ and $0, 2, 1$ are

| Option | Description |
|-------------------------|-------------|
| <input type="radio"/> A | 1, 1, 2 |
| <input type="radio"/> B | 2, -1, 2 |
| <input type="radio"/> C | -2, 1, 2 |
| <input type="radio"/> D | 2, 1, -2 |

Questions Bookmark Invalid

First Previous Next Last

Clear Submit Test

- **Clear Option**

Clicking on “Clear” button deselects the option for the displayed question if the user has selected one. If no option was selected, this button does not have any effect.

- **Clear Message**

A light yellow bar confirming clear appears on top of the page if the option was cleared for the question successfully.

List of Questions


DEMO EXAM
1234, DEMO

WWSTAPPS

15 m 11 s

List of Question

| | | | | | |
|---|---|---|---|---|---|
| 1 | 2 | 3 | 4 | 5 | 6 |
| 7 | 8 | 9 | | | |



Questions Bookmark First Previous Next Last Clear Submit Test

- **Questions Button**
Clicking on “Questions” button shows list of questions and their state.
- **List of Questions**
This section/table shows all questions along with option selected by the user for each question. It also shows bookmarks if any. Question numbers are clickable and will take the user directly to the clicked question.

Bookmarks

DEMO EXAM
1234, DEMO

W WSTAPPS

13 m 41 s

Question #3 2 marks 

Spinal cord and brain are wrapped in protective membranes known as _____

| Option | Description |
|-------------------------|-------------------------|
| <input type="radio"/> A | Axomembranes |
| <input type="radio"/> B | Meninges |
| <input type="radio"/> C | Nodes of Ranvier |
| <input type="radio"/> D | Myelin sheath |



Questions **Bookmark** First Previous Next Last Clear Submit Test

- **Bookmark Button**


Clicking on “Bookmark” button marks the displayed question with bookmark icon. Bookmarks are useful if user wants to revisit a question later.

- **Bookmark Icon**


Bookmark icon is displayed in the question information section of the page alongside question number and marks.

Invalid

DEMO EXAM
1234, DEMO


 **WSTAPPS**

11 m 27 s

Question #3 2 marks 

Spinal cord and brain are wrapped in protective membranes known as _____

| Option | Description |
|-------------------------|-------------------------|
| <input type="radio"/> A | Axomembranes |
| <input type="radio"/> B | Meninges |
| <input type="radio"/> C | Nodes of Ranvier |
| <input type="radio"/> D | Myelin sheath |



Questions Bookmark Invalid First Previous Next Last Clear Submit Test

- **Invalid Button**

Clicking on “Invalid” button marks the displayed question with Invalid icon. Invalid is useful if user believes the answers are incorrect.

- **Invalid Icon**

Invalid icon is displayed in the question information section of the page alongside question number and marks.

Submit

The screenshot displays a demo exam interface. At the top left, it says "DEMO EXAM 1234, DEMO". In the center, there is a logo for "WSTAPPS". On the top right, a timer shows "8 m 28 s". A central dialog box with a white background and a thin border contains the following text: "IMPORTANT NOTICE" in a red box, followed by the question "Are you sure you want to submit this test? You will not be able to take this test again." Below the question are two buttons: "Yes. Submit this test." (highlighted with a red oval) and "Cancel". At the bottom of the interface, there is a navigation bar with buttons for "Questions", "Bookmark", "Invalid", "First", "Previous", "Next", "Last", "Clear", and "Submit Test".

- **Submit Button**

User may click on “Submit Test” button if user wants to submit/end test before timer expires. If time expires, user’s exam is submitted automatically.

- **Submit Confirmation Message**

A confirmation message is displayed before submitting the test. User should choose carefully. Once test is submitted, there is no way to restart the test and user’s exam is considered completed.



THANK YOU